

Imagine a world where everyone can read...

Celebrate World Read Aloud Day with your students by reading aloud and taking action on behalf of the 793 million people who cannot read.

Read Aloud. Change the World.

Use all or parts of this easy guide to create a joyful celebration in your community leading up to the big day, and on February 24, 2016.

Turn your classroom read alouds into an opportunity for you and your students to join a global community of reading advocates using LitWorld's free resources!

Take things to the next level by participating in LitWorld's World Read Aloud Day countdown between January 1 and February 24. Enter your class to win special prizes from sponsors including free books and access to exclusive special guest author read aloud videos. Register with LitWorld to qualify.

Apply LitWorld's suggested discussion prompts to read alouds you already have planned, or use our resources to select new books and plan special activities for the countdown and for the big day on Wednesday, February 24!

Visit litworld.org/wrad to register your participation, check out LitWorld's free resources, and learn more!

WORLD READ ALoud DAY



February 24th, 2016

Imagine a world where everyone can read...

On World Read Aloud Day, celebrate by reading aloud and taking action on behalf of the 793 million people who cannot read.

Join the Movement.

Spread the word about World Read Aloud Day to friends, family and members of your network!

Read Aloud.

Read aloud with loved ones or new friends. By sharing stories with one another we build a literacy community and grow strong as readers.

Change the World.

Take action and host an event in your community or home, connect with friends near and far, and help grow the movement worldwide.

**Visit litworld.org to join the movement,
check out our free resources, and learn more!**

Event Guide

Choose an idea from LitWorld's suggestions below to celebrate World Read Aloud Day in your classroom. Use the worksheets in this packet or come up with your own inspiring plan! All of the activities below can be adjusted for different age groups and space requirements.

1. Take the 7 Strengths Challenge.

Prepare your class for WRAD during the 7 weeks leading up to the day. Read aloud each week using the calendar as a guide for each strength. Use the questions to guide discussions with students.

2. Read Aloud with someone across the world on February 24.

Set up your own video chat with another classroom via Skype, Google Hangout or another video chat platform. Share a poem or a story together. This activity is a great way to engage other languages and cultures. If a video chat isn't possible, have someone tell a story or play a game that incorporates a new language or culture.

3. Read Aloud with a special guest.

Invite a special guest to read aloud to your class. Your guest can be a local author, a community leader, another teacher, the principal of your school, or anyone else you would like to invite.

4. Create a Story in the Round.

Sit in a circle and make a group story by having each person add a sentence one at a time going around and around the circle. The sillier the better! You can come up with a theme or a description of the key characters at the beginning to get everyone's ideas flowing. For younger children, modify the activity by adding a word each. For any child-parent groups, have one set make the story and the other act it out in the center of the circle.

5. Launch a Pop-Up Poetry or Storytelling Café.

Gather your group for snacks and storytelling by inviting everyone to read their own writing or a favorite poem or short story to the audience. You can tailor this activity by adding a theme such as one of the 7 Strengths.

6. Have a Screening Session of Great Orators.

Prepare videos of great orators and historical figures making inspiring speeches. Have the group share their thoughts and talk about what makes them so powerful. Practice the art of speaking by having everyone give a short speech on why reading is important, or another topic they feel passionate about. This activity is great for any computer skills classes you may have as you can incorporate web-search or PowerPoint teachings.

7. Build a Story Quilt.

Cut squares out of paper or fabric and have participants write or draw on their squares in response to either a group read aloud book or a personal favorite book.

7 Strengths Countdown to February 24, 2016!



January

3 4 5 6 7 8 9

Belonging Week

When has reading helped you feel like you belong to a community?

10 11 12 13 14 15 16



Curiosity Week

What kind of reading makes you curious and fills you with wonder?

17 18 19 20 21 22 23

Friendship Week

How does reading help us connect and make the world friendlier?



24 25 26 27 28 29 30

Kindness Week

What kindness role models have you met through reading?



February

31 1 2 3 4 5 6



What stories make you feel confident and proud to be you?

Confidence Week

7 8 9 10 11 12 13

When did reading give you the courage to stand up for something you believe in?



Courage Week

14 15 16 17 18 19 20

If you could share a message of hope, what would you read aloud to the whole world?

Hope Week



21 22 23 24 25 26 27

WRAD Week!



Read Aloud. Change the World.

Belonging Week

Suggested Discussion Prompts

1. Why do the characters feel like they do not belong at first? How do they find belonging?
2. Think about a time when you joined a new group or community. What was challenging about it?
3. Where do you feel like you belong? Who or what makes you feel like you belong?

Suggested Read Alouds

Picture Books

The Gift of Nothing by Patrick McDonnell
Ish by Peter H. Reynolds
Hairs/Pelitos by Sandra Cisneros
One World, One Day by Barbara Kerley
My Name is Leona by Carol Gahara Harris
The Storm Whale by Benji Davies
Kunu's Basket by Lee DeCora Francis
My Name is Yoon by Helen Recorvits
Stellaluna by Jannell Cannon
Violet's Music by Angela Johnson

Chapter Books

Wonder by R.J. Palacio
Fresh Off the Boat by Eddie Huang
The Junkyard Wonders by Patricia Polacco
I'll Give You the Sun by Jandy Nelson
Eleanor & Park by Rainbow Rowell
House on Mango Street by Sandra Cisneros
Baseball Is... by Louise Borden
Blob by Fire Wishinsky
Bluish by Virginia Hamilton

Poetry

Night on the Neighborhood Street by Eloise Greenfield
Guess What by Susan Anderson

Curiosity Week

Suggested Discussion Prompts

1. What are the characters curious about? What do they learn because of their curiosity?
2. What are you most curious about right now? Why do you think it is good to be curious?
3. Think of a time you saw something interesting, read something cool, or met someone new. What did you do to learn more?

Suggested Read Alouds

Picture Books

The Memory of an Elephant by Sophie Strady
29 Myths on the Swinster Pharmacy by Lemony Snicket
Draw! by Raúl Colón (no words!)
Roxaboxen by Alice McLerran
The Mouse and the Meadow by Chad Wallace
Not a Box by Antoinette Portis
Weslandia by Paul Fleischman
Journey by Aaron Becker
Orion and the Dark by Emma Yarlett
Seven Blind Mice by Ed Young

Chapter Books

Nightbird by Alice Hoffman
Bayou Magic by Jewell Parker Rhodes
Unstoppable Octobia May by Sharon Flake
The Sixty-Eight Rooms (The Sixty-Eight Rooms Adventures) by Marianne Malone
The Key to Rondo by Emily Rodda
The Evolution of Calpurnia Tate by Jacqueline Kelly
Moxie and the Art of Rule Breaking by Erin Dionne
Fortunately, the Milk by Neil Gaiman
A Snicker of Magic by Natalie Lloyd

Poetry

Salsa Stories by Lulu Delacre

Friendship Week

Suggested Discussion Prompts

1. What do the characters look for in their friends? How do they treat them?
2. Share a time when you had a problem with a friend. What happened?
3. Share a time when a friend helped you. What did your friend do? Why is friendship so important?

Suggested Read Alouds

Picture Books

The Adventures of Beekle: The Unimaginary Friend by Dan Santat

Those Shoes by Maribeth Boelts

Yo! Yes? by Chris Raschka

Mrs. Katz and Tush by Patricia Polacco

Mango, Abuela, and Me by Meg Medina

Ninja Bunny by Jennifer Gray Olson

The Jacket by Kirsten Hall

Wednesday by Anne Bertier

Rainbow Joe and Me by Maria Diaz Strom

Raising Dragons by Jerdine Nelson

Chapter Books

Holes by Louis Sachar

Finding Audrey by Sophie Kinsella

I Will Always Write Back by Martin Ganda, Caitlin Alifrenka, and Liz Welch

One Plus One Equals Blue by Mary Jane Auch

Pie by Sarah Weeks

Flora and Ulysses: The Illuminated Adventures by Kate DiCamillo

Counting by 7s by Holly Goldberg Sloan

Fast Sam, Cool Clyde, And Stuff by Walter Dean Myers

Goodbye Stranger by Rebecca Stead

Sula by Toni Morrison

Poetry

Build a Box of Friendship by Chuck Pool

On Friendship by Khalil Gibran

A Time to Talk by Robert Frost

Kindness Week

Suggested Discussion Prompts

1. How do the characters show kindness in the story? Why is kindness important in the story, and in your own life?
2. What does it mean to be kind to someone? What are some ways you can show kindness for others?
3. Share about a time when someone was kind to you. How did it make you feel?

Suggested Read Alouds

Picture Books

Each Kindness by Jacqueline Woodson
Plant a Kiss by Amy Krouse Rosenthal
Wings by Christopher Myers
Hug Me by Simona Ciraolo
The Lion and the Bird by Marianne Dubuc
Chrysanthemum by Kevin Henkes
Frog and Toad All Year by Arnold Lobel
Horton Hears a Who by Dr. Seuss
Mrs. Rumphius by Barbara Cooney

Chapter Books

The Laura Line by Crystal Allen
The Women of Brewster Place by Gloria Naylor
The One and Only Ivan by Katherine Applegate
No Talking by Andrew Clements
Because of Winn-Dixie by Kate DiCamillo
Kira-Kira by Cynthia Kadohata
Little Lord Fauntleroy by Frances Hodgson Burnett
Marcelo in the Real World by Francisco Stork
How Lamar's Bad Prank Won a Bubba Sized Trophy by Crystal Allen

Poetry

The Invitation by Shel Silverstein
Kindness by Naomi Nye
Peaceful Pieces by Anna Grossnickle Hines

Courage Week

Suggested Discussion Prompts

1. How are the characters courageous? Have you ever seen someone do something courageous?
2. What do you think it means to have courage?
3. Can you remember a time you stood up for something you really believed in? How did it make you feel?

Suggested Read Alouds

Picture Books

Rad American Women A-Z by Kate Schatz
Sophie's Masterpiece: A Spider's Tale by Eileen Spinelli
Swimmy by Leo Lionni
Shackleton's Journey by William Grill
Wild by Emily Hughes
Lakas and the Makibaka Hotel by Anthony Robles
Roberto, The Insect Architect by Nina Laden
Stand Tall Molly Lou Melon by Patty Lovell
Two of a Kind by Jacqui Robbins
Scaredy Squirrel by Melanie Watt

Chapter Books

Gaby, Lost and Found by Angela Cervantes
Hoot by Carl Hiaasen
A Long Walk to Water by Linda Sue Park
William S. and the Great Escape by Zilpha Keatley Snyder
Wednesday Wars by Gary D. Schmidt
A Moment Comes by Jennifer Bradbury
Silver People: Voices from the Panama Canal by Margarita Engle
Ophelia and the Marvelous Boy by Karen Foxlee
Chasing Secrets by Gennifer Choldenko
The River by Gary Paulsen

Poetry

Brown Girl Dreaming by Jacqueline Woodson
I Look at the World by Langston Hughes

Confidence Week

Suggested Discussion Prompts

1. What do you think it means to be confident? How do the characters in the story show confidence?
2. Why is it important to believe in yourself? Has there ever been a time when you had trouble feeling confident?
3. Share about a time in your life when you were proud of yourself. What happened?

Suggested Read Alouds

Picture Books

Lupita's First Dance/ El Primer Baile de Lupita by Lupe Ruiz-Flores

Josephine: The Dazzling Life of Josephine Baker by Patricia Hruby Powell

Exclamation Mark by Amy Krouse Rosenthal

Alvin Ailey by Andrea Davis Pinkney

What Do You do With an Idea? by Kobi Yamada

Harlem's Little Blackbird by Renee Watson

Iggy Peck, Architect by Andrea Beaty

Unicorn Thinks He's Pretty Great by Bob Shea

When the Beat Was Born: DJ Kool Herc and the Creation of Hip-Hop by Laban Carrick Hill

Chapter Books

Girl Wonder: A Baseball Story in Nine Innings by Deborah Hopkinson

The Green Bicycle by Haifaa al Mansour

Travel Team by Mike Lupica

The Sweetness at the Bottom of the Pie (Flavia de Luce #1) by Alan Bradley

El Deafo by Cece Bell

STAT: Standing Tall & Talented by Amare Stoudemire

Bobby the Brave (Sometimes) by Lisa Yee

Storm Thief by Chris Wooding

Spider Boy by Ralph Fletcher

The Great Wall of Lucy Wu by Wendy Wan-Long Shang

Poetry

By Myself by Eloise Greenfield

Famous by Naomi Nye

Black Hair by Gary Soto

Hope Week

Suggested Discussion Prompts

1. How is hope important to the characters in the story? What does hope help them accomplish?
2. What do you hope for? What can you do to make your hopes come true?
3. Why is hope important?

Suggested Read Alouds

Picture Books

All in a Day by Cynthia Rylant

I, Too, Am America by Langston Hughes

Harvesting Hope: The Story of Cesar Chavez by Kathleen Krull

The Farmer and the Clown by Marla Frazee (no words!)

The Infinite Song by Andrea Freeman

A Chair for My Mother by Vera B. Williams

A Dance Like Starlight: One Ballerina's Dream by Kristy Dempsey and Floyd Cooper

Come On, Rain! by Karen Hesse

Fly Away Home by Eve Bunting

Chapter Books

Toothpaste Millionaire by Jean Merrill

The Thing About Luck by Cynthia Kadohata

Inside Out and Back Again by Thanhha Lai

Dreaming in Indian by Lisa Charleyboy and Mary Leatherdale

Homeless Bird by Gloria Whelan

Esperanza Rising by Pam Muñoz Ryan

One Crazy Summer by Rita Williams-Garcia

Angel on the Square by Gloria Whelan

Rules for Stealing Stars by Corey Ann Haydu

Stitches: A Memoir by David Small

Poetry

Poetry for Young People: Langston Hughes by David Roessel

Still I Rise by Maya Angelou

Tiger Mask Ritual by Chitra Banerjee Divakaruni

Listen to the Mustn'ts by Shel Silverstein

Read Aloud Guide

Studies show that literacy is the foundation for emotional and physical well-being, intellectual growth, and economic security. Furthermore, reading aloud improves listening skills, vocabulary acquisition, and the understanding of common story themes and structures that will factor into children's future success. Use the tips below to create a powerful, memorable read aloud experience.

- Read the book beforehand to familiarize yourself with the story. Make note of places you want to stop and ask questions.
- Be animated! Change your voice during the read aloud to match the expressions of the characters and emotions of the story; this will truly bring the text to life.
- Use different voices for different characters so that children come to recognize dialogue within a text and individual character traits.
- If your book has a lot of text, try a story walk instead of reading every word. A story walk is when you summarize what is happening on each page while pointing to the illustrations to help explain the action.
- Ask questions out loud as you read. Ask listeners to predict what will happen next, how they would feel if they were in the story, or the meaning of a vocabulary word that might be new. Limit your questions to one or two so they do not disrupt the flow of the story.
- After you finish the story, have a conversation that focuses on connecting the text to the listeners' lives and experiences. Browse our 7 Strengths Discussion Prompts for ideas.

Why We Celebrate World Read Aloud Day

World Read Aloud Day is all about spreading a love for reading. We think everyone in the world should get to read and write. Every year, people all around the globe celebrate WRAD by reading and sharing stories together.

Activity Challenge:

The passage above tells what World Read Aloud Day means for us at LitWorld. Use the questions below to discuss your experiences with reading aloud, and why it is important to you and your community. Then, craft your own statement of purpose.

Discussion Questions:

1. What is your favorite read aloud memory?
2. What do you like most about read alouds?
3. If you met someone who had never read a book and could choose one book to share with them, which book would it be? Why?

Draw a picture of you reading aloud with someone you love!

Who are you reading aloud with? What are you reading? Where are you reading together?

Why We Celebrate World Read Aloud Day

World Read Aloud Day is about taking action to show the world that the right to read and write belongs to all people. World Read Aloud Day motivates children, teens, and adults worldwide to celebrate the power of words and creates a community of readers advocating for every child's right to a safe education and access to books and technology.

Activity Challenge:

World Read Aloud Day is an important time for reflecting on the value of literacy and reading. The following activity will facilitate deep thought and discussion around these topics.

Directions:

1. Read LitWorld's World Read Aloud Day mission statement out loud for the group. After this, you can say,

The passage above tells what World Read Aloud Day means for LitWorld. We will now complete an activity that will demonstrate the importance of literacy and reading for all of us in day-to-day life. Before we begin, does anyone want to guess how many times a day you use reading in order to accomplish something? (Feel free to take two or three responses).

2. Distribute copies of "A Day in the Life of Diana" so each participant has one. You can say,

The passage on this sheet is an example of a day in the life of a student. As I read through it, please mark the sheet every time the girl in the story uses reading. When I am done reading, we will discuss the questions at the end of the story together.

3. When you are done with the conversation, thank all the participants for joining in this activity. You can say,

Thank you for doing this activity with me! By participating today, you have joined a global movement of people all celebrating a love of reading.

A Day in the Life of Diana

Diana awoke to her alarm clock ringing loudly on her nightstand. She opened her eyes to the red digits flashing 6:30 AM. Once she woke up enough, she rolled out of bed to get ready for school. She went through her usual morning routine: brushing her teeth, washing her face, and getting dressed.

When she got to the kitchen, Diana grabbed her favorite box of cereal. However, glancing at her milk carton, she was dismayed to find that the expiration date had passed. She took a box of granola bars from the shelf, and searched it until she found the wrapper that meant her favorite flavor: honey maple.

Diana walked down the stairs from her front door and took the bus. Her first class was science, so she walked to Room 313. However, when she got there, she saw a sign that said 'Period 1 Science in Room 318 Today.' Diana walked down the hall, relieved that she could still make it to class on time. She was also glad because 318 was the lab room, where classes got to do cool experiments together.

Diana met up with her best friend Lily when it was time for lunch. The chalkboard outside the cafeteria said the sandwich of the day was turkey and cheese, which was her favorite. She counted out the right amount of money and paid the woman at the counter.

Lily showed Diana the book she had started reading in English class that day. Diana read the title and said she had never heard of it. Lily told her she could borrow it when she finished.

After eighth period, as usual, Diana waited for Lily outside the front entrance. Lily's little brother William skipped over to them, and they began the walk to Lily and William's home together.

Questions:

- In the passage, how many times did you find examples of reading in everyday life?
- What would have happened to Diana on this day if she were unable to read?
- How would your day-to-day life change if you could not read? How would you feel?


If you have time, turn the page over and draw a time when you used reading in the last week!

LitWorld WORLD READ ALOUD DAY 2016

Name:

Design Your Read Aloud

In the space below, design a new book cover
for a book you love to read aloud.



Reading Identity Web

The purpose of this activity is to create a web of connectedness showing the similarities and differences among the readers in the group.

Materials:

- Index Cards
- Chart paper
- Markers

Directions:

1. Be sure each table has a piece of chart paper, then introduce the activity. You can say,

Now we are going to do an activity to explore our own reading identities. Our reading identities are shaped by our habits, like what we read and where we read. In this activity we will create a web of connections to see how we are alike and how we are different as readers.

2. Pass out an index card to each participant. Then, explain what they should write. You can say,

Everyone has an index card. Each of you will write six words or phrases on your card. I'm going to read out two questions. For each question, write down three words or phrases in response. The first question is 'What do you like to read?' The second question is 'Where do you like to read?'

Give everyone a moment to begin writing. Remind them of the guidelines. You can say,

Remember, everyone will write three responses to each question. For example, my card might say: 'Poems, Magazines, Fantasy Books, My Bedroom, The Library, My Couch.'

3. When everyone has written their responses, invite the participants to write their names around the piece of chart paper.

4. Once everyone's name is on the paper, ask for two volunteers to share one of their responses with the group.

5. Next, have the members write down their responses near their names.

6. Once everyone has written down their responses on the chart paper, tell them to connect their words to the words other people wrote. You can say,

Now we are going to make something called a Reading Identity Web. When I say so, everyone can stand up and take a look at what everyone wrote. If you see that someone wrote the same word as you, draw a line to connect your words! Let's start to make our web!

7. Give everyone five minutes to connect the words. Then, lead a discussion about reading identities. Here are some questions to guide your conversation:

- Who found a Reading Identity Word that matched someone else's? What was the word?
- Who had a Reading Identity Word that no one else had?
- Who found a Reading Identity Word that made them want to try something new? This can mean reading in a new place, or reading something you have not tried before.

8. Thank your students for participating in World Read Aloud Day, and encourage them to try reading something new or in a new place!

Mural Activity

This activity is a great way to make the read aloud a dynamic experience.

Materials:

- An excellent read aloud book!
- Sheets of paper
- Markers

Directions:

1. Be sure each table has a piece of chart paper, then introduce the activity. You can say,

Now we are going to do a great activity. Today, we are going to put a fun spin on the usual Read Aloud.

2. Pass out sheets of paper and explain the activity. You can say,

While I read aloud, all of you can write down words and phrases from the book that you like. After the read aloud, we will all create a mural together. To make the mural, we will take the words and phrases you wrote and put them on chart paper. We will also draw pictures to go along with what we write!

3. When everyone is ready to listen, read your book aloud. Remind the participants to write down any words or phrases from the book to use for the mural later.
4. Once you have finished reading the book, invite the participants to write and draw on the chart paper to make the mural. Give them 15-20 minutes. You can say,

Now that I've finished reading, let's start our mural! Look at what you wrote on your sheets, and start copying those words and phrases onto the mural. You can all draw pictures to go along with what you write, and decorate it however you want!

Feel free to flip through the book while they do this to keep the book fresh in their minds. If the group is small enough, you can pass the book around. Be sure to tell everyone that it is ok if more than one person has the same idea. You can say,

Don't worry if someone has the same word or picture as you. That just means you both were interested in the same thing, which is great! If you see someone write or draw something you also want to share, feel free to make your own as well! You can also underline, star, or circle what the other person wrote.

5. When the mural is complete, lead a discussion using the following questions:

- What is one aspect of the mural you like? Why?
- How can this mural show that we all approach books differently?
- Are there any areas of the mural that seem to be important to a lot of us?

WORLD READ ALLOUD DAY



February 24, 2016 Presented by **litworld.org**

LitWorld WORLD READ ALOUD DAY 2016

Global Literacy Statistics


LitWorld works to cultivate a new generation of leaders, storytellers and academic achievers, effecting change for themselves, their communities, and the world. Our campaigns mobilize children and adults from around the world to advocate for literacy as a human right that belongs to all people.

- Reading aloud to children every day puts them almost a year ahead of children who do not receive daily read alouds regardless of parental income, education level or cultural background. (Melbourne Institute of Applied Economic and Social Research)
- According to the latest data (2014), 793 million adults – two thirds of them women – lack basic reading and writing skills. (UNESCO)
- Since 1985, the female adult literacy rate has risen 15%, which is about double the growth of the male literacy rate in the same time period. (UNESCO)
- On tests involving 4,500 to 10,000 students in 43 countries, half of the girls said they read for at least 30 minutes a day, compared with less than one-third of the boys. (UNESCO)
- Even though the size of the global illiterate population is shrinking, the female proportion has remained virtually steady at 63 to 64%. (UNESCO)
- Among the youth population, female literacy rates have been rising quickly. Nonetheless, three out of five youths lacking basic reading and writing skills are young women. (UNESCO)
- If all children in low-income countries left school literate, 171 million people could move out of poverty. (World Literacy Foundation)
- Poorly-literate individuals are less likely to participate in democratic processes and have fewer chances to fully exercise their civil rights (UNESCO)
- A child born to a mother who can read is 50% more likely to survive past the age of five than a child born to an illiterate woman. (UNESCO)
- A literate and educated girl is three times less likely to acquire AIDS, she will earn at least 25% more income, and she will produce a smaller, healthier family. (UNESCO)
- Illiterate people earn 30-42% less than their literate counterparts. (World Literacy Foundation)

UNESCO: United Nations Educational, Scientific and Cultural Organization

February 24, 2016

WORLD READ ALoud DAY



Presented by

litworld.org




WORLD READ ALOUD DAY CERTIFICATE

presented to:

On February 24, 2016, you joined a community of readers and took action to show the world that you support everyone's right to read and share their stories.

LitWorld
Be the Story.

litworld.org



WORLD READ ALOUD DAY CERTIFICATE

presented to

On February 24, 2016, you joined a community of readers
and took action to show the world that you support
everyone's right to read and share their stories.

LitWorld.
Be the Story.

litworld.org