

INTRODUCING
EDDIE BAUER
FOOTWEAR



A close-up, high-angle shot of a shoe's sole. The sole is dark grey with a complex, textured pattern. A prominent feature is a row of bright yellow, V-shaped studs that run across the width of the sole. Above this row, the words "NON-MARKING" are embossed in a light grey color. Below the row, the words "TRIP-PRO" are embossed in a similar color. The lighting is dramatic, highlighting the texture and the vibrant yellow of the studs against the dark background.

TARMAC TO TRAIL

INTRODUCING EDDIE BAUER FOOTWEAR. All-day comfort infused with cutting-edge technology. Ergonomic, cushioned insoles for the most stable fit. Midsoles that absorb the impact of every stride. And exclusive outsoles for the best traction on any terrain. Whatever your destination, Eddie Bauer footwear is built to take you there.

A close-up, macro shot of the interior of a sneaker. The image shows various materials: a grey mesh fabric, a textured grey leather-like material, and a bright green foam insert. The lighting is dramatic, highlighting the textures and colors of the different components.

MEN'S FOOTWEAR



FULL CIRCUIT


THE ULTIMATE 24-HOUR ADVENTURE TRAVEL SHOE



Travel the world and travel light with one pair of shoes. Using state-of-the-art materials and construction, every element in the Full Circuit helps trim weight while ensuring maximum comfort and performance. 11 oz. | 330grams
US \$100 / CAN \$120



INSOFIT PRO
Ergonomic polyurethane footbed with stabilizing heel cup and superior forefoot support.



MIDLITE PRO
Midsole uses the lightest, strongest form of polyurethane available to ensure critical cushioning, impact reduction, and overall stability lasting long after other midsoles break down.



SPORTGRIP PRO
Carbon rubber outsole with grippy tread excels in all terrain, including light trail use.



LUKLA PRO


WATERPROOF, LIGHTWEIGHT HIKER



Built for when the road disappears and the weather heads south. Waterproof/breathable upper. Vibram® XS Trek rubber outsole, with exclusive lug design for excellent, all-weather traction. 11 oz. | 320 grams
US \$130 / CAN \$150




**WEATHEREDGE.
PRO**
Exclusive 20K/20K waterproof/breathable membrane lining helps keep feet dry in extreme, wet conditions.



INSOFIT
EVA footbed delivers all-day support while reducing weight and bulk.



MIDLITE
Midsole of premium EVA material for lightest possible weight that doesn't sacrifice durability, support, and comfort.



**MULTIPITCH
PRO**
Outsole with exclusive lug design using Vibram® XS Trek rubber compound—best in class for performance and durability.



LUKLA

LIGHTWEIGHT HIKER



Streamlined trekker reduces impact of every stride, especially critical when hiking on uneven ground with a pack. EVA footbed and midsole, with a nylon partial shank, provide durable cushioning and fatigue-preventing torsion/arch support. 10 oz. | 270 grams
US \$100 / CAN \$120

INSOFIT

EVA footbed delivers all-day support while reducing weight and bulk.

MIDLITE

Midsole of premium EVA material for lightest possible weight that doesn't sacrifice durability, support, and comfort.

MULTIPITCH PRO

Outsole with exclusive lug design using Vibram® XS Trek rubber compound—best in class for performance and durability.



DEPARTURE CHUKKA

CLASSIC LOOK INFUSED WITH CUTTING-EDGE TECHNOLOGY



Athletic-shoe comfort in a split-suede leather chukka. Lightweight, wide-platform rubber outsole for excellent stability and durability. Foot-cradling construction ensures maximum ease, minimum weight. 14 oz. | 380 grams
US \$130 / CAN \$150

STORMREPEL

Weather-shedding finish preserves leather

INSOFIT PRO

Ergonomic polyurethane footbed

MIDLITE PRO

Lightest, strongest polyurethane midsole

SPORTEGE

Wide-platform outsole of impact-absorbing rubber





DEPARTURE LACE-UP



CLASSIC LOOK INFUSED WITH CUTTING-EDGE TECHNOLOGY


Athletic-shoe comfort in a traditional oxford. Classic, full-grain leather upper. Lightweight, wide-platform rubber outsole for excellent stability and durability. Foot-cradling construction ensures maximum ease, minimum weight. 15 oz. | 430 grams
US \$120 / CAN \$140

STORMREPEL.
Weather-shedding finish preserves leather

INSOFIT PRO
Ergonomic polyurethane footbed

MIDLITE PRO
Lightest, strongest polyurethane midsole

SPORTEDGE
Wide-platform outsole of impact-absorbing rubber



BARK



DEPARTURE SLIP-ON



CLASSIC LOOK INFUSED WITH CUTTING-EDGE TECHNOLOGY


Athletic-shoe comfort in a leather slip-on. Full-grain leather upper. Lightweight, wide-platform rubber outsole for excellent stability and durability. Foot-cradling construction ensures maximum ease, minimum weight. 14 oz. | 380 grams
US \$110 / CAN \$130

STORMREPEL.
Weather-shedding finish preserves leather

INSOFIT PRO
Ergonomic polyurethane footbed

MIDLITE PRO
Lightest, strongest polyurethane midsole

SPORTEDGE
Wide-platform outsole of impact-absorbing rubber



BARK



SNOWFOIL BOOT

WATERPROOF, INSULATED WINTER BOOT

Built for winter commutes and snowshoe-trail exploring. Waterproof rubber base; leather upper with waterproof/breathable membrane lining and DWR outer finish to shed moisture. Exclusive insulation protects against frostbite.

\$120 US / \$140 CAN

THERMAFILL.
200

Insulation keeps feet warm

WEATHEREDGE.

Exclusive 5K/5K waterproof/breathable membrane

STORMREPEL.

Weather-shedding finish preserves leather



COCOA



SNOQUALMIE PASS BOOT

OUR WARMEST WATERPROOF WINTER BOOT

Classic pac boot style for the coldest environments. Waterproof rubber base; leather upper with waterproof/breathable membrane lining and DWR outer finish to shed moisture. Exclusive insulation protects against frostbite.

\$150 US / \$180 CAN

THERMAFILL.
400


Insulation keeps feet warm

WEATHEREDGE.

Exclusive 5K/5K waterproof/breathable membrane

STORMREPEL.

Weather-shedding finish preserves leather



BARK





MICROTHERM® SLIPPER



MICRO-CHANNEL DESIGN FOR SUPERIOR WARMTH

Applying the heat-conserving MicroTherm construction of our award-winning outerwear to a traditional scuff-type slipper. Soft. Lightweight. Warm. The perfect respite after a day on the mountain or at the office.

\$50 US / \$60 CAN

THERMAFILL₂₀₀

Insulation keeps feet warm



BLACK

ASCENT BLUE

SCARLET

The image displays a variety of shoe insoles, likely representing different types of orthotics or comfort inserts. The insoles are arranged on a dark, textured surface. There are several purple insoles, some with a fine grid pattern and others with a smoother finish. There are also several grey insoles, some with a circular perforated pattern and others with a smooth surface. The background is a dark, textured material, possibly a shoe's interior or a display surface, with a repeating pattern of small, raised rectangular shapes. The text "WOMEN'S FOOTWEAR" is centered in the image in a bold, white, sans-serif font.

WOMEN'S FOOTWEAR



FULL CIRCUIT

THE ULTIMATE 24-HOUR ADVENTURE TRAVEL SHOE




Travel the world and travel light with one pair of shoes. Using state-of-the-art materials and construction, every element in the Full Circuit helps trim weight while ensuring maximum comfort and performance. 9 oz. | 250 grams
US \$100 / CAN \$120



INSOFIT PRO
Ergonomic polyurethane footbed with stabilizing heel cup and superior forefoot support.



MIDLITE PRO
Midsole uses the lightest, strongest form of polyurethane available to ensure critical cushioning, impact reduction, and overall stability lasting long after other midsoles break down.



SPORTGRIP PRO
Carbon rubber outsole with grippy tread excels in all terrain, including light trail use.



LUKLA PRO

WATERPROOF, LIGHTWEIGHT HIKER



Built for when the road disappears and the weather heads south. Waterproof/breathable upper. Vibram® XS Trek rubber outsole, with exclusive lug design for excellent, all-weather traction. 11 oz. | 320 grams
US \$130 / CAN \$150




WEATHEREDGE PRO
Exclusive 20K/20K waterproof/breathable membrane lining helps keep feet dry in extreme, wet conditions.



INSOFIT
EVA footbed delivers all-day support while reducing weight and bulk.



MIDLITE
Midsole of premium EVA material for lightest possible weight that doesn't sacrifice durability, support, and comfort.



MULTIPITCH PRO
Outsole with exclusive lug design using Vibram® XS Trek rubber compound—best in class for performance and durability.



LUKLA

LIGHTWEIGHT HIKER



Streamlined trekker reduces impact of every stride, especially critical when hiking on uneven ground with a pack. EVA footbed and midsole, with a nylon partial shank, provide durable cushioning and fatigue-preventing torsion/arch support. 10 oz. | 270 grams
US \$100 / CAN \$120

INSOFIT

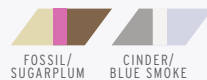
EVA footbed delivers all-day support while reducing weight and bulk.

MIDLITE

Midsole of premium EVA material for lightest possible weight that doesn't sacrifice durability, support, and comfort.

MULTIPITCH PRO

Outsole with exclusive lug design using Vibram® XS Trek rubber compound—best in class for performance and durability.



FOSSIL/
SUGARPLUM CINDER/
BLUE SMOKE



TRAVEX CHRISTINE BALLET

THE HIGH PERFORMANCE SIDE OF COMFORT



Built for life on the move. Rich, durable, full grain leather upper. Sure-footed, carbon-rubber sole. Foot-cradling construction ensures maximum ease, minimum weight, and all-day comfort. 7 oz. | 210 grams
US \$100 / CAN \$120

INSOFIT PRO

Ergonomic polyurethane footbed with stabilizing heel cup and superior forefoot support.

MIDLITE

Midsole of premium EVA material for lightest possible weight that doesn't sacrifice durability, support, and comfort.

SPORTGRIP

Low-profile, high-durability carbon-rubber outsole



SADDLE CINDER MIDNIGHT
NAVY CASSIS



TRAVEX MARY JANE



THE HIGH PERFORMANCE SIDE OF COMFORT

Built for life on the move. Rich, durable, suede leather upper. Sure-footed, carbon-rubber outsole. Foot-cradling construction ensures maximum ease, minimum weight, and all-day comfort.

7 oz. | 210 grams
US \$90 / CAN \$100

INSOFIT PRO

Ergonomic polyurethane footbed with stabilizing heel cup and superior forefoot support.

MIDLITE

Midssole of premium EVA material for lightest possible weight that doesn't sacrifice durability, support, and comfort.

SPORTGRIP

Low-profile, high-durability carbon-rubber outsole



FOSSIL DARK SLATE



TRAVEX SLIP-ON



THE HIGH PERFORMANCE SIDE OF COMFORT

Built for life on the move. Rich, durable, suede leather upper. Sure-footed, carbon-rubber outsole. Foot-cradling construction ensures maximum ease, minimum weight, and all-day comfort.

7 oz. | 210 grams
US \$90 / CAN \$100

INSOFIT PRO

Ergonomic polyurethane footbed with stabilizing heel cup and superior forefoot support.

MIDLITE

Midssole of premium EVA material for lightest possible weight that doesn't sacrifice durability, support, and comfort.

SPORTGRIP

Low-profile, high-durability carbon-rubber outsole



CASSIS DARK SLATE FOSSIL SADDLE



WOMEN'S LEATHER MOC



LIGHT, EASY ALL-DAY COMFORT

The simple solution to being on your feet all day. Supple, full-grain leather upper. Non-marking rubber outsole. Ultra-comfortable footbed with impact cushioning, stabilizing heel cup, and excellent forefoot support. 7 oz. | 210 grams

US \$100 / CAN \$120

INSOFIT PRO

Ergonomic polyurethane footbed with memory foam, stabilizing heel cup, and superior forefoot support.



OAK

SADDLE

DARK LODEN

DARK SMOKE

BEET

CASSIS



SNOWFOIL BOOT



THE HIGH PERFORMANCE SIDE OF COMFORT

Built for winter commutes and snowshoe-trail exploring. Waterproof rubber base; leather upper with waterproof/breathable membrane lining and DWR outer finish to shed moisture. Exclusive insulation protects against frostbite.

\$120 US / \$140 CAN

THERMAFILL²⁰⁰

Insulation keeps feet warm

WEATHEREDGE

Exclusive 5K/5K waterproof/breathable membrane

STORMREPEL

Weather-shedding finish preserves leather



CHROME/
METAL BLUE

DRIFTWOOD/
WINEBERRY



SOLSTICE BOOT

ULTIMATE WARMTH. ULTIMATE PERFORMANCE

The simple solution to being on your feet all day. Supple, full-grain leather upper. Non-marking rubber outsole. Ultra-comfortable footbed with impact cushioning, stabilizing heel cup, and excellent forefoot support. 7 oz. | 210 grams
\$180 US / \$200 CAN

MIDLITE
Premium, ultralight EVA midsole

MULTIPITCH PRO
Exclusive outsole of Vibram® XS Trek rubber

THERMAFILL™ 200
Insulation keeps feet warm

STORMREPEL™
Weather-shedding finish preserves leather



DRIFTWOOD



MICROTHERM™ BOOT

MICRO-CHANNEL DESIGN FOR SUPERIOR WARMTH

Based on our innovative MicroTherm™ outerwear construction for maximum thermal efficiency and low profile. Exclusive insulation protects against frostbite. Cushioned footbed and sure-grip outsole assure all-day comfort.
\$130 US / \$150 CAN

INSOFIT PRO
Ergonomic polyurethane footbed with memory foam, stabilizing heel cup, and superior forefoot support.

MIDLITE
Premium, ultralight EVA midsole

MULTIPITCH PRO
Exclusive outsole of Vibram® XS Trek rubber

THERMAFILL™ 200
Insulation keeps feet warm

STORMREPEL™
Weather-shedding finish preserves leather



BLACK

EGGPLANT





MICROTHERM® SLIPPER



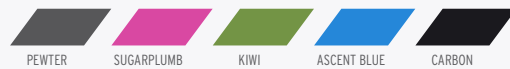
MICRO-CHANNEL DESIGN FOR SUPERIOR WARMTH

Applying the heat-conserving MicroTherm construction of our award-winning outerwear to a traditional scuff-type slipper. Soft. Lightweight. Warm. The perfect respite after a day on the mountain or at the office.

\$50 US / \$60 CAN

THERMAFILL.

200
Insulation keeps feet warm



PEWTER

SUGARPLUMB

KIWI

ASCENT BLUE

CARBON



LIVE YOUR
ADVENTURE