






Run Map

-  **RUN**
SUPER SPRINT = 2 MI
SPRINT = 3 MI
-  **MILE MARKERS**
SUPER SPRINT
2 MI (2 LOOPS)
-  **SPRINT DISTANCE**
3 MI (3 LOOPS)
-  **WATER STATION**
-  **PORTA POTTY**



For more information, visit raceelpaso.com

ELEVATION PROFILE (PER LOOP)

