

CITIZENS POST

NOTHING ABOUT US WITHOUT US

Become a Citizen Reporter – step by step!

We are calling for people to become Citizen Reporters!

We will pitch your content from Citizen Reporters to media and partners, and we will feature it in the [Citizens Post](#). This is our own news platform, which shows how citizens are holding their leaders accountable for their promises to women's, children's and adolescent's health.



Citizen Reporters from around the world will be reporting on women's and children's health in their own countries and covering National Citizen Hearings.

We would be delighted if you could share this information with your networks so that more citizens can be involved in this work.

Citizens do have an immense role to play in turning government promises into reality. All of us have a right to be engaged in decisions being made by our leaders, and we know that if we track commitments faster progress is made.

So let's make sure world leaders know that their citizens are well informed and that we are demanding a role in decision making.

1. **PLAN** – Things to think about:

EVENTS

- How you will cover the Citizen Hearing and add visuals to your story – will you be taking photographs or recording it?
- Will you be interviewing any of the participants, asking politicians questions and/or attending with a network or group?
- Plan your questions to make sure you get great quotes and statements from the event.

INTERVIEWS

- What particular angle will you be taking in your story?
- Who are the decision makers in your community and what involvement have they previously had with the issue you want to talk to them about?
 - Researching well will mean you're more likely to get the time to talk with a

politician

- You may have to contact the person's office or assistant to arrange an appointment or if they are short on time, email them questions to answer.
- Make sure you have planned your questions carefully before the meeting and ask to take pictures for your report
- NB, remember that politicians need to look good in order to be re-elected, so give them the chance to say what they have done, but do politely challenge and don't let them get away with claiming what they have not done!

THANKS

- Make sure you thank everyone who participated in your report for their time, you can tweet politicians a thank you – and so they know to look out for your story.

2. CONTACT

- Contact local partners in your country holding the Citizens Hearing to let them know you want to attend and report on the event, they may be able to assist you or get you closer to the action! [Check the map of Citizen Hearings taking place around the world.](#)

RESOURCES

- There are Citizen Reporter resources included at the end of this guide – for you to print and use to help with your report, from Press Passes, Citizens Post logos to microphone branding!

3. SHARE your Citizens Report with the world!

- Share your report through the tab on citizens-post.org
- If already published elsewhere, send a link to your article that you would like featured on the Citizens Post website
- Do you have any media contacts you can approach to publish your article or are any local news outlets covering your issue who might be interested in your story?
- Let the people you spoke to or interviewed know about the global activities of Citizen Reporters by sharing the Citizens Post with them
- Have a look at the Citizens Post to see what other Citizen Reporters are doing

SOCIAL MEDIA

- Pictures are a great way to share your message and will enhance your article. They can also be shared quickly and easily with a global audience on social media using the Citizen Reporter hashtags #CitizensPost #Commit2Deliver on Facebook, Twitter and Instagram

KEY QUESTIONS

TO CITIZENS INVOLVED IN THE CITIZEN HEARING:

WHAT WOULD YOU LIKE THE OUTCOME OF THE CITIZENS HEARING TO BE?
WHAT WAS THE RECOMMENDATION MADE AT THE CITIZENS HEARING?

WHY DO YOU THINK IT IS IMPORTANT THAT CITIZENS LET GOVERNMENT KNOW WHAT THE
PRIORITIES ARE FOR WOMEN'S, CHILDREN'S AND ADOLESCENT'S HEALTH?

HOW ARE CITIZENS HOLDING THEIR GOVERNMENT TO ACCOUNT IN THIS COUNTRY?

HOW CAN THE GOVERNMENT BE MORE ACCOUNTABLE TO CITIZENS?

IF YOU WERE PRESIDENT/PRIME MINISTER, WHAT WOULD YOU DO TO MAKE SURE THE
GOVERNMENT KEPT ITS PROMISES TO WOMEN, CHILDREN & ADOLESCENTS?

TO POLITICIANS AT THE CITIZEN HEARING:

WHAT IS THE IMPACT OF HAVING CITIZENS ENGAGED IN TRACKING GOVERNMENT
COMMITMENTS?

HOW CAN THE GOVERNMENT IMPROVE TRANSPARENCY?

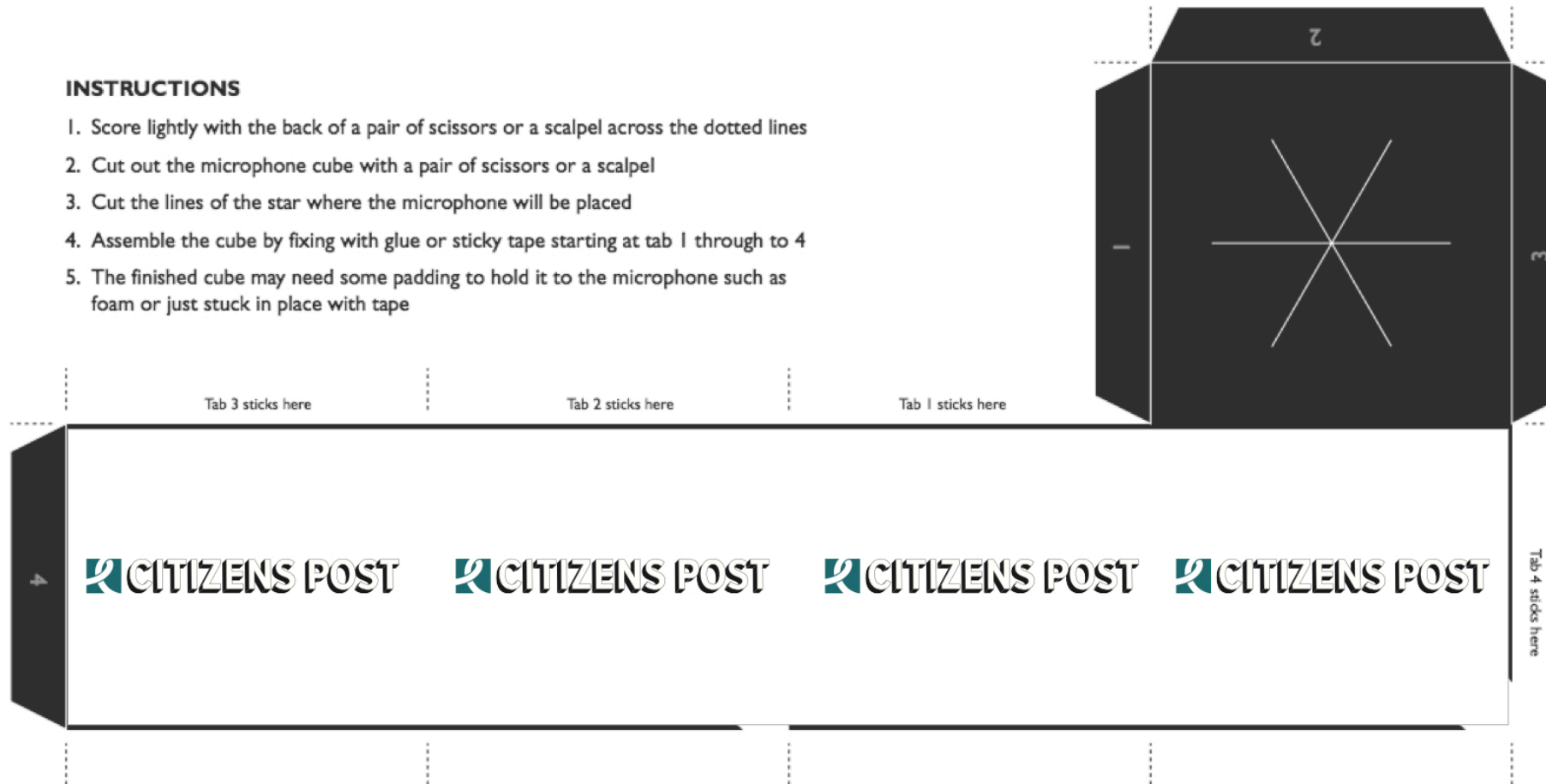
WHAT IS YOUR RECOMMENDATION FOR IMPROVED DELIVERY OF COMMITMENTS MOVING
FORWARD?

ARE YOU COMMITTED TO ENGAGING CITIZENS MORE IN DECISION MAKING AND
ACCOUNTABILITY?


MICROPHONE CUBE

INSTRUCTIONS

1. Score lightly with the back of a pair of scissors or a scalpel across the dotted lines
2. Cut out the microphone cube with a pair of scissors or a scalpel
3. Cut the lines of the star where the microphone will be placed
4. Assemble the cube by fixing with glue or sticky tape starting at tab 1 through to 4
5. The finished cube may need some padding to hold it to the microphone such as foam or just stuck in place with tape



PRESS CITIZENS POST




CITIZEN REPORTER

Name: _____

Organisation: _____

Expires: _____

PRESS CITIZENS POST



CITIZEN REPORTER

Name: _____

Organisation: _____

Expires: _____

Permission to Use Photography

Subject: _____

Location: _____

I grant to _____ the right to take photographs or film photography of me and my property in connection with the above-identified subject.

I authorize _____, its assigns and transferees to copyright, use and publish the same in print and/or electronically. I agree that _____ may use such photographs of me with or without my name and for any lawful purpose, including for example such purposes as publicity, illustration, advertising, and Web content.

I have read and understand the above:

Signature _____

Printed name _____

Organization Name (if applicable) _____

Address _____

Date _____

Signature, parent or guardian _____
(if under age 18)