

Direct to Garment Checklist

This is a basic checklist which helps us print Direct to Garment (DTG) using the latest *Brother GT3* printer.

Digital printing provides great quality results but please note, colour differences may occur between screen images and the final printed garment.

1. Choose your garment - Including your choice of colour.

2. Prepare your artwork

All designs must be submitted in print-ready format:
300dpi resolution or higher (at full scale/at size) is preferred. Visual pixelation may occur if artwork is lower than this resolution.

Please note that prints cannot be larger than 40 x 36cm size. Refer to product template for optimal and maximum printing areas.

Convert all fonts or text to outlines.

Save as TIFF files.
No vectors.
Rasterize and export to TIFF or a PSD.

Artwork MUST have background saved as transparent.
Learn more:
www.youtube.com/watch?v=jlh30Ukv2l

All white colouring must be saved as #254

Artwork must be save to actual size.

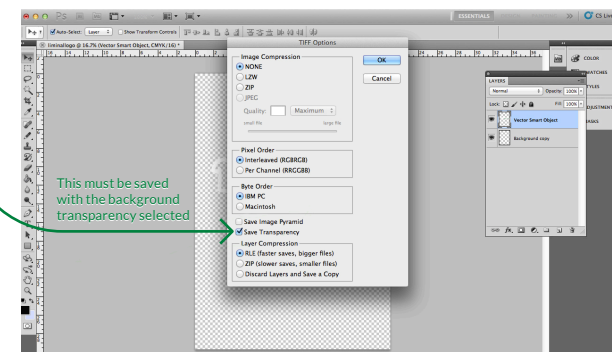
Additional artwork charged at \$80+gst per hour.

3. Provide specifications

Please specify the size of the print and where it is to go (chest/back/pocket).

4. Send Artwork

Send files via email or link via Dropbox.



Direct to Garment Pricelist

These are the prices for
Direct to Garment printing
on Liminal products.
**All prices are exclusive
of GST.**

First Print Run	1 to 3	4 to 10	11 to 20	21 to 50	50+
White Garment	\$21.74	\$10.43	\$8.70	\$7.39	\$6.52
Coloured Garment	\$21.74	\$12.17	\$11.74	\$10.87	\$10.00
Second Print Run	1 to 3	4 to 10	11 to 20	21 to 50	50+
White Garment	\$21.74	\$6.96	\$6.09	\$5.65	\$5.22
Coloured Garment	\$21.74	\$8.70	\$8.26	\$7.83	\$6.96

WEAR A
LITTLE BIT
DIFFERENT



liminalapparel

liminal.org.au
sales@liminal.org.au

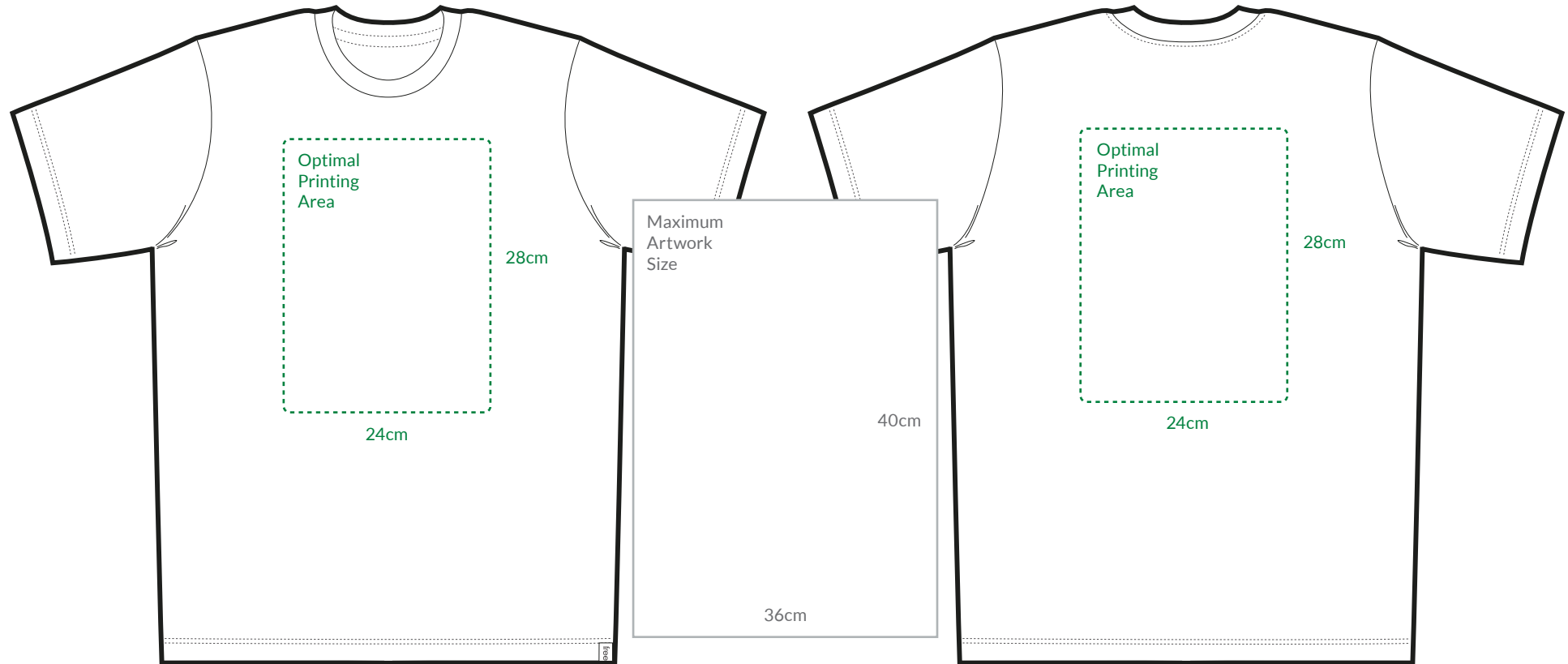
liminal.org.nz
sales@liminal.org.nz

Unisex 1/4 Sleeve

Unisex, Female, Kids and various other templates **do not relate in scale** to each other.

Optimal Printing Area refers to the area of the garment that is best for printing on.

Maximum Artwork Size refers to the maximum size that artwork can be. (This size will vary slightly depending on the size of the garment being printed on.)



Garment Colour Options



Black



White



Grey



Navy



Red



Pink

Artwork Template
Unisex 1/4 Sleeve



liminalapparel

liminal.org.au
sales@liminal.org.au

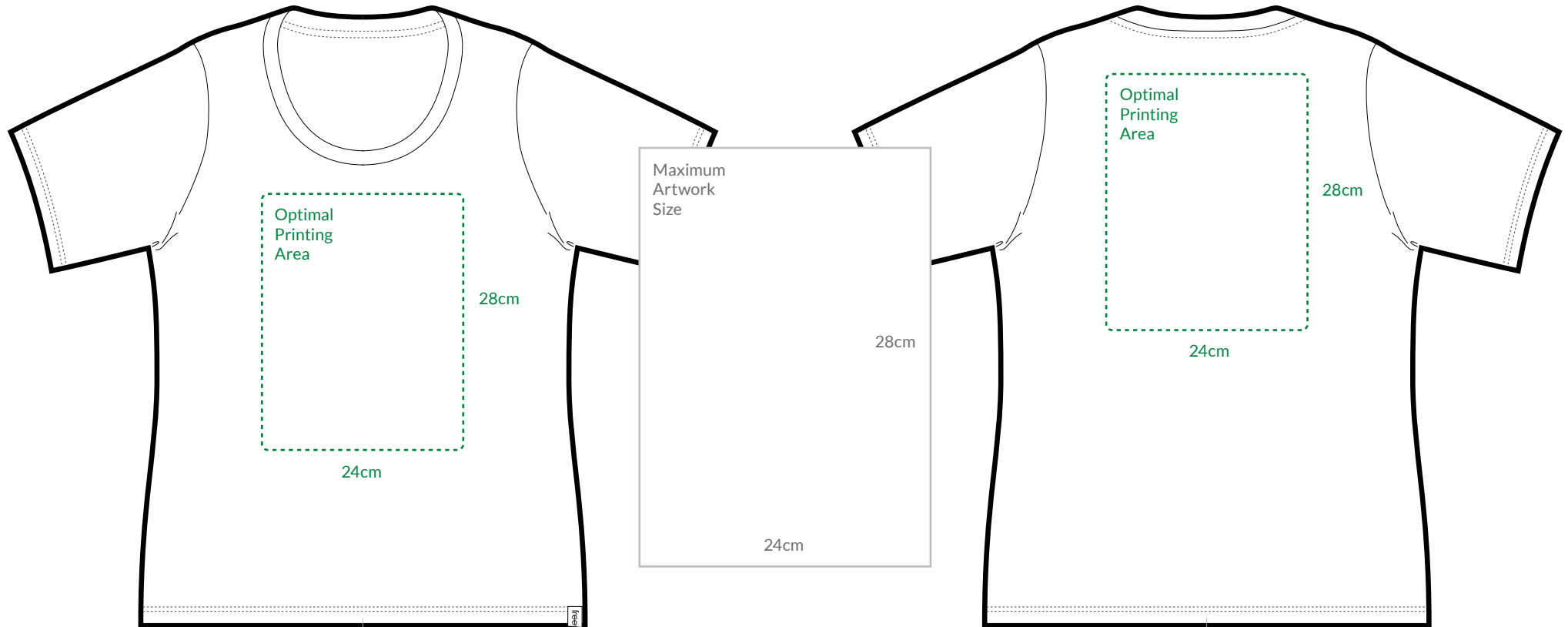
liminal.org.nz
sales@liminal.org.nz

Female 1/4 Sleeve

Unisex, Female, Kids and various other templates **do not relate in scale** to each other.

Optimal Printing Area refers to the area of the garment that is best for printing on.

Maximum Artwork Size refers to the maximum size that artwork can be. (This size will vary slightly depending on the size of the garment being printed on.)



Garment Colour Options



Black



White



Grey



Navy



Red



Pink

Artwork Template
Female 1/4 Sleeve



liminalapparel

liminal.org.au
sales@liminal.org.au

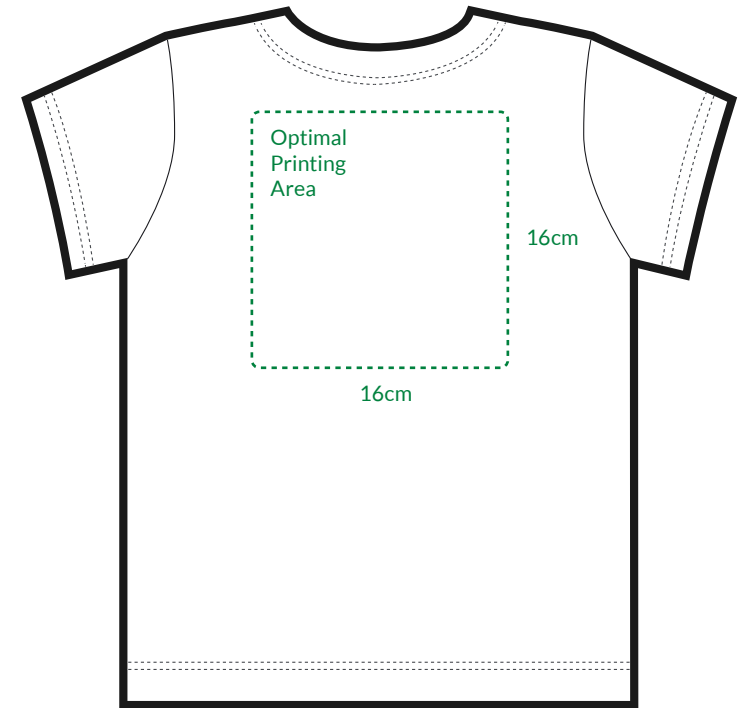
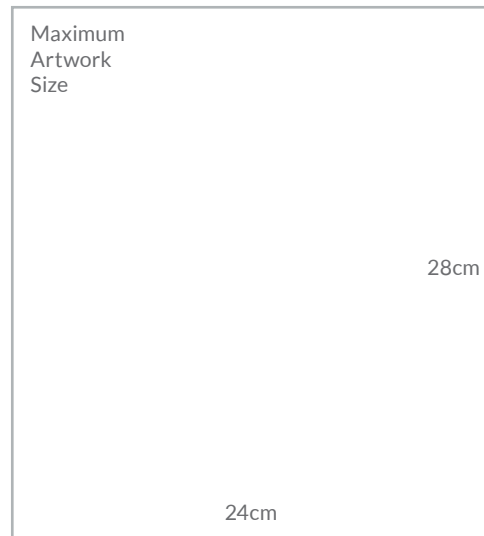
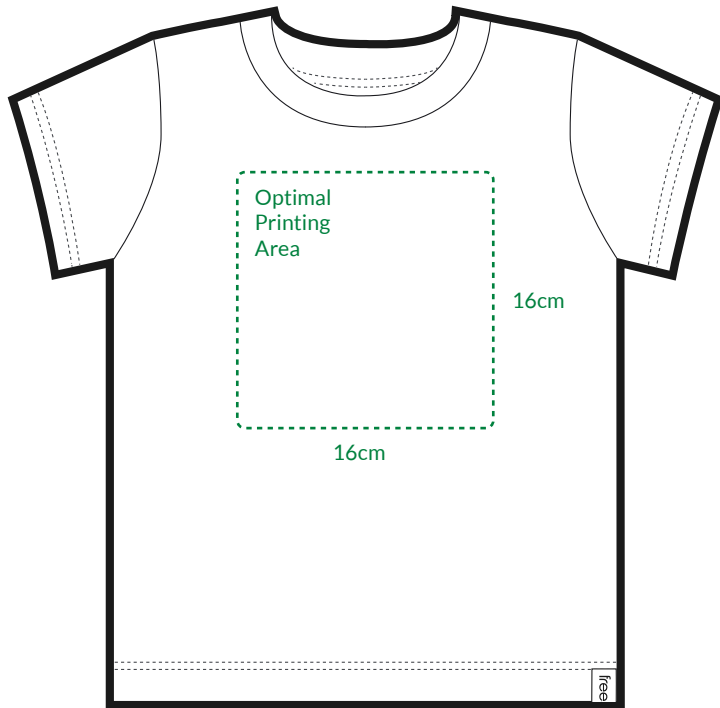
liminal.org.nz
sales@liminal.org.nz

Kid's 1/4 Sleeve

Unisex, Female, Kids and various other templates **do not relate in scale** to each other.

Optimal Printing Area refers to the area of the garment that is best for printing on.

Maximum Artwork Size refers to the maximum size that artwork can be. (This size will vary slightly depending on the size of the garment being printed on.)



Garment Colour Options



Black



White



Grey



Navy



Red



Pink

Artwork Template
Kid's 1/4 Sleeve



liminalapparel

liminal.org.au
sales@liminal.org.au

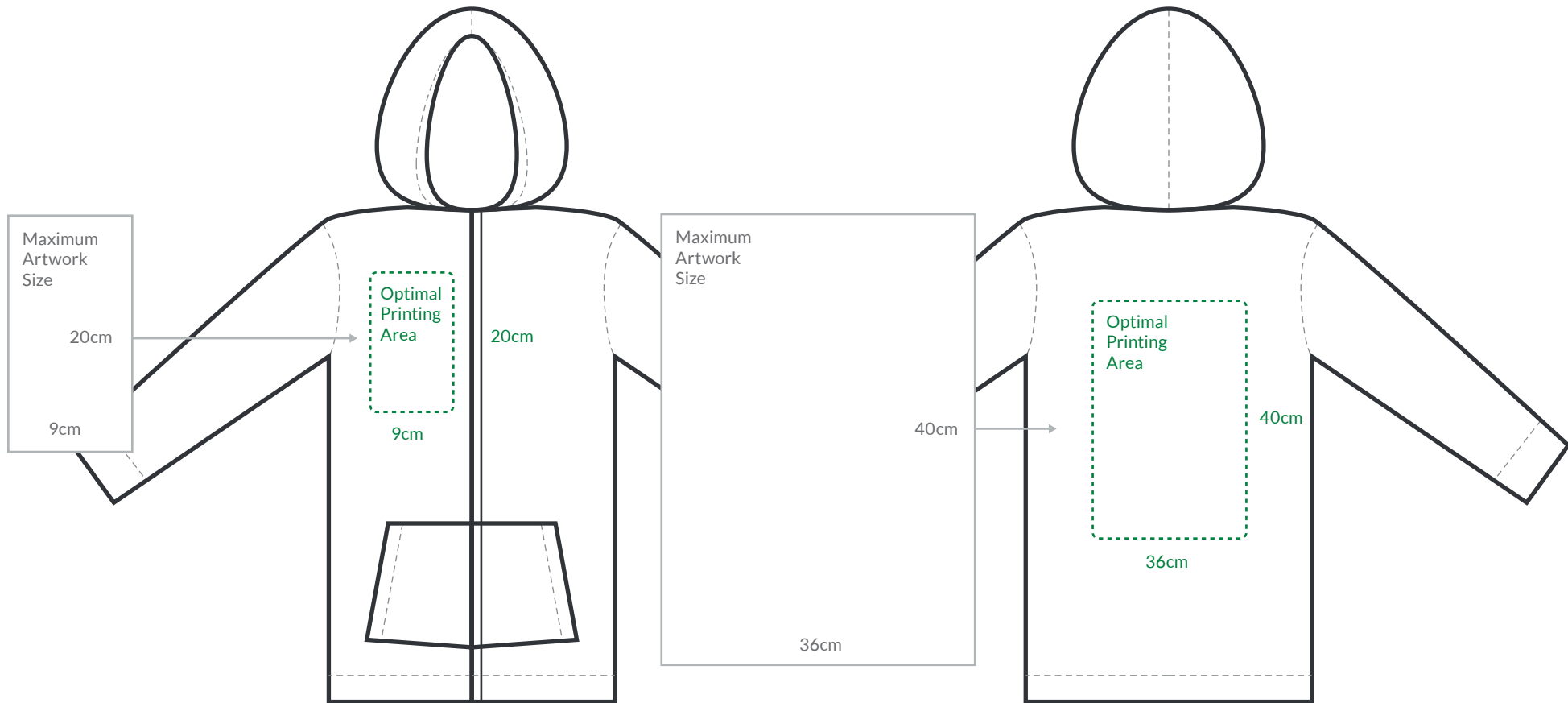
liminal.org.nz
sales@liminal.org.nz

Unisex Hoodie

Unisex, Female, Kids and various other templates **do not relate in scale** to each other.

Optimal Printing Area refers to the area of the garment that is best for printing on.

Maximum Artwork Size refers to the maximum size that artwork can be. (This size will vary slightly depending on the size of the garment being printed on.)



Garment Colour Options



Black only

Artwork Template
Unisex Hoodie



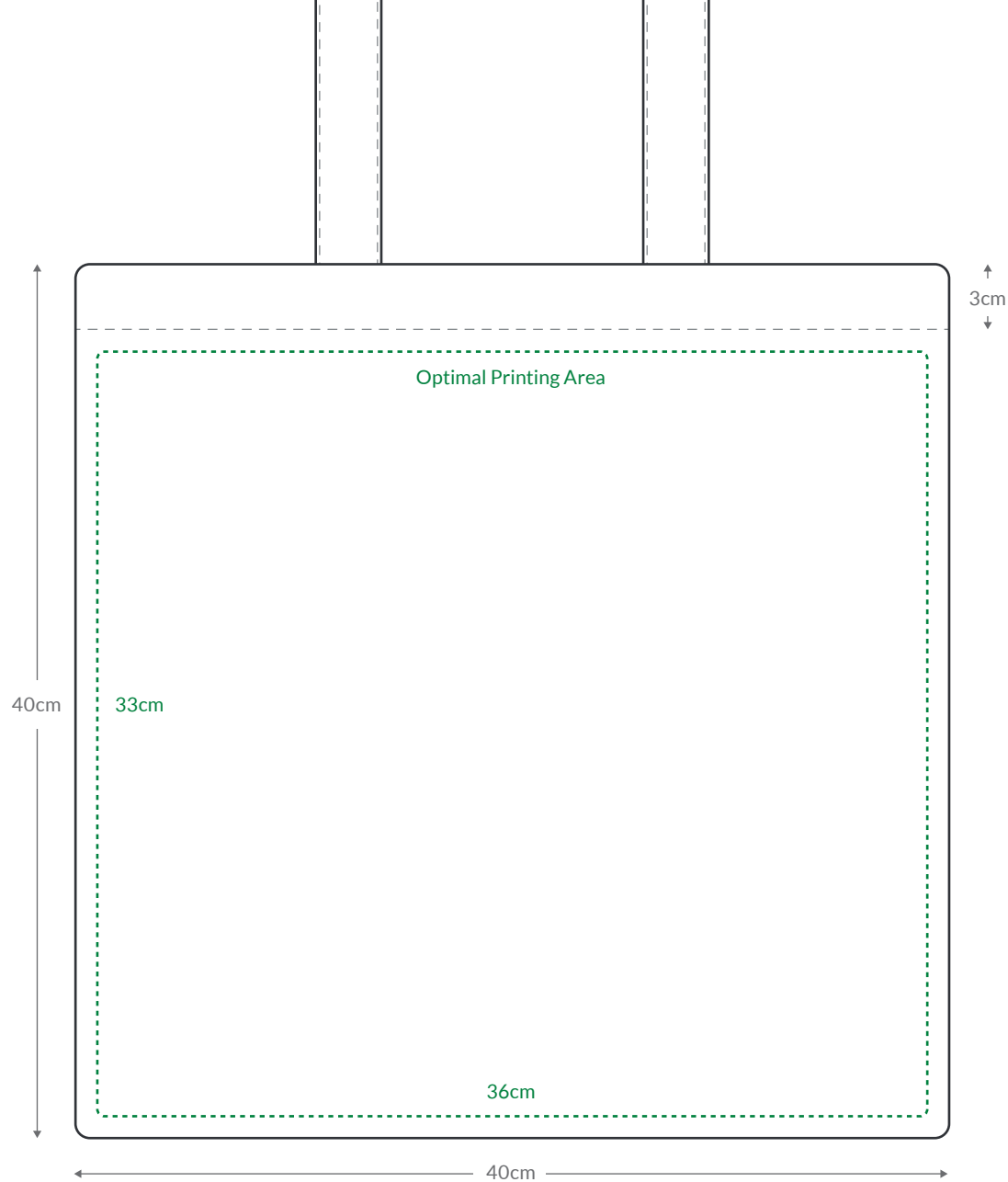
liminalapparel

liminal.org.au
sales@liminal.org.au

liminal.org.nz
sales@liminal.org.nz

Everyday Tote Bag

Optimal Printing Area refers to the area that is best for printing on and is indicated by the green line. Keep important text and graphics within this area.

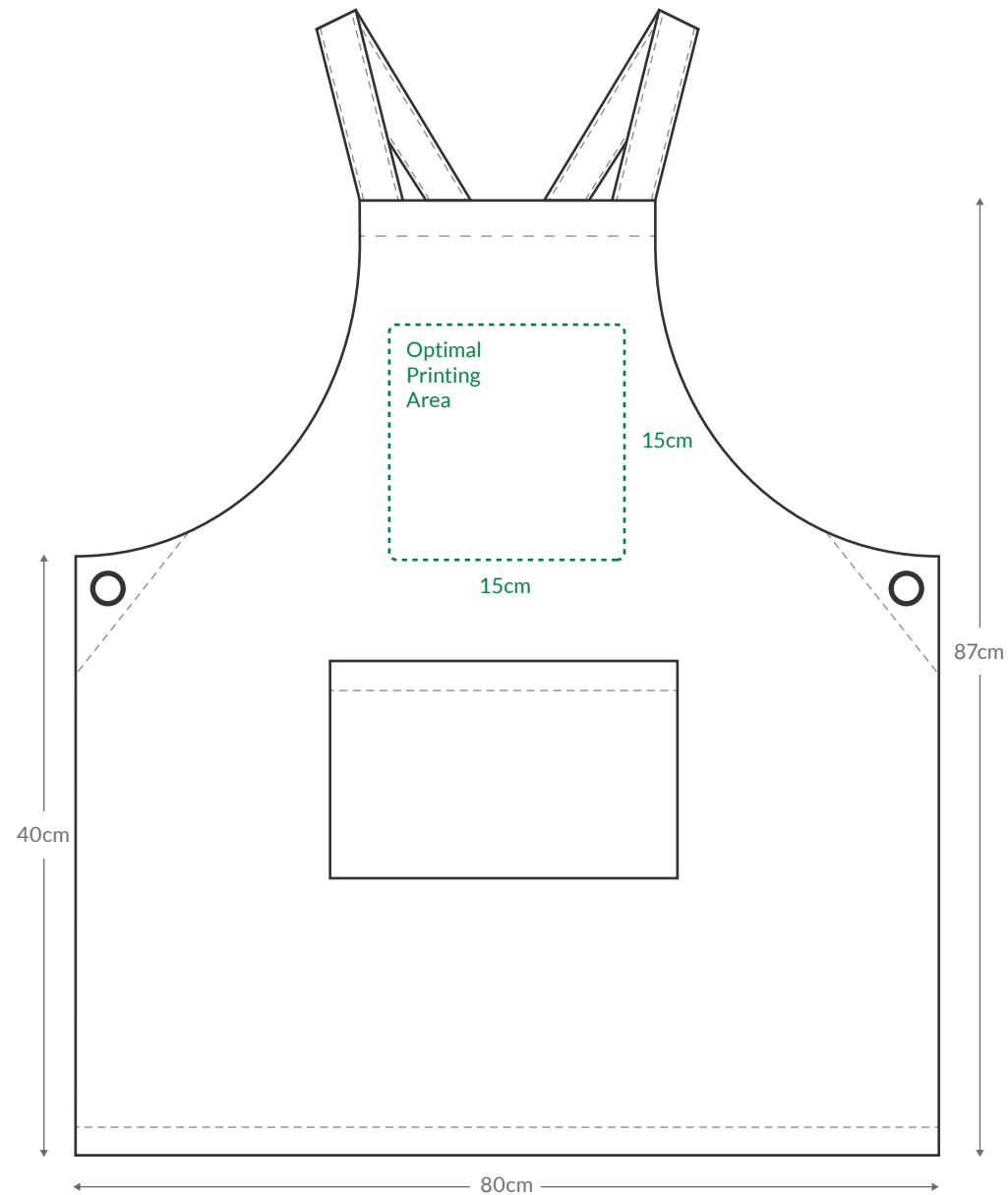


Garment Colour Options



Apron

Optimal Printing Area refers to the area that is best for printing on and is indicated by the purple line. Keep important text and graphics within this area.

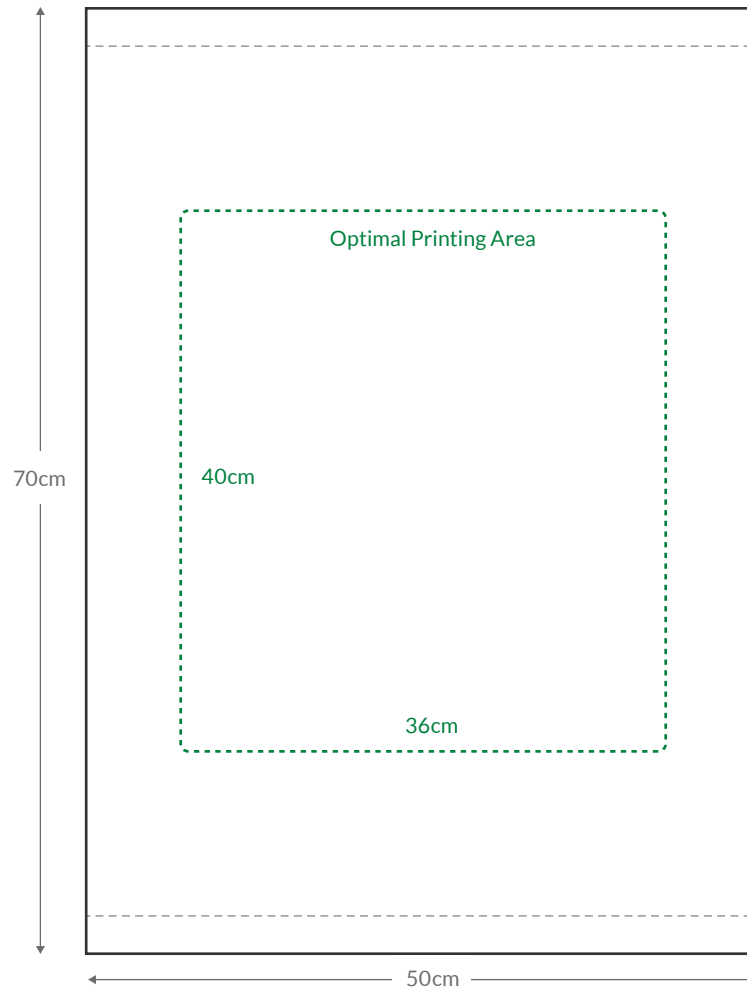


Garment Colour Options

-  Black
-  Light Grey
-  Navy
-  Burgundy

Natural Tea Towel

Optimal Printing Area refers to the area that is best for printing on and is indicated by the purple line. Keep important text and graphics within this area.



Garment Colour Options

