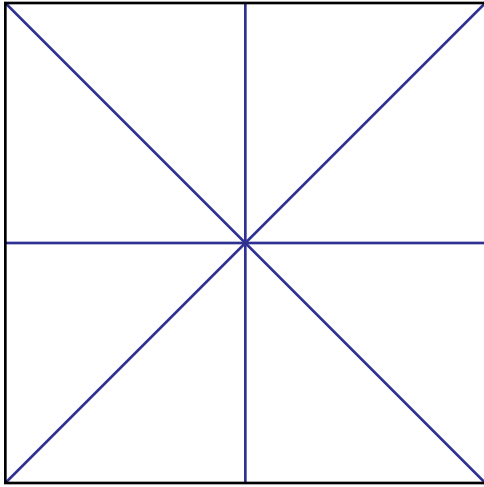
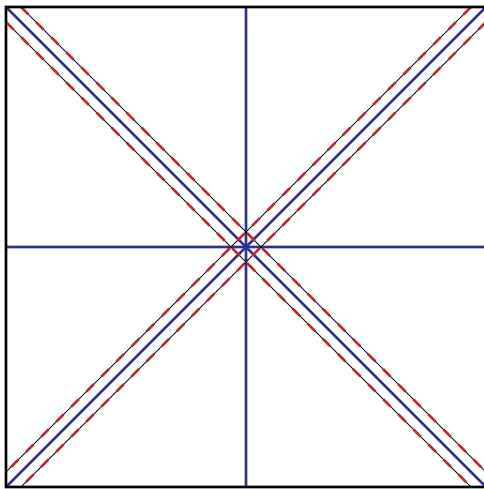


# 8-HST Method



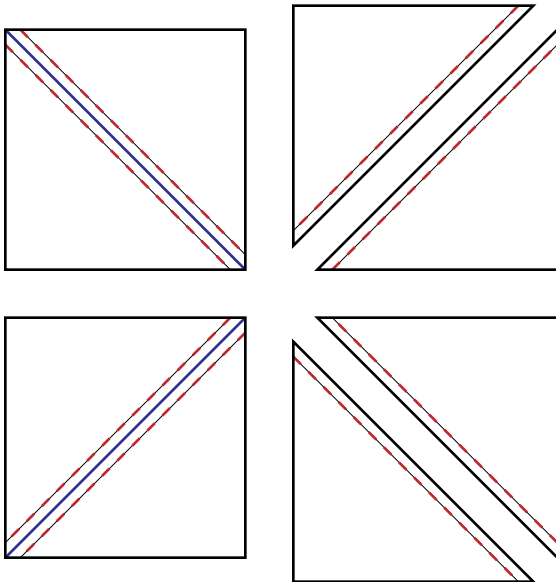
1. On wrong side of one square, draw (2) diagonal lines.

2. Draw a vertical line and horizontal line halfway through block, crossing through the center of the x.



3. Sew 1/4" on each side of the diagonal lines.

— marked lines  
— stitching

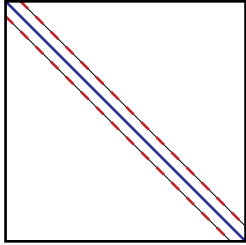


4. Cut on the horizontal and vertical lines.

5. Cut on the diagonal lines.

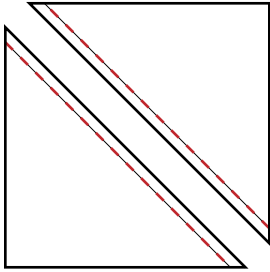
6. Press.

# 2-HIT Method



1. On wrong side of one square, draw (1) diagonal line.

2. Sew 1/4" on each side of the diagonal line.



3. Cut on the diagonal lines.

4. Press.