

# Create Confident and Engaged Readers and Writers with LEGO® Education StoryStarter





# Facilitator Introduction

Mary Prather

Homegrown  
Learners 



[www.homegrownlearners.com](http://www.homegrownlearners.com)

LEGO® Education fits all ages of  
homeschool children.

Preschool - High School





# Whatever Your Homeschool Method...



# StoryStarter Can Work For YOU!

StoryStarter is designed to develop skills in speaking and listening, reading, language, writing, and areas of technology and digital learning. It can be used in a single home, co-op, or club setting.



# Overview



- Speak with confidence in a range of contexts
- Learn to create, sequence, and retell (narrate) stories
- Enhance speaking listening, and reading comprehension skills
- Develop writing skills
- Analyze stories characters and plots
- Identify and understand genres
- Naturally integrate digital learning

# StoryStarter Core Set

- 1,144 elements delivered in a **sturdy storage box**
  - Assorted characters, animals, accessories, iconic elements and basic bricks. All elements x5.
  - 5 building plates for creating story structures
  - 1 building plate to build the spinner
- 2 spinner cards (Category, Setting, Time & Mood)
- 2 sorting trays
- **Sticker sheet for easy organization**
  - Characters, Props, Setting, Details, Scenes





# StoryStarter Curriculum Pack

Comprehensive material for the homeschool teacher including:

- Curriculum Grid
- Rubric Sample
- Description and Guide to StoryVisualizer Software and App
- 24 differentiated Lesson Ideas
- Tips & Tricks
- FAQ



# Curriculum At a Glance:

## All 24 activities containing

- Speaking and Listening
- Reading for Literature
- Reading for Informational Text
- Language
- Writing

## The curriculum pack contains four types of activities:

- Getting Started
- Day-to-day Storytelling
- Building and Telling Stories
- Analyzing and Retelling Stories



The curriculum grid below shows how all of the activities are linked to common core standards in English Language Arts.

Activity Title	Type of Activity	Grade 1	Grade 2	Grade 3	Grade 4	Grade 5	Grade 6	Grade 7	Grade 8	Grade 9	Grade 10	Grade 11	Grade 12
Getting Started	Getting Started	✓	✓	✓	✓	✓	✓	✓	✓	✓	✓	✓	✓
Day-to-day Storytelling	Day-to-day Storytelling	✓	✓	✓	✓	✓	✓	✓	✓	✓	✓	✓	✓
Building and Telling Stories	Building and Telling Stories	✓	✓	✓	✓	✓	✓	✓	✓	✓	✓	✓	✓
Analyzing and Retelling Stories	Analyzing and Retelling Stories	✓	✓	✓	✓	✓	✓	✓	✓	✓	✓	✓	✓
Getting Started	Getting Started	✓	✓	✓	✓	✓	✓	✓	✓	✓	✓	✓	✓
Day-to-day Storytelling	Day-to-day Storytelling	✓	✓	✓	✓	✓	✓	✓	✓	✓	✓	✓	✓
Building and Telling Stories	Building and Telling Stories	✓	✓	✓	✓	✓	✓	✓	✓	✓	✓	✓	✓
Analyzing and Retelling Stories	Analyzing and Retelling Stories	✓	✓	✓	✓	✓	✓	✓	✓	✓	✓	✓	✓
Getting Started	Getting Started	✓	✓	✓	✓	✓	✓	✓	✓	✓	✓	✓	✓
Day-to-day Storytelling	Day-to-day Storytelling	✓	✓	✓	✓	✓	✓	✓	✓	✓	✓	✓	✓
Building and Telling Stories	Building and Telling Stories	✓	✓	✓	✓	✓	✓	✓	✓	✓	✓	✓	✓
Analyzing and Retelling Stories	Analyzing and Retelling Stories	✓	✓	✓	✓	✓	✓	✓	✓	✓	✓	✓	✓
Getting Started	Getting Started	✓	✓	✓	✓	✓	✓	✓	✓	✓	✓	✓	✓
Day-to-day Storytelling	Day-to-day Storytelling	✓	✓	✓	✓	✓	✓	✓	✓	✓	✓	✓	✓
Building and Telling Stories	Building and Telling Stories	✓	✓	✓	✓	✓	✓	✓	✓	✓	✓	✓	✓
Analyzing and Retelling Stories	Analyzing and Retelling Stories	✓	✓	✓	✓	✓	✓	✓	✓	✓	✓	✓	✓



**LEGO education**

### Come on Campfire

**Learning objectives**

Students will be able to:

- Identify the main idea and supporting details of a text.
- Analyze how an author uses words and phrases to convey meaning and tone.
- Analyze how an author uses words and phrases to convey meaning and tone.
- Analyze how an author uses words and phrases to convey meaning and tone.

**Getting the story**

Read the story and think about the main idea and supporting details. Write down the main idea and supporting details.

**Building the story**

Use the LEGO bricks to build a story that matches the main idea and supporting details.

**Reflecting**

How do you think the author felt about the story? Write down your thoughts.

**LEGO education**

# StoryVisualizer Software

Downloadable software compatible  
with PC and Mac,  
along with iOS and Android app.

## Benefits of the StoryVisualizer software:

- Provides visual representation of knowledge
- Encourages students with low interest in writing
- Develops creative and higher level thought processes
- Enriches reading, writing and thinking skills
- Helps organization through storytelling and storyboarding

# Examples from the Software

## Comics

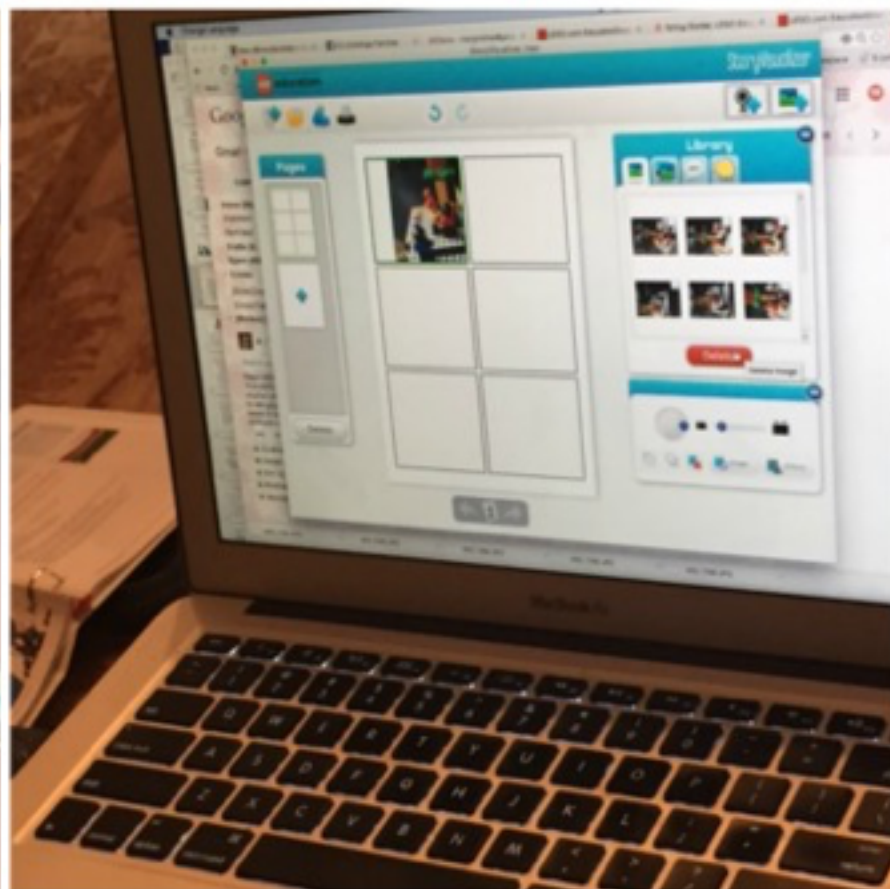



## News



## Fairy Tales





# Comic Example

(Super Stadium:  
Day to Day  
Storytelling)



# Let's Tell a Story!



***Build a story that has three sequences:***

***Beginning – Middle – End***

The story should include:

- Something funny
- A cat named Ryder who is afraid of a spider
- A river that has to be crossed
- A moral

# More Examples





## Poetry Analysis:

- Components of a poem
- Introduction to rhyming, alliteration, or figurative language



# The Lion, The Witch, and the Wardrobe



# Treasure Island




# In Summary...



Use the curriculum and follow the scripted lessons

AND/OR

Make your own adaptations and follow your child's lead



The Sky is the Limit!

# A parent, some homeschool students, and a new way of learning...what's the story?

How do you see yourself using StoryStarter in your homeschool?



For detailed reviews &  
LEGO freebies visit:



[www.homegrownlearners.com](http://www.homegrownlearners.com)

(click "LEGO" in the menu)