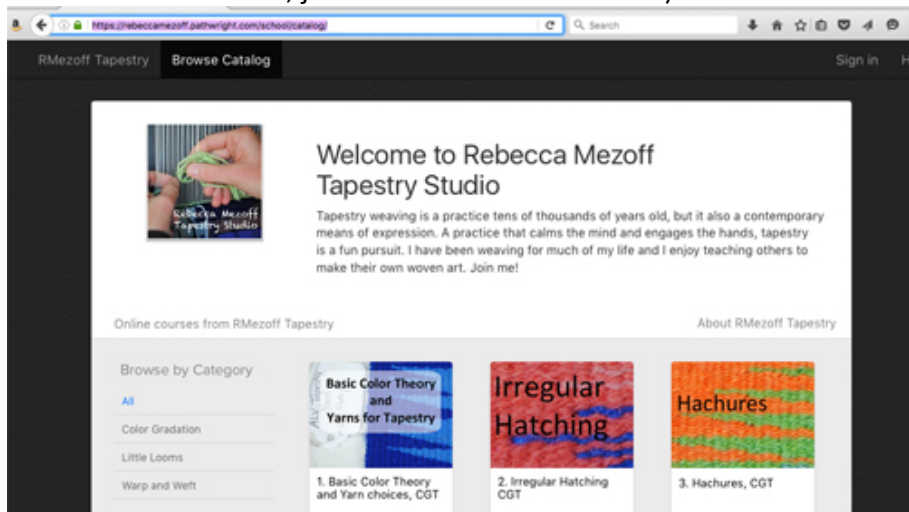


Registration instructions

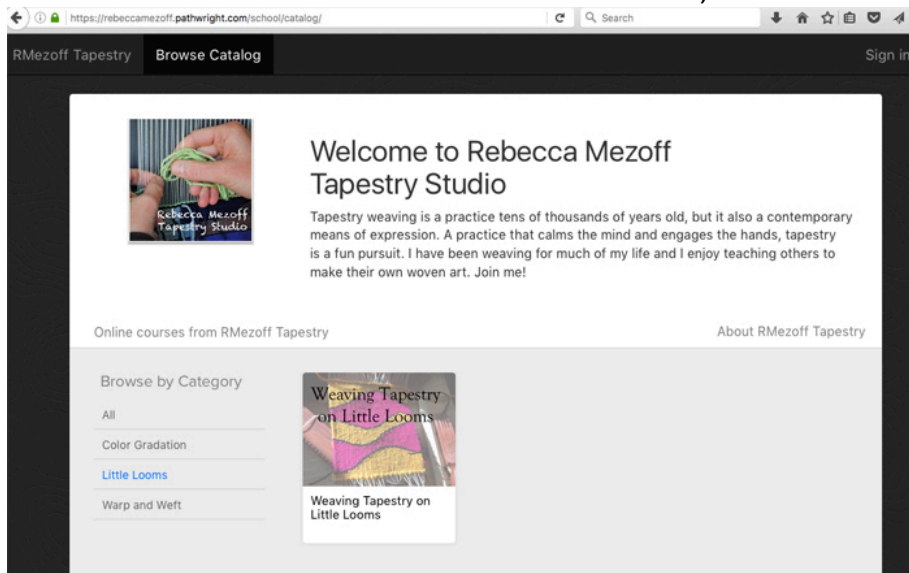
Occasionally people have difficulty registering for some reason. Here are a series of screen shots of what you should see when registering for one of my online courses through Pathwright. Please contact me at hello@rebeccamezoff.com if these steps are not working.

The registration links from my website should have taken you to my catalog page here: <https://rebeccamezoff.pathwright.com/school/catalog/>

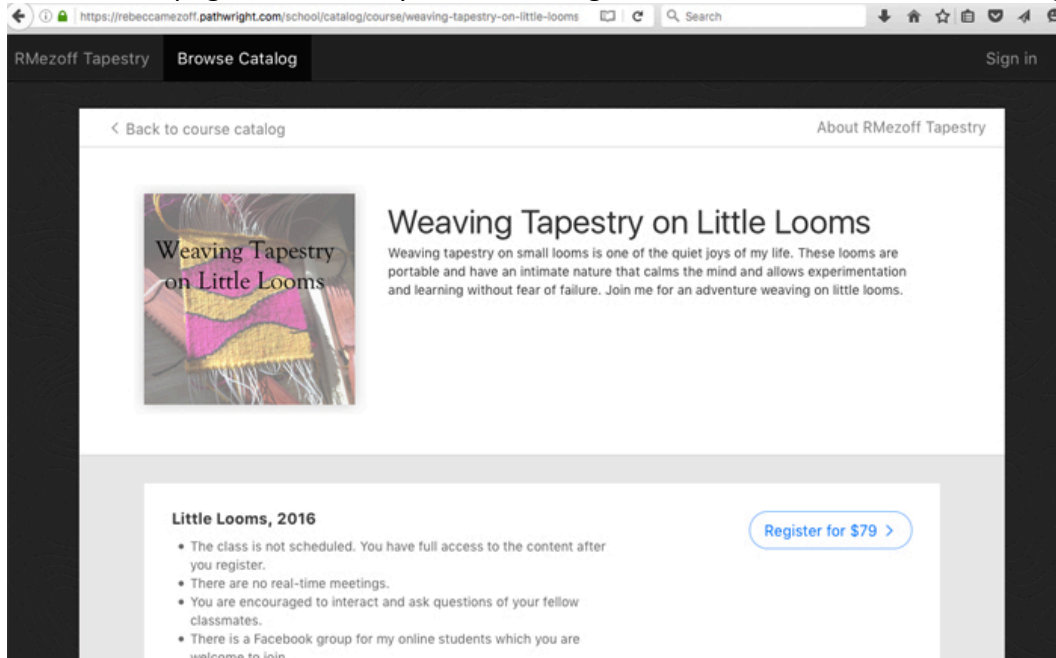
You should see this (note: the look of the school is changing in November of 2016, so if this looks a little different, just know that it is cosmetic).



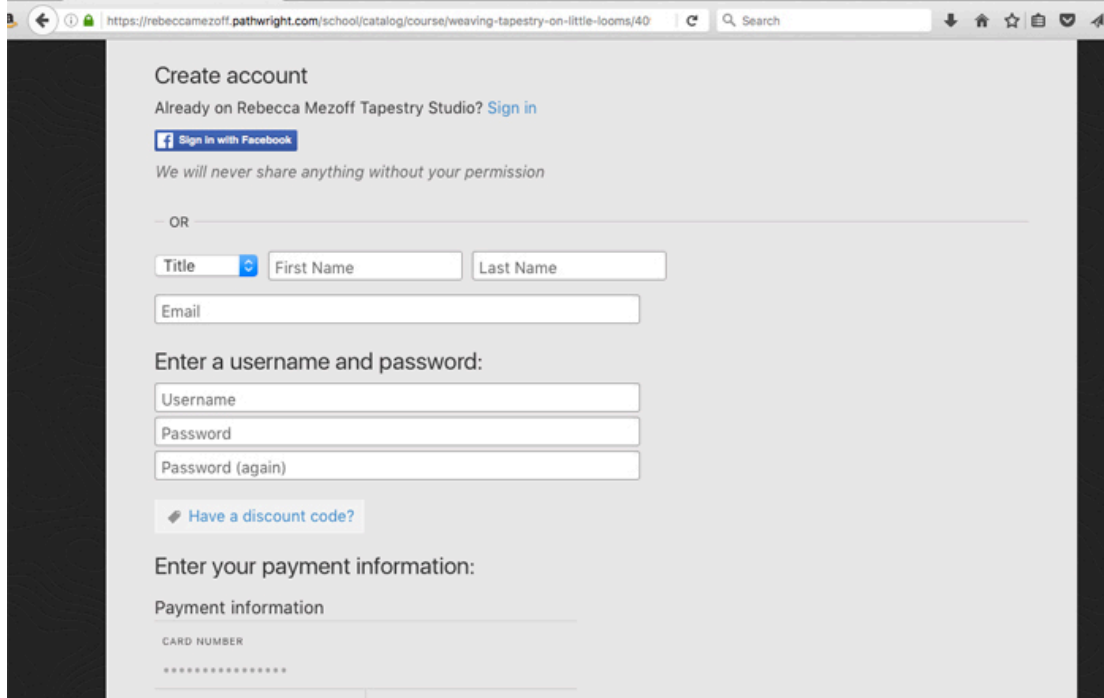
Navigate to the class that you want to register for. There are shortcut links on the left that will help narrow it down (seen on the left side of the screen shot directly above). For example, if I clicked on the "Little Looms" text in the screen above, I would see this screen below.



Once on the page of the class you want to register for, click the blue bubble, “Register for \$X”).



You'll be taken to a page with registration information that looks like the below screen shot.



The bottom of the screen looks like this

Enter a username and password:

Username
Password
Password (again)

[Have a discount code?](#)

Enter your payment information:

Payment information

CARD NUMBER

EXPIRES [] [] CARD CODE (CVC)
(CVC)...

By clicking the register button below you agree to the [Terms of Service](#) and [Privacy Policy](#).

[Register Now -](#)

Questions? Get help. Powered by Pathwright

The username and password trips some people up. If you are trying to use something very common for a username, it is likely that it is taken. For example, if you just put “David” in as a username, you won’t be able to register. Your username can’t have spaces in it. As you type something in that box, it will stay outlined in red until a username that is acceptable to the program is entered at which point you’ll see a green checkmark to the right like this:

Create account

Already on Rebecca Mezoff Tapestry Studio? [Sign in](#)

[Sign in with Facebook](#)

We will never share anything without your permission

OR

Title [] First Name [] Last Name []

sallyweaver@hotmail.com ✓

Enter a username and password:

SallyWeaver ✓

Password []

Password (again) []

[Have a discount code?](#)

I suggest using your email or your full name without spaces as a username. Whatever you use **WRITE IT DOWN!** Make it something you can remember and use repeatedly.

4 | LITTLE LOOMS

Enter your credit card information, expiration date, and don't forget the CVC code. Then click the blue "Register Now" button.

Hopefully you're in. If you have done all of this and you can't get in, please make a note of any error message and email me at hello@rebeccamezoff.com. I have no ability to manipulate the Pathwright platform at all, but I may be able to give you some hints or get you into the class in another way.

One last thing: if you have been trying to get in for awhile, please close the Pathwright window you're using and open a new one. Things stop working right if the window has been open for awhile. If you don't restart your computer often, please give it a reboot before trying again. The problem may be magically fixed.