

The background of the advertisement is a solid black color. It features three overlapping, glowing yellow rectangular shapes with grey borders, arranged in a triangular pattern. The top-left shape is partially cut off by the top edge. The middle-left shape is a full rectangle. The bottom-right shape is a large rectangle that extends towards the bottom and right edges. The overall composition is minimalist and geometric.

RIBAG

LIGHT  
IN SHAPE.

Collection 15/16

# SPYKE


Design Daniel Kübler







## Functionality and light quality in harmony.

The modest design language and powerful functionality of the SPYKE LED spotlight system satisfies the toughest requirements for brilliant, multi-variant accent lighting. SPYKE meets the need for flexibility by offering a wide choice of mounting options and colours for the housing. This precisely-manufactured LED spotlight offers a choice of three reflectors (15°, 25° or 40°) to guarantee the best quality of light for high-spec architecture.









# SPYKE

## Mounted lamps



- Mounting: Can be mounted on the wall or ceiling, with patented plug connection for easy to install lighting
- Function: 360° rotation and 120° swivel action
- Lamp housing: Cast aluminium, metallic grey RAL 9006, white semi-mat RAL 9003 or black semi-mat RAL 9005, with passive cooling
- Optics: Reflector unit with bayonet fitting 15°, 25° or 40° (order separately)
- Lamps: LED CRI 95, 2700 K, 3000 K or 4000 K, integrated
- Service life: 50,000 hrs with 70% luminous flux
- Control gear: PS 230V/50 Hz
- Lamp protection class: I
- Lamp protection level: IP 20
- Energy efficiency class A to A++, includes built-in LED lamps, unexchangeable lamps



### Metallic grey

Item No.	Watt	Lumen	Kelvin
4065.201.27.8	12	1300	2700
4065.201.30.8	12	1350	3000
4065.201.40.8	12	1400	4000

### Metallic grey, dimmable DALI

Item No.	Watt	Lumen	Kelvin
4065.201.27.8 DIG	12	1300	2700
4065.201.30.8 DIG	12	1350	3000
4065.201.40.8 DIG	12	1400	4000

### White semi-mat

Item No.	Watt	Lumen	Kelvin
4065.201.27.3	12	1300	2700
4065.201.30.3	12	1350	3000
4065.201.40.3	12	1400	4000

### White semi-mat, dimmable DALI

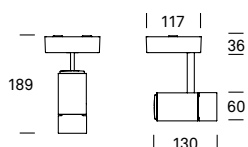
Item No.	Watt	Lumen	Kelvin
4065.201.27.3 DIG	12	1300	2700
4065.201.30.3 DIG	12	1350	3000
4065.201.40.3 DIG	12	1400	4000

### Black semi-mat

Item No.	Watt	Lumen	Kelvin
4065.201.27.2	12	1300	2700
4065.201.30.2	12	1350	3000
4065.201.40.2	12	1400	4000

### Black semi-mat, dimmable DALI

Item No.	Watt	Lumen	Kelvin
4065.201.27.2 DIG	12	1300	2700
4065.201.30.2 DIG	12	1350	3000
4065.201.40.2 DIG	12	1400	4000



Cone diagrams see page 171 (SPYKE)

## Mounted spotlight element without control gear



- Mounting: Suitable for installing in cavity ceilings and concrete ceilings with Kaiser concrete moulded housing Halox-0 No. 1290
- Function: 360° rotation and 120° swivel action
- Lamp housing: Cast aluminium, metallic grey RAL 9006, white semi-mat 9003 or black semi-mat RAL 9005, with passive cooling
- Optics: Reflector unit with bayonet fitting 15°, 25° or 40° (order separately)
- Lamps: LED CRI 95, 2700 K, 3000 K or 4000 K, integrated
- Service life: 50,000 hrs with 70% luminous flux
- Control gear: PS 230 V/50 Hz, constant current 700 mA (order separately)
- Lamp protection class: III
- Lamp protection level: IP 20
- Energy efficiency class A to A++, includes built-in LED lamps, unexchangeable lamps



### Metallic grey

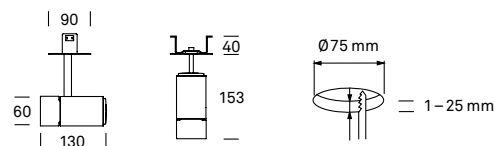
Item No.	Watt	Lumen	Kelvin
4065.151.27.8	12	1300	2700
4065.151.30.8	12	1350	3000
4065.151.40.8	12	1400	4000

### White semi-mat

Item No.	Watt	Lumen	Kelvin
4065.151.27.3	12	1300	2700
4065.151.30.3	12	1350	3000
4065.151.40.3	12	1400	4000

### Black semi-mat

Item No.	Watt	Lumen	Kelvin
4065.151.27.2	12	1300	2700
4065.151.30.2	12	1350	3000
4065.151.40.2	12	1400	4000



Cone diagrams see page 171 (SPYKE)



# SPYKE

## Mounted profile spotlights



- Mounting: Can be mounted on the ceiling or as a pendant lamp with patented plug connection for easy to install lighting
- Feed-through wiring: 5 × 1.5 mm<sup>2</sup>, for series mounting
- Function: 360° rotation and 120° swivel action
- Lamp housing: Extruded aluminium mat anodised/cast aluminium, metallic grey RAL 9006, with passive cooling
- Optics: Reflector unit with bayonet fitting 15°, 25° or 40° (order separately)
- Lamps: LED CRI 95, 2700 K, 3000 K or 4000 K, integrated
- Service life: 50,000 hrs with 70% luminous flux
- Control gear: PS 230V/50 Hz
- Lamp protection class: I
- Lamp protection level: IP 20
- Energy efficiency class A to A++, includes built-in LED lamps, unexchangeable lamps

LED MINERGIE®



- Mounting: Can be mounted on the wall or ceiling, with patented plug connection for easy to install lighting
- Feed-through wiring: 5 × 1.5 mm<sup>2</sup>, for series mounting
- Function: 360° rotation and 120° swivel action
- Lamp housing: Extruded aluminium/cast aluminium, white semi-mat RAL 9003, with passive cooling
- Optics: Reflector unit with bayonet fitting 15°, 25° or 40° (order separately)
- Lamps: LED CRI 95, 2700 K, 3000 K or 4000 K, integrated
- Service life: 50,000 hrs with 70% luminous flux
- Control gear: PS 230V/50 Hz
- Lamp protection class: I
- Lamp protection level: IP 20
- Energy efficiency class A to A++, includes built-in LED lamps, unexchangeable lamps

LED MINERGIE®

### Aluminium mat anodises/Metallic grey

Item No.	Watt	Lumen	Kelvin	Length
4065.061.27.8	1 × 12	1300	2700	600
4065.061.30.8	1 × 12	1350	3000	600
4065.061.40.8	1 × 12	1400	4000	600
4065.062.27.8	2 × 12	2600	2700	600
4065.062.30.8	2 × 12	2700	3000	600
4065.062.40.8	2 × 12	2800	4000	600
4065.122.27.8	2 × 12	2600	2700	1200
4065.122.30.8	2 × 12	2700	3000	1200
4065.122.40.8	2 × 12	2800	4000	1200
4065.123.27.8	3 × 12	3900	2700	1200
4065.123.30.8	3 × 12	4050	3000	1200
4065.123.40.8	3 × 12	4200	4000	1200

### Aluminium mat anodises/Metallic grey, dimmable DALI

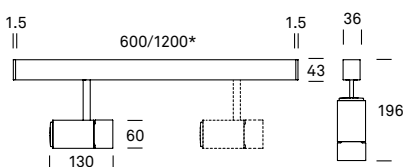
Item No.	Watt	Lumen	Kelvin	Length
4065.061.27.8 DIG	1 × 12	1300	2700	600
4065.061.30.8 DIG	1 × 12	1350	3000	600
4065.061.40.8 DIG	1 × 12	1400	4000	600
4065.062.27.8 DIG	2 × 12	2600	2700	600
4065.062.30.8 DIG	2 × 12	2700	3000	600
4065.062.40.8 DIG	2 × 12	2800	4000	600
4065.122.27.8 DIG	2 × 12	2600	2700	1200
4065.122.30.8 DIG	2 × 12	2700	3000	1200
4065.122.40.8 DIG	2 × 12	2800	4000	1200
4065.123.27.8 DIG	3 × 12	3900	2700	1200
4065.123.30.8 DIG	3 × 12	4050	3000	1200
4065.123.40.8 DIG	3 × 12	4200	4000	1200

### White semi-mat

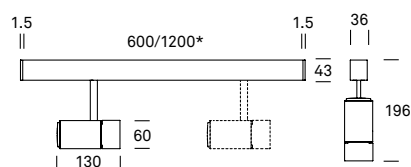
Item No.	Watt	Lumen	Kelvin	Length
4065.061.27.3	1 × 12	1300	2700	600
4065.061.30.3	1 × 12	1350	3000	600
4065.061.40.3	1 × 12	1400	4000	600
4065.062.27.3	2 × 12	2600	2700	600
4065.062.30.3	2 × 12	2700	3000	600
4065.062.40.3	2 × 12	2800	4000	600
4065.122.27.3	2 × 12	2600	2700	1200
4065.122.30.3	2 × 12	2700	3000	1200
4065.122.40.3	2 × 12	2800	4000	1200
4065.123.27.3	3 × 12	3900	2700	1200
4065.123.30.3	3 × 12	4050	3000	1200
4065.123.40.3	3 × 12	4200	4000	1200

### White semi-mat, dimmable DALI

Item No.	Watt	Lumen	Kelvin	Length
4065.061.27.3 DIG	1 × 12	1300	2700	600
4065.061.30.3 DIG	1 × 12	1350	3000	600
4065.061.40.3 DIG	1 × 12	1400	4000	600
4065.062.27.3 DIG	2 × 12	2600	2700	600
4065.062.30.3 DIG	2 × 12	2700	3000	600
4065.062.40.3 DIG	2 × 12	2800	4000	600
4065.122.27.3 DIG	2 × 12	2600	2700	1200
4065.122.30.3 DIG	2 × 12	2700	3000	1200
4065.122.40.3 DIG	2 × 12	2800	4000	1200
4065.123.27.3 DIG	3 × 12	3900	2700	1200
4065.123.30.3 DIG	3 × 12	4050	3000	1200
4065.123.40.3 DIG	3 × 12	4200	4000	1200



\* Length without end plates



\* Length without end plates

Cone diagrams see page 171 (SPYKE)

Cone diagrams see page 171 (SPYKE)

# SPYKE

## Mounted profile spotlights



- Mounting: Can be mounted on the wall or ceiling, with patented plug connection for easy to install lighting
- Feed-through wiring:  $5 \times 1.5 \text{ mm}^2$ , for series mounting
- Function:  $360^\circ$  rotation and  $120^\circ$  swivel action
- Lamp housing: Extruded aluminium/cast aluminium, black semi-mat RAL 9005, with passive cooling
- Optics: Reflector unit with bayonet fitting  $15^\circ$ ,  $25^\circ$  or  $40^\circ$  (order separately)
- Lamps: LED CRI 95, 2700 K, 3000 K or 4000 K, integrated
- Service life: 50,000 hrs with 70% luminous flux
- Control gear: PS 230 V/50 Hz
- Lamp protection class: I
- Lamp protection level: IP 20
- Energy efficiency class A to A++, includes built-in LED lamps, unexchangeable lamps

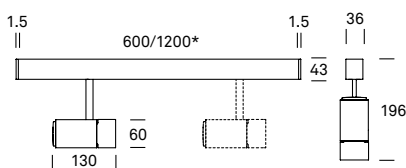
LED MINERGIE®

### Black semi-mat

Item No.	Watt	Lumen	Kelvin	Length
4065.061.27.2	1 × 12	1300	2700	600
4065.061.30.2	1 × 12	1350	3000	600
4065.061.40.2	1 × 12	1400	4000	600
4065.062.27.2	2 × 12	2600	2700	600
4065.062.30.2	2 × 12	2700	3000	600
4065.062.40.2	2 × 12	2800	4000	600
4065.122.27.2	2 × 12	2600	2700	1200
4065.122.30.2	2 × 12	2700	3000	1200
4065.122.40.2	2 × 12	2800	4000	1200
4065.123.27.2	3 × 12	3900	2700	1200
4065.123.30.2	3 × 12	4050	3000	1200
4065.123.40.2	3 × 12	4200	4000	1200

### Black semi-mat, dimmable DALI

Item No.	Watt	Lumen	Kelvin	Length
4065.061.27.2 DIG	1 × 12	1300	2700	600
4065.061.30.2 DIG	1 × 12	1350	3000	600
4065.061.40.2 DIG	1 × 12	1400	4000	600
4065.062.27.2 DIG	2 × 12	2600	2700	600
4065.062.30.2 DIG	2 × 12	2700	3000	600
4065.062.40.2 DIG	2 × 12	2800	4000	600
4065.122.27.2 DIG	2 × 12	2600	2700	1200
4065.122.30.2 DIG	2 × 12	2700	3000	1200
4065.122.40.2 DIG	2 × 12	2800	4000	1200
4065.123.27.2 DIG	3 × 12	3900	2700	1200
4065.123.30.2 DIG	3 × 12	4050	3000	1200
4065.123.40.2 DIG	3 × 12	4200	4000	1200



\* Length without end plates

Cone diagrams see page 171 (SPYKE)

## Track mounted spotlight



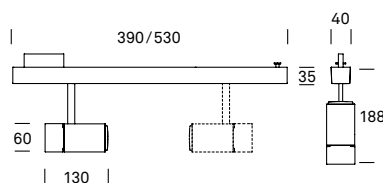
- Mounting: For mounting on tracks with Eutrac type integrated multi-3-phase-adaptor. Not suitable for mounting on the wall
- Function:  $360^\circ$  rotation and  $120^\circ$  swivel action
- Lamp housing: Extruded anodised aluminium/cast aluminium, metallic grey RAL 9006, with passive cooling
- Optics: Reflector unit with bayonet fitting  $15^\circ$ ,  $25^\circ$  or  $40^\circ$  (order separately)
- Lamps: LED CRI 95, 2700 K, 3000 K or 4000 K, integrated
- Service life: 50,000 hrs with 70% luminous flux
- Control gear: PS 230 V/50 Hz
- Lamp protection class: I
- Lamp protection level: IP 20
- Energy efficiency class A to A++, includes built-in LED lamps, unexchangeable lamps

LED MINERGIE®

### Metallic grey

Item No.	Watt	Lumen	Kelvin	Length
4065.211.27.8	1 × 12	1300	2700	390
4065.211.30.8	1 × 12	1350	3000	390
4065.211.40.8	1 × 12	1400	4000	390
4065.212.27.8	2 × 12	2600	2700	530
4065.212.30.8	2 × 12	2700	3000	530
4065.212.40.8	2 × 12	2800	4000	530

for universal tracks



Cone diagrams see page 171 (SPYKE)

# SPYKE

## Track mounted spotlight



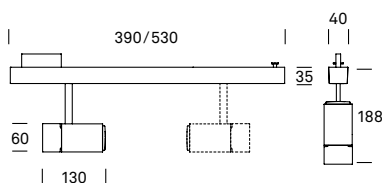
- Mounting: For mounting on tracks with Eutrac type integrated multi-3-phase-adapter. Not suitable for mounting on the wall
- Function: 360° rotation and 120° swivel action
- Lamp housing: Extruded aluminium/cast aluminium, white semi-mat RAL 9003, with passive cooling
- Optics: Reflector unit with bayonet fitting 15°, 25° or 40° (order separately)
- Lamps: LED CRI 95, 2700K, 3000K or 4000K, integrated
- Service life: 50,000 hrs with 70% luminous flux
- Control gear: PS 230V/50Hz
- Lamp protection class: I
- Lamp protection level: IP 20
- Energy efficiency class A to A++, includes built-in LED lamps, unexchangeable lamps

LED MINERGIE®

### White semi-mat

Item No.	Watt	Lumen	Kelvin	Length
4065.211.27.3	1 × 12	1300	2700	390
4065.211.30.3	1 × 12	1350	3000	390
4065.211.40.3	1 × 12	1400	4000	390
4065.212.27.3	2 × 12	2600	2700	530
4065.212.30.3	2 × 12	2700	3000	530
4065.212.40.3	2 × 12	2800	4000	530

for universal tracks



Cone diagrams see page 171 (SPYKE)



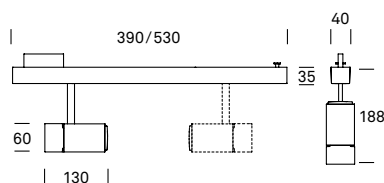
- Mounting: For mounting on tracks with Eutrac type integrated multi-3-phase-adapter. Not suitable for mounting on the wall
- Function: 360° rotation and 120° swivel action
- Lamp housing: Extruded aluminium/cast aluminium, black semi-mat RAL 9005, with passive cooling
- Optics: Reflector unit with bayonet fitting 15°, 25° or 40° (order separately)
- Lamps: LED CRI 95, 2700K, 3000K or 4000K, integrated
- Service life: 50,000 hrs with 70% luminous flux
- Control gear: PS 230V/50Hz
- Lamp protection class: I
- Lamp protection level: IP 20
- Energy efficiency class A to A++, includes built-in LED lamps, unexchangeable lamps

LED MINERGIE®

### Black semi-mat

Item No.	Watt	Lumen	Kelvin	Length
4065.211.27.2	1 × 12	1300	2700	390
4065.211.30.2	1 × 12	1350	3000	390
4065.211.40.2	1 × 12	1400	4000	390
4065.212.27.2	2 × 12	2600	2700	530
4065.212.30.2	2 × 12	2700	3000	530
4065.212.40.2	2 × 12	2800	4000	530

for universal tracks



Cone diagrams see page 171 (SPYKE)

# SPYKE

## Recessed spotlight



- Mounting: For installing in cavity ceilings, with patented plug connection for easy to install lighting
- Feed-through wiring:  $5 \times 1.5 \text{ mm}^2$ , for series mounting
- Function:  $360^\circ$  rotation and  $120^\circ$  swivel action
- Lamp housing: Extruded aluminium/cast aluminium, white semi-mat RAL 9003, with passive cooling
- Optics: Reflector unit with bayonet fitting  $15^\circ$ ,  $25^\circ$  or  $40^\circ$  (order separately)
- Lamps: LED CRI 95, 2700 K, 3000 K or 4000 K, integrated
- Service life: 50,000 hrs with 70% luminous flux
- Control gear: PS 230V/50 Hz
- Lamp protection class: I
- Lamp protection level: IP 20
- Energy efficiency class A to A++, includes built-in LED lamps, unexchangeable lamps

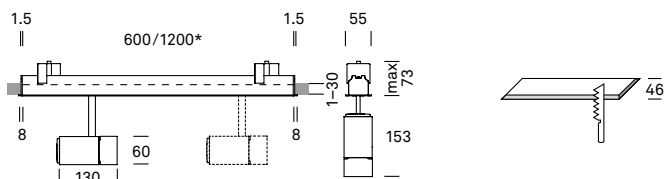
LED MINERGIE®

### White semi-mat

Item No.	Watt	Lumen	Kelvin	Length
4075.061.27.3	1 × 12	1300	2700	600
4075.061.30.3	1 × 12	1350	3000	600
4075.061.40.3	1 × 12	1400	4000	600
4075.062.27.3	2 × 12	2600	2700	600
4075.062.30.3	2 × 12	2700	3000	600
4075.062.40.3	2 × 12	2800	4000	600
4075.122.27.3	2 × 12	2600	2700	1200
4075.122.30.3	2 × 12	2700	3000	1200
4075.122.40.3	2 × 12	2800	4000	1200
4075.123.27.3	3 × 12	3900	2700	1200
4075.123.30.3	3 × 12	4050	3000	1200
4075.123.40.3	3 × 12	4200	4000	1200

### White semi-mat, dimmable DALI

Item No.	Watt	Lumen	Kelvin	Length
4075.061.27.3 DIG	1 × 12	1300	2700	600
4075.061.30.3 DIG	1 × 12	1350	3000	600
4075.061.40.3 DIG	1 × 12	1400	4000	600
4075.062.27.3 DIG	2 × 12	2600	2700	600
4075.062.30.3 DIG	2 × 12	2700	3000	600
4075.062.40.3 DIG	2 × 12	2800	4000	600
4075.122.27.3 DIG	2 × 12	2600	2700	1200
4075.122.30.3 DIG	2 × 12	2700	3000	1200
4075.122.40.3 DIG	2 × 12	2800	4000	1200
4075.123.27.3 DIG	3 × 12	3900	2700	1200
4075.123.30.3 DIG	3 × 12	4050	3000	1200
4075.123.40.3 DIG	3 × 12	4200	4000	1200



\* Length without end plates

Cone diagrams see page 171 (SPYKE)

# SPYKE

## Accessories for SPYKE spotlights

### Mounting bracket set (2 items)

- For free cable routing
- Ceiling/wall spacing 8 mm

Item No.	Colour
212.100.0	Aluminium
212.100.2	Black
212.100.3	White



### Reflector unit

- Simple assembly without tools
- Suitable for colour filters

Item No.	Δ	
4065.000.20.9	15°	Spot
4065.000.30.9	25°	Flood
4065.000.40.9	40°	Wide Flood

### Diffuser/Colour filters for reflector unit



Item No.	Colour
4065.000.00.0	Transparent
4065.000.00.4	Red
4065.000.00.5	Blue
4065.000.00.7	Green

### Control gear for SPYKE surface-mounted spotlight elements

- Control gear 230 V/50-60 Hz, 350 mA
- With short-circuit and overload protection

Item No.	Watt	Dimmable	Dim. in mm
915.016.350	16	No	77/40/29
915.035.350 DIG	15	DALI <sup>1</sup>	103/67/21

### Legend

<sup>1</sup> Control with DALI-light regulator

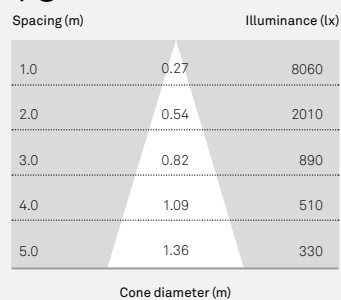
## PLANNING NOTES

### Number of lamps per control device

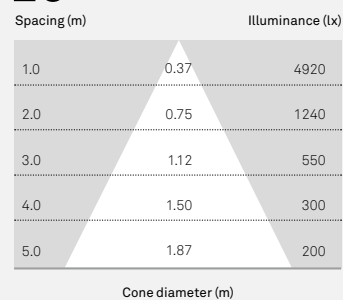
Item No.	No. of lamps
915.020.350	1
915.035.350 DIG	1

### Beam spread/cone diagrams for SPYKE reflector units

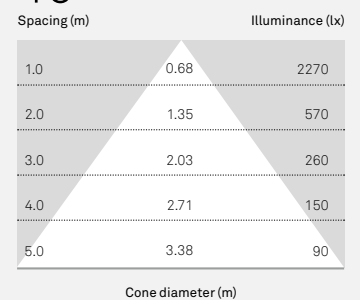
## 15°



## 25°



## 40°



The image features a minimalist design with a central white rectangular area. This area is framed by two parallel, slightly curved grey lines that create a sense of depth and perspective. The background is a gradient of light yellow to white, with a dark grey/black area at the top and bottom. The word "RIBAG" is printed in a bold, black, sans-serif font in the upper right corner.

**RIBAG**

[ribag.com](http://ribag.com)