



Welcome to Hawthorn Rowing Club!

We hope you enjoy your time at this prestigious, volunteer based, community sporting club, and home to Australia's world-renowned Head of the Yarra event. We want all members to fully enjoy the facilities and contribute to the activities of the club.

The purpose of this document is to make you aware of the expectations of you as a member, and the general house and rowing rules of the club. Please take the time to read this and familiarise yourself with the contents.

CONTENTS

Club Contacts.....	1
Overview of Expectations.....	2
Boats / Equipment & Training	2
In the event of any damage occurring.....	2
Booking boats	2
Boats for general use.....	2
General Tools required as a rower	2
Boat Parts and Names.....	3
Private Boat Storage.....	5
Social Rowing Times	5
Rowing between dusk and dawn – lights required on boats	5
Rules on the Yarra	5
Motorboats.....	5
How to navigate your boat on the Yarra River	6
Rowing when the river is very high or very low	6
Racing.....	7
HRC Boat Race Officials required at regattas	7
Head of the Yarra (HOY).....	7
Security and General house maintenance	8
Light switches and fans in the clubhouse	8
Club Activities	9

CLUB CONTACTS

Email general enquiries: hrc@hawthornrowingclub.com

Email the Captain: captain@hawthornrowingclub.com

Hawthorn Rowing Club Website: www.hawthornrowingclub.com

Phone numbers for current President, Captain, Treasurer, and Secretary are located on a white board in the stairwell at the club.

OVERVIEW OF EXPECTATIONS

It is expected that as a member of Hawthorn Rowing Club (HRC), you will be involved in the activities of the club. As a volunteer based sporting club we require all members to assist in a variety of ways. These include:

- Head of the Yarra Duties (details under Head of the Yarra)
- Boat Race Officials (details under Racing)
- Club activities including working bees, learn to row programs and fundraisers (details under Club activities)
- Towing boats trailer to regattas (details under Racing)

BOATS / EQUIPMENT & TRAINING

Please ensure you take care of the facilities and equipment provided to you. One of the largest items of expenditure – accounting for one third of the Club's annual operating expenses – is the cost of insurances. The majority of claims have been for the repair or replacement of boats and oars. Boats alone cost between \$10,000 and \$40,000 each and oars between \$400 and \$1,000 each and any claims have a dramatic effect upon our insurance premiums. Most damage is caused through carelessness or negligence. So please, treat boats and oars with care at all times and adhere to proper procedures for handling boats on and off the water.

In the event of any damage occurring

- Please report boat damage to the Captain (contact details are on the white board leading up the stairs). In the event you have an accident with another crew, make sure you identify the club of the other crew as a minimum. We offer a form on our website to allow an easy way to submit notification of any boat damage.
- Report any significant clubhouse damage to the President (contact details are on the white board leading up the stairs)

Booking boats

Regular bookings of boats are to be made via the website.

We have a tablet at the bar.

Please make sure you do not take out a boat that is already booked.

Please also ensure that when you book a boat that you allow enough time for returning it, it does not help other members if you book a boat for 90 mins and use it for 120 mins.

To use a motorboat you must be coaching a crew and have a current recreational boating licence.

It is recommended leaving trestles out before you go for your row, not only so you have somewhere to put the boat when you bring it in off the water, but so anyone else who may come down knows there are other members on the water.

After rowing, boats must be washed down inside and out, remember the slides and wheels, using the sponges and buckets provided inside the doors.

Please respect current water restrictions.

Occasionally there are times when a crew that has been training begins to lose some motivation because one member goes on leave or someone permanently moves interstate etc. If this happens to you or your crew, or you feel you are not getting a row, please contact the Captain or President. It is often possible to locate another member who can fill in temporarily or even become a new team member of your crew, enabling you to return to your regular training. Please note the Social Rowing times on the website which are a friendly way to get out for a row on a regular basis.

General Tools required as a rower

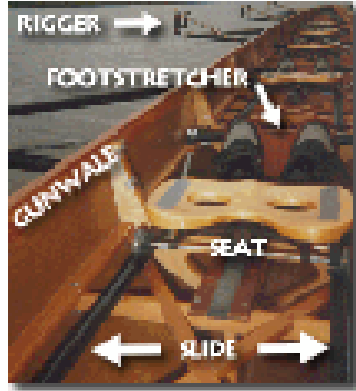
Basic essential "rowers" tools required for basic maintenance and for (de)rigging boats include:

- 10mm spanner
- 11mm spanner
- Adjustable spanner
- Phillips head screwdriver

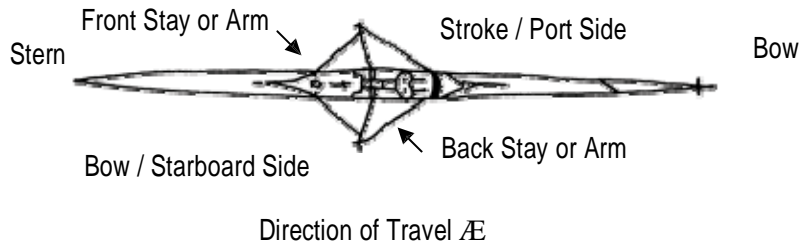
Boat Parts and Names

You've learnt to row, but now you're being asked to take care of the gunwales, check your inboard, or you can't remember which end of the boat is the bow or stern. Or perhaps you're trying to explain where there's some damage to the boat but don't know what it's called.

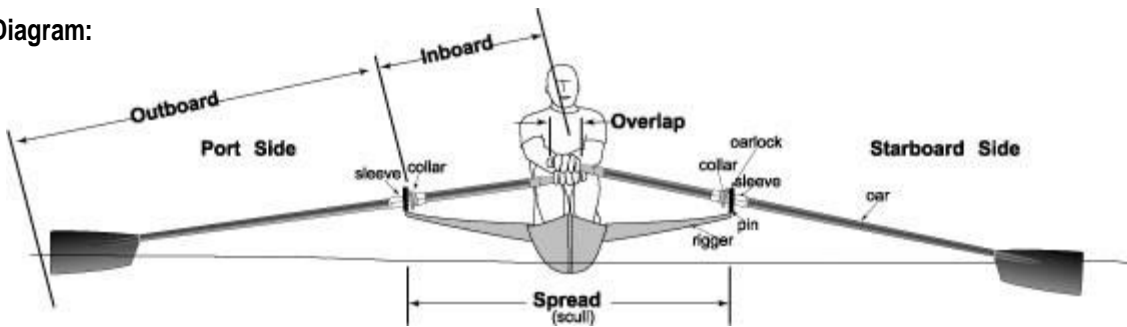
Inside the Boat:



Basic Parts of the Boat



Scull Diagram:



Sweep Diagram:

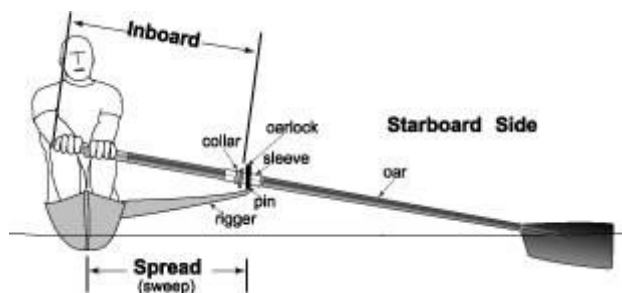
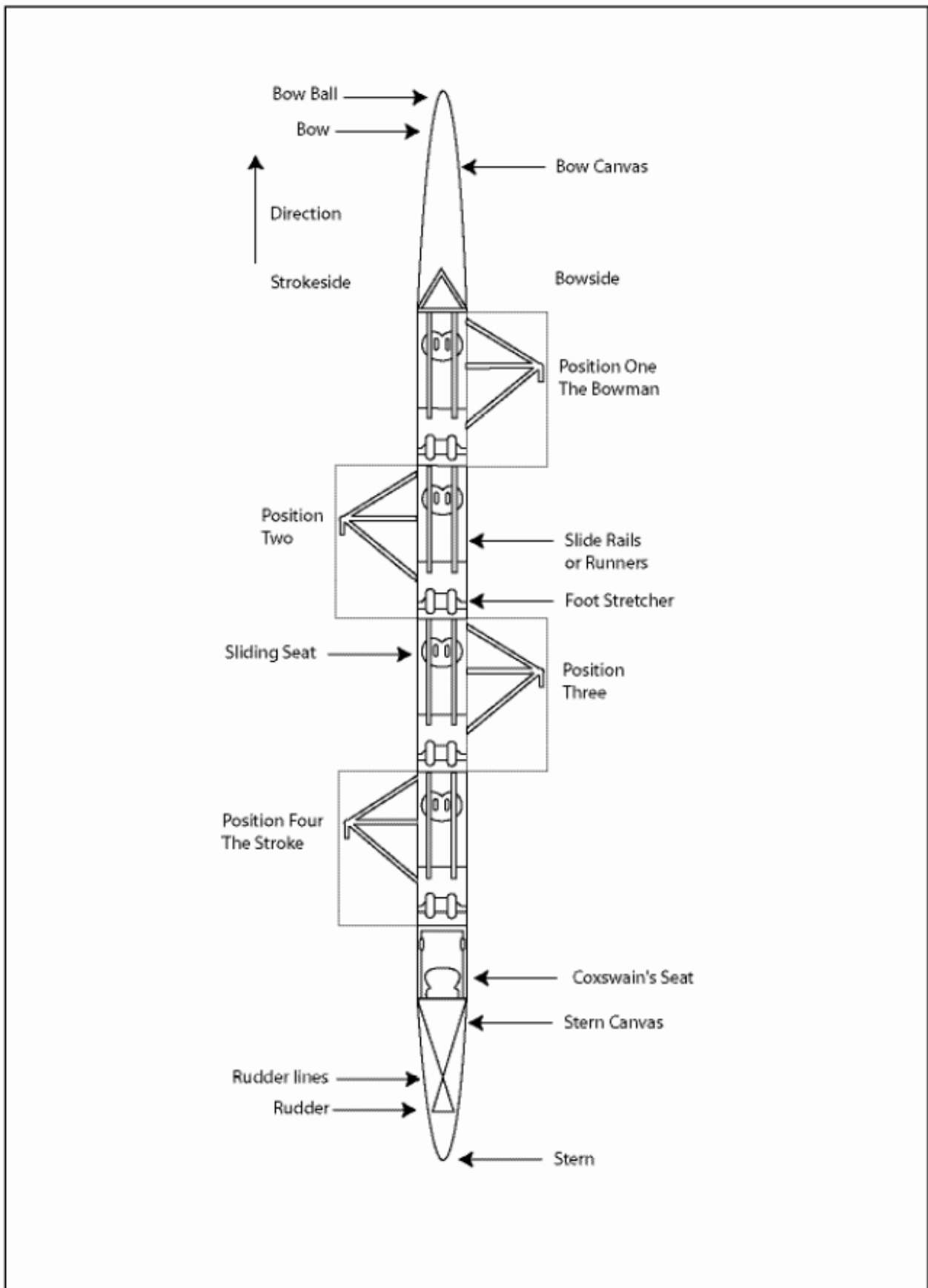


Diagram of a Four



Private Boat Storage

We are primarily a community sporting club, and therefore we endeavour to cater for the majority of the members by providing a fleet and equipment to meet these needs. However, by written request to the Hawthorn Rowing Committee, consideration will be given to members who wish to store their privately owned rowing boat in the sheds. If your request is granted, and room exists for your boat to be stored within the clubhouse an additional annual fee will be charged for boat storage. Storage may be reviewed annually.

Social Rowing Times

There are numerous crews (social and competitive) rowing at all times of the week. If you are looking for a row email the Captain and indicate if you wish to row socially or competitively.

ROWING BETWEEN DUSK AND DAWN – LIGHTS REQUIRED ON BOATS

It is the responsibility of the crew to provide appropriate lighting. If your boat is not lit you must not row under any circumstances. In the event of a light failing, the boat must return immediately to the club at light pressure/slow speed, staying close to the bank and exercising extreme caution. So lights will need to be on even if you start rowing in daylight if you expect it to become dark while you are on the water.

Rowing Victoria, in conjunction with Parks Victoria and Marine Safety have determined the appropriate navigational lighting for rowing vessels. Between Dusk and Dawn YOUR BOAT MUST HAVE:

On Stern: WHITE FLASHING LIGHT

On Bow: WHITE CONSTANT (non-flashing) LIGHT

RED LIGHTS ARE UNACCEPTABLE

Parks Victoria patrol the waterways and you will be fined should your vessel have inadequate lighting (lights must be positioned centrally, and not on the side/riggers, and not on the person, and also note which light is to be flashing).

Under the Marine Act, it is the stroke and coxswain that are responsible for the vessel.

Parks Vic will issue fines to the Stroke and Coxswain of a rowing vessel. The penalty for failing to obey this notice is more than \$160 per offence.

RULES ON THE YARRA

The Parks Victoria Ranger and the Victoria Water Police are well within their rights to issue infringement notices to people who ignore marine law. The law applies to rowers and coaching boats. Rowing Victoria Traffic Marshals also operate along the river monitoring traffic flow and safety regulations.

Motorboats

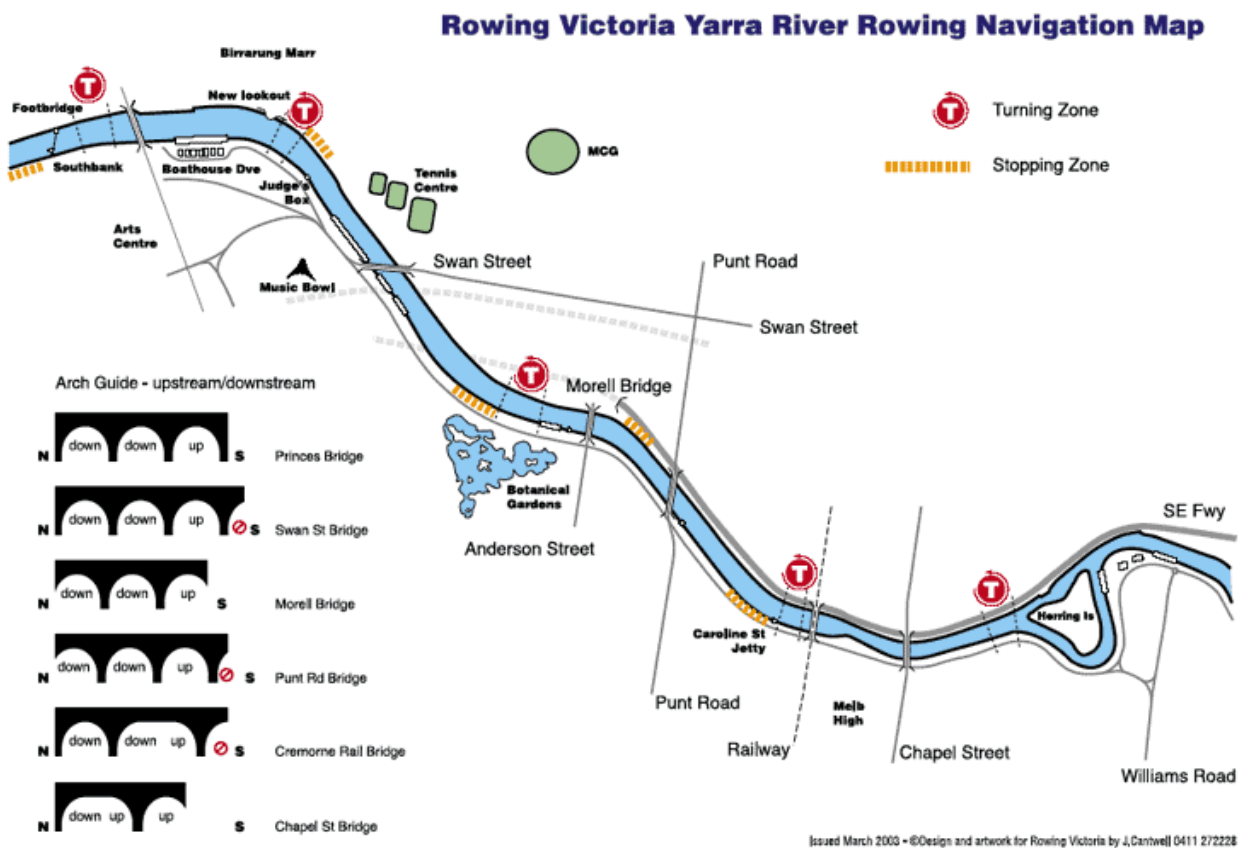
All users of the motorboats must possess a Motor Boat Licence. Motorboats are to be used purely for coaching purposes only.

How to navigate your boat on the Yarra River

Always keep to the bank closest to your bow side – in narrow sections of the Yarra and as your crew approaches bends in the river always be particularly alert to any crews that may be coming from the opposite direction.

- Only turn your boat when visibility is good in both directions.
- At bridges, the crews travelling downstream have right of way.
- Do not panic if a crew is coming toward you but call out in a clear voice, identifying the crew as best you can (e.g., by type of boat and club if possible).

The following diagram shows turning and permitted stopping zones along the Yarra River downstream of Herring Island for those who may venture towards the city. It also shows which arch to use depending on whether you rowing upstream or downstream. Please be aware this downstream section of the river can get very congested at peak training times.



Rowing when the river is very high or very low

When the river is flowing so high you can't even see the jetty or so low that there is more than a foot below the jetty to put the boat in the water, the club boats are not to go out on the water without prior approval of the Captain. This is not only in the interest of our club in protecting the boat fleet from potential damage, but in protecting you the member from accidental injury. Particularly following a downpour when the river levels usually rise there is a lot of additional debris and logs floating in the water, and with a faster than normal flow this can cause quite sever damage to boats.

RACING

There is a noticeboard downstairs in the clubhouse that outlines regattas being held across the State. Plus look at Rowing Victoria and www.rowingmanager.com. Please note that crews must notify the Captain of entries at least five days before regatta close times (via your coach), and pay all entry and towing fees upon invoice. Details of regatta closing dates and fees will be on Rowing Victoria or www.rowingmanager.com.

Crews need to be aware that it is the responsibility of competitors for derigging of boats and loading the trailer prior to a regatta, as also is the unloading of the trailer and washing and rigging of boats upon return to the clubhouse. It is expected that competitors make themselves available for these duties, which will be scheduled in the days prior to the regatta once a regatta timetable is issued.

Be aware, that to get to a regatta we need to tow the boats to the venue on a trailer – we are always looking for members who have appropriate vehicles with a tow bar to assist with this duty. If you are interested in towing boats, or making your vehicle available for towing boats to a regatta please contact the Captain.

HRC Boat Race Officials required at regattas

Competitors also need to be aware of our club obligation when entering a regatta, we also need to provide a Boat Race Official (Level 1), referred to as a BRO. We need help from all members – perhaps you'd like to go to regattas but don't feel up to racing yourself. You can greatly assist the club by becoming a BRO and volunteering at a regatta instead. This function of level 1 BRO requires a person to be present at a regatta officiating in some capacity as nominated by the regatta officials on the day. We can nominate either morning or afternoon, but not actual role well in advance. Be aware this is a duty that can easily be performed by members who are not regularly competing, or even by non-members such as partners/family of our membership. We try to share it around so you don't do the whole session.

By not supplying BROs at regattas HRC risks initially being fined, and then not being able to compete at all.

It is possible to become an accredited BRO level 1 on-line at the Rowing Victoria website. Visit the following link at the RV web site <http://www.rowingvictoria.asn.au/> (you may have to register - it's free) and then follow the instructions. Complete 5 multi-choice questions in each of 4 sections and the results are known immediately on completion of each section. Once you have successfully completed the course please advise the Captain so you can be added the pool of members who are BRO's.

HEAD OF THE YARRA (HOY)

All hands on deck are expected for our hosting of this event each year.

A range of duties exist ranging from licensed motor boat drivers to selling food and drinks, from being a boat marshal to assisting to clean and pack up after the event, from arranging sponsorship to ordering merchandise.

There are activities for all members no matter your ability, mobility, or competence!

Planning begins almost a year in advance, so if you wish to be involved in the planning or have any specialised skill that you feel would help the HOY Management Team please let an HRC Committee Member know now.

CLUB HOUSE SECURITY

The club house should never be left unlocked if there are no members present.

Do not go on the water without locking the club.

If you are upstairs and no one is downstairs, it is recommended that you lock the downstairs roller and side entry doors.

The reason for this is that strangers do walk into the club if its left unlocked.

There are personal valuables left by members rowing and club equipment in the club.

There are day use lockers in the change rooms for storage of valuables. It's a BYO lock system. The locks are not to be left on the lockers.

If you want a key, please contact the Treasurer. You will need to pay a fee. Your request will be presented to the Committee for approval. A key can then be issued to you. New members normally need to wait a few months before a key is issued.

GENERAL HOUSE MAINTENANCE

The club relies on its members to help out as required.

If you notice any significant clubhouse damage please report this to the President (contact details are on the white board leading up the stairs).

Do you have any tradesman's skills? It would be good if you could let a Committee Member know, so that if a little bit of maintenance is required in your field of competence we can ask for your assistance.

Rubbish needs to be removed and taken away – liners for bins are found stored behind the bar. We do not expect you to come down to the club looking for things to do but if you notice a full bin, or that a sweep is required, it would be appreciated if you could do your bit to help out. Our rubbish and recycling is currently collected by the council on Thursday mornings.

The jetty also needs regular sweeping to reduce the chance of slipping when putting boats in and out of the water. Brooms are located inside the sliding doors of the shed.

Always ensure the club house is left secure and locked and that all lights are switched off. Even when you go out for a row make sure the downstairs doors are secured and locked. Unfortunately even a little community club like ours is not immune from the light fingers of some members of society.

Light switches and fans in the clubhouse

Please make sure all lights and fans are turned off if you are the last to leave the clubhouse and that the clubhouse is left secured and locked (don't forget to make sure the lights downstairs are also turned off).

CLUB ACTIVITIES

During the year the club holds working bees, corporate rowing programs and a variety of social events.

It is expected that members show their support of the club by attending and/or helping out at such events. Without you we do not have a club.

Keep an eye out for upcoming activities - notices are displayed at the club and in the Bow-Ball Bulletin, a regular HRC newsletter sent to all members.

The club holds various fund raising events throughout the course of the year – these are planned to cater across the range of ages and backgrounds of our members.

These events are a good way to meet other members, have a good time in a great atmosphere and help support the club – bring your friends too!

These fundraisers need to be supported by members and your friends because subscriptions do not cover all clubhouse expenses.

These events help raise funds to improve the fleet and other equipment at the club and while being a way to raise funds, keep your annual subscription fees down.

If you have any ideas for events, sponsorship, or have a background in event management please let a Committee Member know – we'd love to know about you!

Welcome and we hope you enjoy your time at Hawthorn Rowing Club for many years to come!