

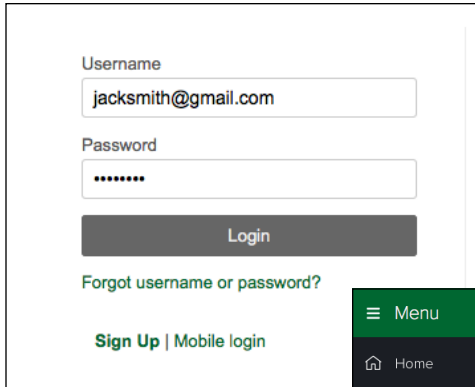
# Giving to Woodlands Church Online via The Grove

Did you know that you can log in to your Grove profile and give a gift electronically?

This can be done quickly, at your convenience, and most important, completely secure.

Woodlands has partnered with a company called BluePay as a payment processor for all online transactions.

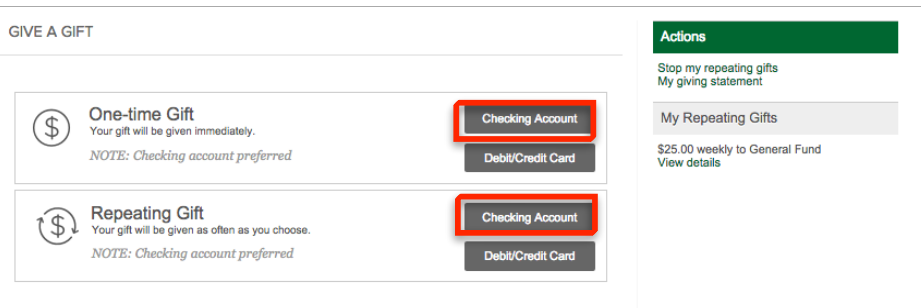
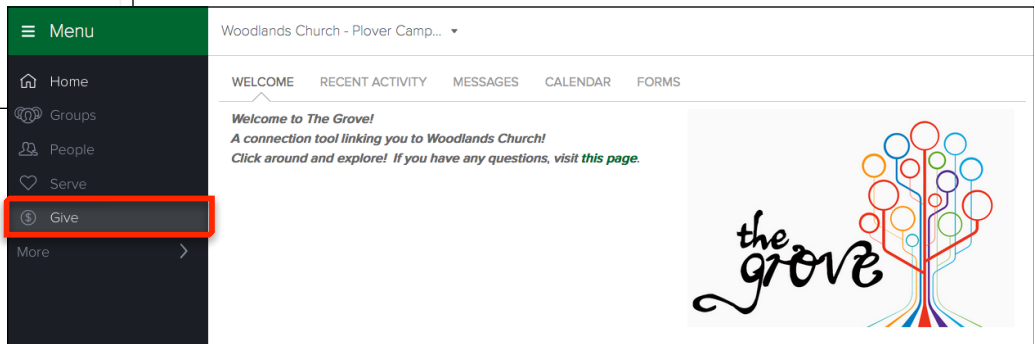
Gifts can be set up as a one-time gift or you have the ability to set up your giving to repeat on a schedule that best fits your finances.



**Step 1:** Access your Grove account by going to [www.woodlandschurch.com/give-online](http://www.woodlandschurch.com/give-online) **OR** directly by going to <https://woodlandschurch.ccbchurch.com/login.php>

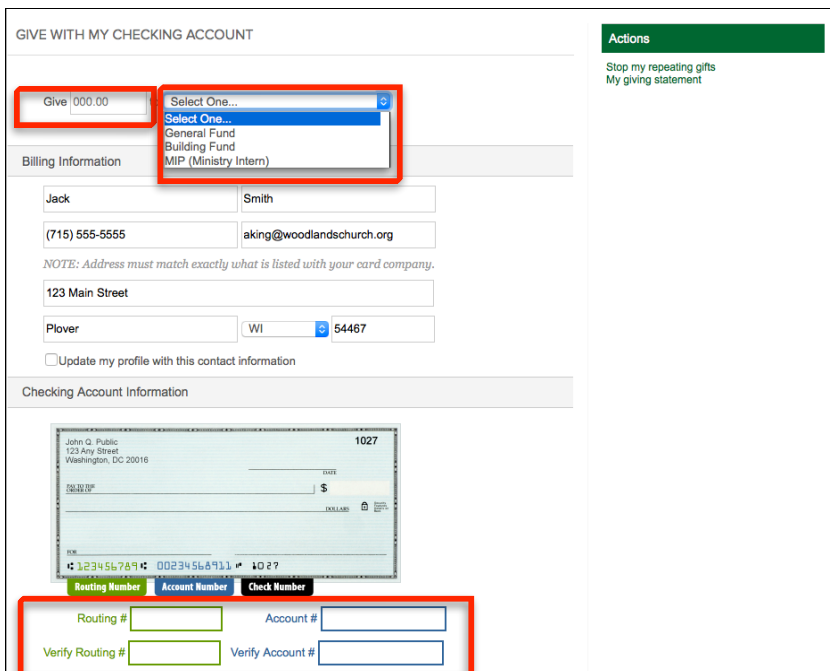
Don't have an account yet? No problem. Visit [www.woodlandschurch.org/thegrove](http://www.woodlandschurch.org/thegrove) and select "Sign Up" and an email will be sent to you with access to your account.

**Step 2:** Select "Give" on the left menu bar.



**Step 3:** You can either give automatically from your checking account or using a Debit Card. Select either "One-time Gift" or "Repeating Gift".

**Please Note** - Woodlands' preferred method for electronic giving is by electronic check, although all methods are accepted. If you are using a debit card, Woodlands pays a fee of 3% of the gift to Visa or MasterCard. Woodlands does not pay a fee if you use electronic check.



**Step 4:** Enter the dollar amount which you will be giving.

From the dropdown list, select the account which you are giving to. For Tithes and Offerings, select "General Fund".

Ensure that your contact information is accurate, and enter your checking account routing and account numbers.

Select "Submit" when complete.