














MID-ATLANTIC FISHERY COUNCIL - SPECIES STOCK STATUS
(AS OF MARCH 28, 2013)

SPECIES		STATUS DETERMINATION CRITERIA		OVERFISHING	OVERFISHED	REBUILDING PROGRAM / STOCK STATUS
		Overfishing $F_{\text{threshold}}$	Overfished $\frac{1}{2} B_{\text{MSY}}$			
Summer Flounder		$F_{35\% \text{MSP}}=0.31$	66 million lbs	No	No	Most recent assessment was 2012.
Scup		$F_{40\% \text{MSP}}=0.18$	101.5 million lbs	No	No	Most recent assessment was 2012.
Black Sea Bass		$F_{40\% \text{MSP}}=0.44$	12 million lbs	No	No	Most recent assessment was 2012.
Bluefish		$F_{\text{MSY}}=0.19$	162.1 million lbs	No	No	Most recent assessment update was 2012. Most recent benchmark was 2005.
<i>Illex</i> Squid (short finned)		Unknown	Unknown	Unknown	Unknown	Most recent assessment was 2006; not able to determine current exploitation rates or stock biomass.
Longfin Squid		Unknown	46.7 million lbs	Unknown	No	Most recent assessment was 2010; not able to determine current exploitation rates.
Atlantic Mackerel		Unknown	Unknown	Unknown	Unknown	Most recent assessment was 2010; not able to determine current exploitation rates or stock biomass.
Butterfish		Unknown	Unknown	Unknown	Unknown	Most recent assessment was 2009; not able to determine current exploitation rates or stock biomass.

SPECIES		STATUS DETERMINATION CRITERIA		OVERFISHING	OVERFISHED	REBUILDING PROGRAM / STOCK STATUS
		Overfishing $F_{\text{threshold}}$	Overfished $\frac{1}{2} B_{\text{MSY}}$			
Surfclam		$F=M=0.15$	$\frac{1}{2}$ proxy for B_{msy} 992 million lbs	No	No	Most recent assessment was 2009.
Ocean Quahog		$F_{25\%MSP}=0.052$	$\frac{1}{4}$ virgin biomass 2.1 billion lbs	No	No	Most recent assessment was 2009.
Tilefish		$F_{\text{MSY}}=0.16$	12.57 million lbs	No	No - Rebuilding	Most recent assessment was 2009; stock currently above minimum stock threshold.
Spiny Dogfish (Joint management with NEFMC)		$F_{\text{MSY}}=0.2439$	175.6 million lbs Female SSB	No	No	Most recent assessment was 2006; based on approved threshold, biomass estimates indicate stock is not overfished.
Monkfish (Joint management with NEFMC)		NFMA & SFMA $F_{\text{MAX}}=0.2$	NFMA - 1.25 kg/tow SFMA - 0.93 kg/tow (autumn trawl survey)	No (north and south management areas)	No (north and South management areas)	Most recent assessment was 2007; based on new reference points for both regions.

SOURCES: Office of Sustainable Fisheries - Status Report of U.S. Fisheries; SAW/SARC and TRAC Assessment Reports.