


Emily Bullton™

# Photo booth Props




1. Stick the paper onto a sheet of card to make it stronger.
2. Colour in the moustache and other white shapes to make them pretty!
3. Ask an adult to cut out the shapes.
4. Attach the shapes to a lollipop stick or a straw and pose for pretty pictures with your new props!



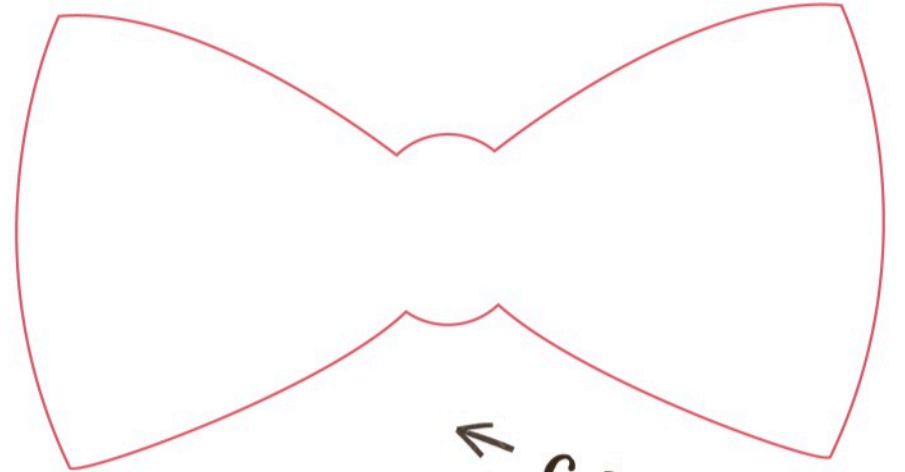
Emily Button™



← colour me in



Emily Button™



← colour  
me in

