








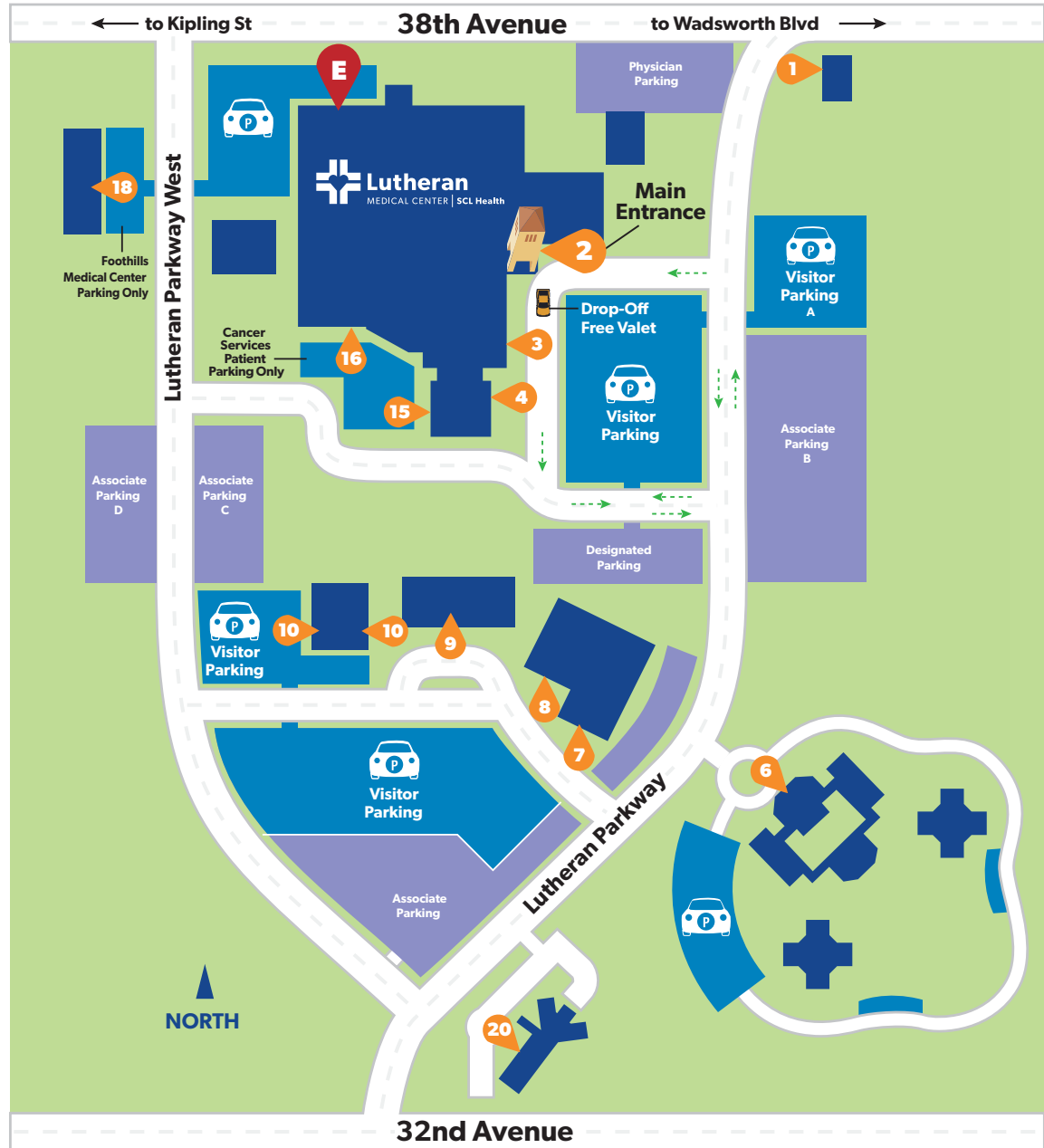
8300 W 38th Ave
Wheat Ridge, CO 80033
Phone: 303-425-4500
lutheranmedicalcenter.org

Hospital Entrances

-  Breast Center Diagnostic Suite 108
-  **EMERGENCY**
-  Heart Institute of Colorado / Suite 201
-  Infusion Center
-  **Main Entrance**
-  **Registration**
-  16 SCL Health Cancer Centers of Colorado – Radiation Oncology

Campus Services

-  1 Bridges Health and Wellness
-  18 Foothills Medical Center
-  20 Lutheran Hospice
-  6 West Pines Behavioral Health
-  7 3455 Medical Offices
 - Children's Urgent Care, After Hours
 - Lutheran Weight Loss Clinic / Suite 220
 - Screening Mammography – Touchstone Medical Imaging / Suite 110
 - The Surgery Center at Lutheran / Suite 150
-  10 3550 Medical Offices
 - SCL Health Cancer Centers of Colorado – Infusion Center / Suite 100-B
 - Lutheran Hematology & Oncology / Suite 100-A
 - Family Practice Specialists / Suite G20
-  9 3555 Medical Offices



MAP KEY

-  = Building Entry
-  = Associate Parking
-  = Visitor Parking
-  = Medical Building