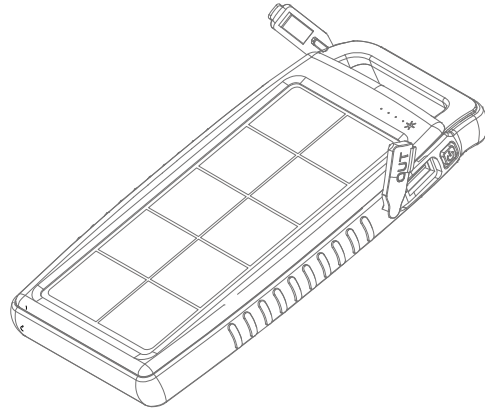




SP-3000: Solar Powerbank 10,000

High efficiency Solar Power Bank

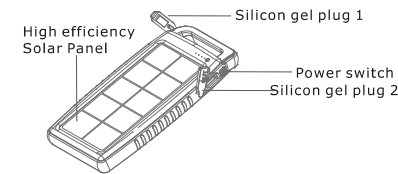
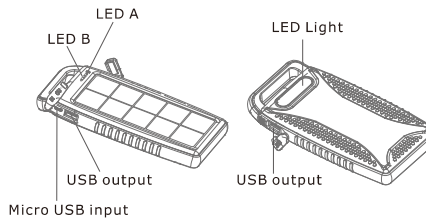
Thank you for purchasing the Solar Powerbank 10,000. Before attempting to connect, charge or use this product. Please read these instructions carefully to learn about the features and capabilities of the solar charger and how you can get the best out of it.



USER MANUAL



PRODUCT DESCRIPTION:



LED A: Solar Charging Indicator
LED B: Battery Charge Indicator

The side panel of your Solar Charger has 4 LED lights to show the charging status, working status & the remaining power as follows:

- 1 LED on: 10%-40% charge 2 LEDs on: 40%-65% charge
- 3 LEDs on: 65%-85% charge 4 LEDs on: 85%-100% charge

PRODUCT ACCESSORIES:

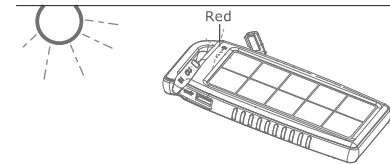


CHARGING THE SOLAR POWERBANK 10,000?

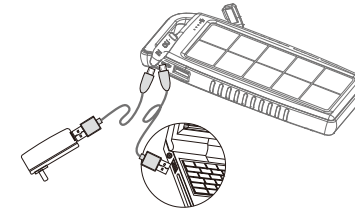
The Solar Light & Charger can be charged in two ways: by exposing the solar panel to sunshine or by connecting it to a PC USB port/wall charger via the USB cable included.

1. Charging the battery using the solar panel:

Expose the face of the solar panel to sunshine. The first LED red indicator light will go on indicating that the charging is beginning. The charging current depends on the quality of the sunshine. The stronger the light is, the faster the battery will be charged.



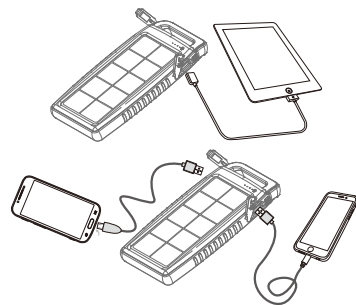
2. Charging the battery via PC USB port/wall charger:



When all four LED lights are on and the fourth light does not flash the battery is fully charged.

CHARGING DIGITAL DEVICES

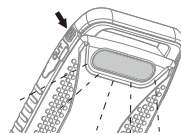
Make sure you have the proper charging cable for your device. Plug the large male USB plug into the Solar Powerbank 10,000 USB port. Plug the small micro USB plug into your device. Press the power button once and your device will begin charging and the power indication LED will light up. You can charge two digital devices at once.



*For Apple products please use the USB cable provided with your device

USING THE MAP LIGHT

Press the power button for about two seconds to turn the light on or off.



The 4 LED lights will turn off the electric quantity decreasing when discharging.

PRODUCT FEATURES:

- 10,000 mAh Lithium Battery
- High efficiency solar panel
- Built-in map light
- Water resistant, dustproof, shock proof

PRODUCT SPECIFICATIONS:

- High efficiency Solar Panel: 5.5V/220mA
- Battery type: Lithium polymer
- Capacity: 3.7V / 10,000mAh
- LED power: 1W
- Lighting time: 30-32 hours
- Micro USB input: 5V / 2A
- USB Output: 2.1A
- Self Charging time: 12 hrs (by laptop), 6 hrs (by 5V / 2A travel charger), 4 days (via solar panel, under full sunlight condition)
- Power display: 4 LED indicators show power level
- Size: 6.75" x 3.5" x .75"
- Weight: 9.2 oz.

WARNINGS & CAUTIONS:

- Do not puncture, throw, drop, bend or modify
- Do not throw the battery into fire
- Do not expose the battery to fire or excessive heat
- Do not short-circuit the battery with lead or any metal objects
- Do not transport or store the battery with metal objects such as nail clippers
- Avoid static electricity, strong magnetic fields or radiation
- Do not disassemble the battery pack or change its structure
- Stop using the battery when it generates unusual smell, heating, distortion or any other normalities
- Do not allow children to play with the battery
- Use the battery in dry locations only
- Recycle according to local recycling & environmental regulations

IMPORTANT: LITHIUM ION BATTERY DISPOSAL

This product contains a lithium ion battery. It should not be thrown away in the trash. Please dispose of this product with an authorized disposal or recycling center. Please check your local requirements for Lithium Ion battery disposal / recycling in your state.

LIMITED 1 YEAR WARRANTY

Maverick Industries Inc. warrants this product to be free of defects in parts, materials and workmanship for a period of 1 year from date of purchase. Should any repairs or servicing under this warranty be required, contact Maverick Customer Service by mail or phone for instructions on how to pack and ship the product to:

Maverick Customer Service
94 Mayfield Ave.
Edison NJ 08837

Do not send any parts or product to Maverick without calling and obtaining instructions and a Return Authorization Number. This warranty is VOID in the case of damage incurred accidentally or while failing to follow instructions, damage incurred during commercial use, damage incurred while in transit, or if the product has been tampered with. This warranty gives you specific legal rights. Additional rights may vary depending on the state you live in.



A Division of Maverick Industries Inc.,
94 Mayfield Avenue, Edison, NJ 08837

www.maverickhousewares.com
www.securproducts.com