

Quantitative Summary of Parental Leave Survey Responses  
 Compiled by Catherine Sanger (sanger@virginia.edu)

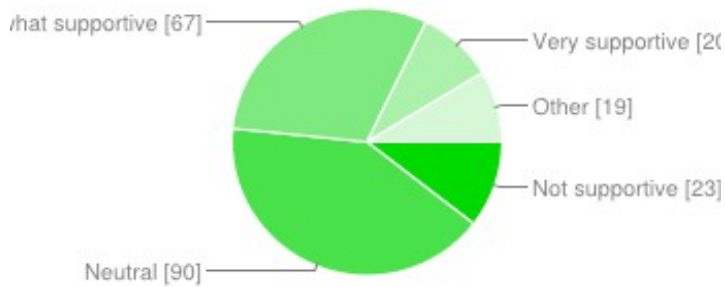
Total Number of Responses: 215

**QUESTION ONE: IN THE PAST THREE YEARS, HOW MANY GRADUATE STUDENTS IN YOUR DEPARTMENT HAVE HAD OR ADOPTED A CHILD?**

Department	Responses
Politics	3, 3, 0, 1, 0, 2, 2, 0, 4, 3, 4, 1
Biology	1, 4, 2, 2, 3, 5, 2, 1, 2, 2, 4, 2, 1, 0
Religious Studies	4, 10-15, 5, 3, 10, 8, 2, 5-6, 10, 5, 4, 5, 4, 6, 4, 12, 10, 6-12, 3
Anthropology	4, 3, 4, 5, 3, 5, 5, 4, 5, 3, 5, 4
Astronomy	3, 3, 3, 1, 4, 2, 2, 2
Sociology	1
Chemistry	3 or 4, 3, 3, 3, 2, 3, 4, 3, 9, 5, 2, 1, 5, 2, 4, 1
German	1, 2, 1
Environmental Science	0, 1, 4, 4, 2, 1, 2, 4, 1, 3, 4, 4, 4, 5, 7, 3
Art/ architectural history	1, 0, 1, 3
Classics	1, 1
English	10, 4, 4-8, 3, 3
History	3, 3, 4, 4, 3, 2, 5, 5-6, 2, 6, 6, 5, 6, 2, 4, 4
Psychology	2, 2, 1, 1, 6, 4, 6, 5, 5, 2, 2, 5, 2, 5, 4, 5, 5, 4, 5, 3, 3, 3, 2, 5, 3
Spanish, Italian, Portuguese	0, 5, 2, 0, 1, 2, 2, 1
French	5, 3, 4, 3, 5, 4, 4, 4, 4, 2, 3
Neuroscience	1
Music	3, 3, 2
Pharmacology	0
Physics	0, 3, 2, 1
Biomedical Engineering	1, 0, 2, 5, 0, 0

**QUESTION TWO: OVERALL, HOW SUPPORTIVE DO YOU PERCEIVE YOUR DEPARTMENT TO BE OF GRADUATE STUDENTS WITH FAMILIES?**

Not supportive	23	11%
Neutral	90	41%
Somewhat supportive	67	31%
Very supportive	20	9%
Other	19	9%



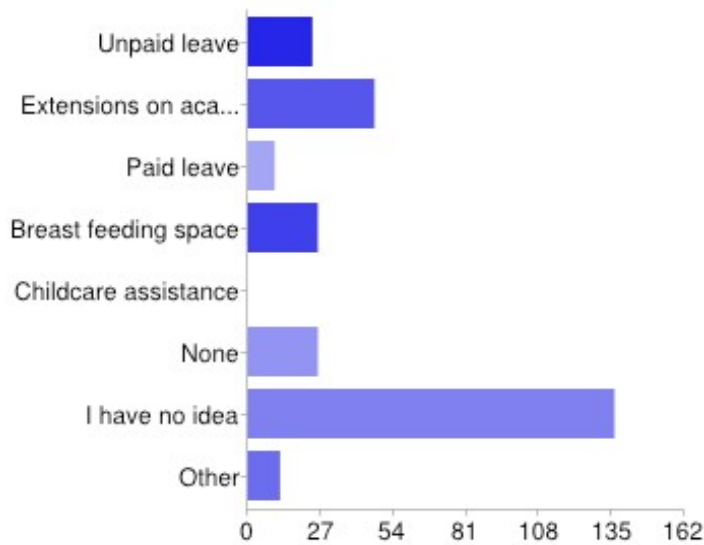
**Responses by Department:**

Department	Responses
Politics	Not supportive: 4 Neutral: 9 Somewhat supportive: 2 Very supportive: 1
Biology	Not supportive: 1 Neutral: 4 Somewhat supportive: 8 Very supportive: 3
Religious Studies	Not supportive: 3 Neutral: 5 Somewhat supportive: 11 Very supportive: 1
Anthropology	Neutral: 4 Somewhat supportive: 4 Very supportive: 4
Astronomy	Neutral: 2 Somewhat supportive: 3 Very supportive: 2
Sociology	Not supportive: 1
Chemistry	Neutral: 10 Somewhat supportive: 4 Very supportive: 1
German	Neutral: 3
Environmental Science	Not supportive: 1 Neutral: 8 Somewhat supportive: 7
Art/ architectural history	Not supportive: 1 Neutral: 3
Classics	Neutral: 2
English	Not supportive: 2 Neutral: 3 Somewhat supportive: 1

History	Not supportive: 4 Neutral: 8, Somewhat supportive: 2
Psychology	Not supportive: 1 Neutral: 3 Somewhat supportive: 15 Very supportive: 5
Spanish, Italian, Portuguese	Not supportive: 4 Neutral: 5 Somewhat supportive: 1
French	Neutral: 5 Somewhat supportive: 4 Very supportive: 1
Neuroscience	Somewhat supportive: 1
Music	Neutral: 2 Somewhat supportive: 1
Pharmacology	Not supportive: 2 Neutral: 2
Physics	Neutral: 3 Somewhat supportive: 1 Very supportive: 1
Biomedical Engineering	Not supportive: 1 Neutral: 4 Very supportive: 1

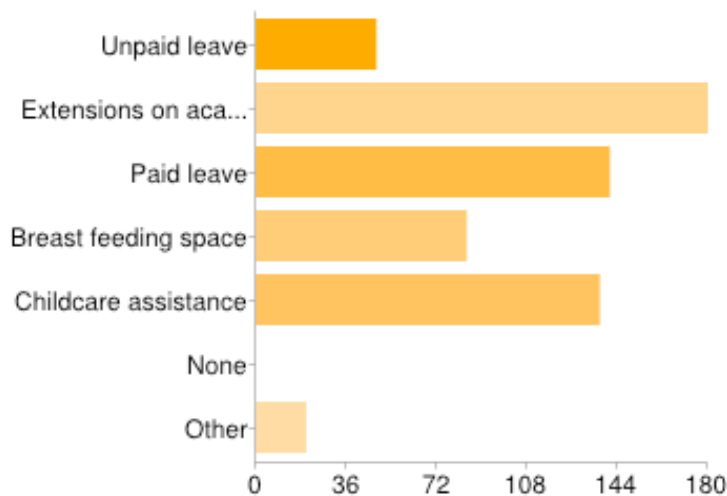
**QUESTION THREE: WHAT ACCOMMODATIONS DOES YOUR DEPARTMENT OR ADVISOR OFFER TO STUDENTS WHO BECOME PARENTS?**

Unpaid leave	24	11%
Extensions on academic work (comprehensive exams, MA due dates, term papers)	47	22%
Paid leave	10	5%
Breast feeding space	26	12%
Childcare assistance	0	0%
None	26	12%
I have no idea	136	64%
Other	12	6%



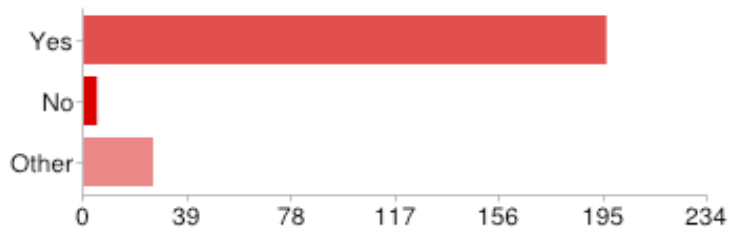
**QUESTION FOUR: WHAT ACCOMMODATIONS DO YOU THINK WOULD BE MOST IMPORTANT FOR GRADUATE STUDENTS WHO HAVE OR ADOPT A CHILD?**

Unpaid leave	48	23%
Extensions on academic work (comprehensive exams, MA due dates, term papers)	180	85%
Paid leave	141	67%
Breast feeding space	84	40%
Childcare assistance	137	65%
None	0	0%
Other	20	9%



**QUESTION FIVE: DO YOU THINK IT WOULD BE HELPFUL TO HAVE A UNIVERSITY-WIDE POLICY IN PLACE REGARDING GRADUATE STUDENT PARENTAL LEAVE?**

Yes	196	93%
No	5	2%
Other	26	12%



**QUESTION SIX: HAVE YOU OR OTHER GRADUATE STUDENTS YOU KNOW WANTED TO HAVE OR ADOPT A CHILD DURING GRADUATE SCHOOL BUT DELAYED OUT OF CONCERNS ABOUT ANY OF THE FOLLOWING ISSUES?**

Losing financial support from your department.	80	50%
Losing the respect and support of your advisor or department leaders.	70	44%
Not having the necessary resources and accommodations that would be required to have a child while completing your degree.	142	89%
Other	18	11%

