



SUM Bible College and Theological Seminary (SUM) equips indigenous leaders from America and the nations of the world by offering an affordable theological education combining academic instruction with practical hands-on ministry and personal mentorship. Our mission empowers these leaders to be instruments of change in their communities.

STUDENT ACHIEVEMENT FROM 2007-2015

MAY 26, 2016

Submitted by

SUM Research

Ms. Lauren Waldroff

Alumni Snapshot

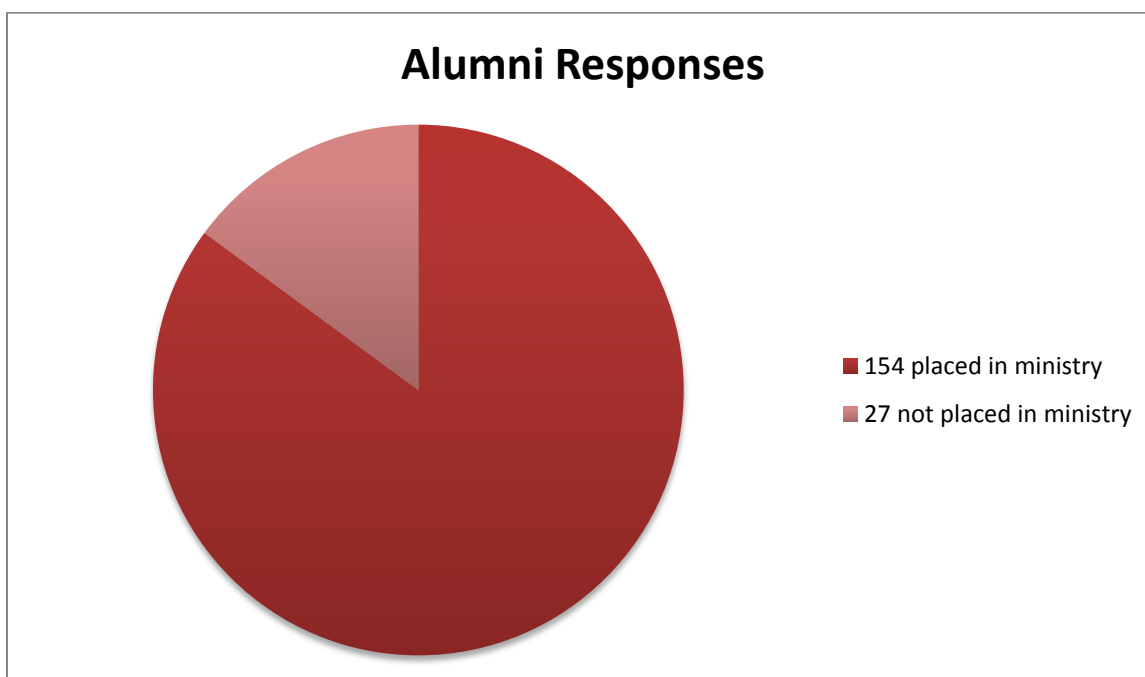
2007-2015 Graduates

Males	Females	Total
106	124	230

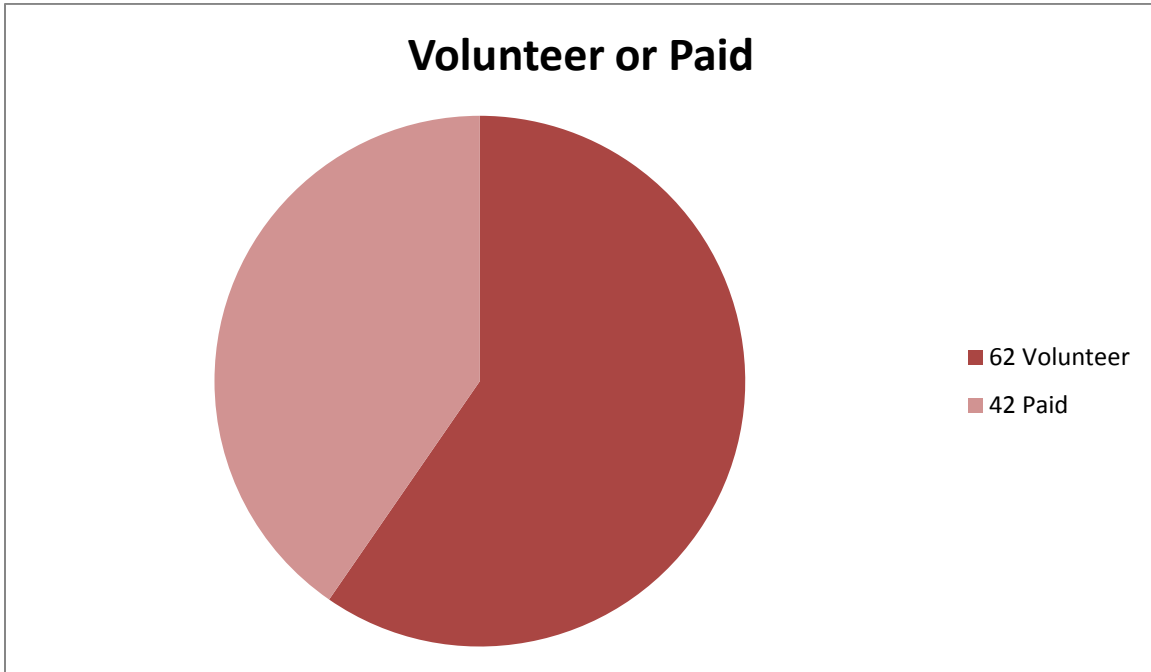
Alumni Placement Data

Data was collected from SUM graduates from 2007-2015. Over the past eight years, 230 students have graduated from one of the programs offered at the institution. Of the alumni, 106 are males and 124 are females. A placement study was conducted during the 2015-16 school year. Alumni were contacted for updated information regarding their placement in ministry. Alumni were asked whether they are in paid or voluntary positions, what pay bracket they are in, and if the ministry training they received while at SUM is helpful to their current placement in ministry.

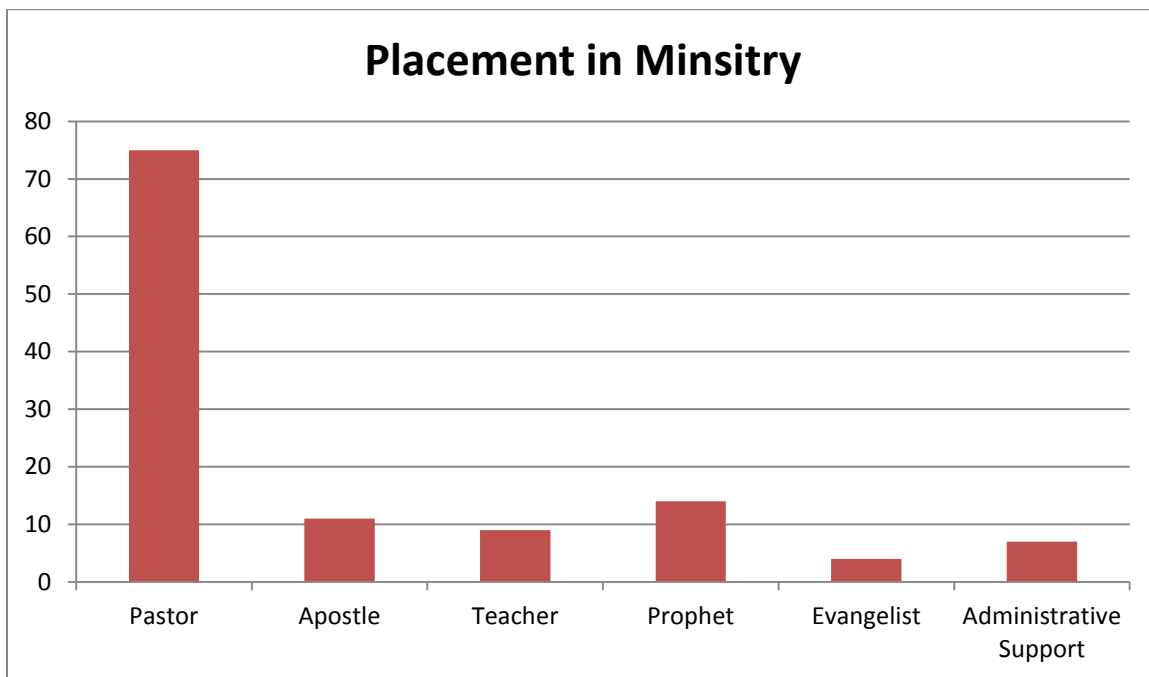
Of the 230 students on the list, 181 students provided information on their current placement in ministry. The placement of the 230 alumni is represented in the chart below. Of the 181 contacted students, 154 are placed in ministry. Twenty-seven students are not currently placed in ministry. While there were multiple attempts made to contact each alumnus, the institution was unable to make contact with 49 alumni. The data that was collected shows that 85% of SUM alumni are actively serving in ministry.



Alumni were asked whether they were paid in their ministry position or if they were strictly in a volunteer position. Of the 154 alumni who were contacted, 104 provided information on their position in ministry. The chart below shows that 62 alumni are serving in voluntary positions. Forty-two alumni are serving in paid positions.



Alumni who stated that they were currently serving in ministry were asked to share the type of ministry they engage in on a consistent basis. The responses were categorized into pastor, missionary, teacher, worship, support, or unknown. The pastor category covers any type of pastoral position including the following: senior pastor, youth pastor, children’s pastor, associate pastor, etc. The apostle category consists of any missions work in the U.S. or in other countries. The teacher category covers those who are operating as teachers in churches, Christian schools or Christian colleges. The prophet category consists of those who serve in a leadership position on a worship team or other prophetic offices. The evangelist category consists of those who serve in outreach ministries or traveling preaching positions. The administrative support category broadly covers responses related to administration, assisting or volunteering. The graph below shows the alumni placement in ministry.



Completions by Gender and Race as Reported to IPEDS

Completion data reported to IPEDS from 2007-2014 is depicted in the charts below. The awards conferred include a “< 1 Year” award. The award was a ministry certificate and is no longer offered at SUM.

2007-2014 Completers

Award Level	Gender	Non Resident Alien	Hispanic - Latino	American Indian or Alaska Native	Asian	Black or African American	Native Hawaiian of Other Pacific Islander	White	Two or More Races	Race/Ethnicity Unknown	Total
< 1 Year	Male		3			3	1	2			9
	Female		4			5	3	3			15
AABS	Male					1	1	1			3
	Female		4			4	2	2			12
BABS	Male		18		4	9	3	29	2		65
	Female	2	12		2	18	11	38	3	1	87
MABS	Male								1		1
	Female		1								1
MACL	Male		1			1					2
	Female		2			1			1		4
MDIV	Male										0
	Female										0
Total:		2	45	0	6	42	21	75	7	1	199