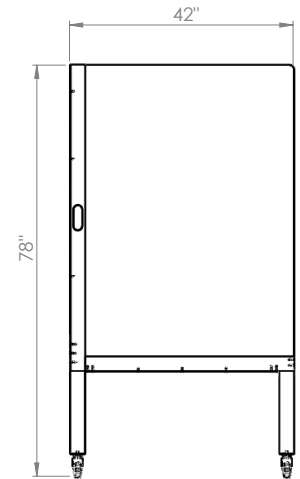
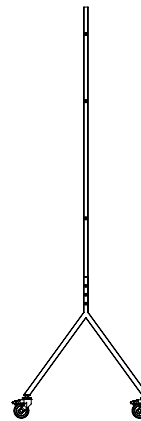
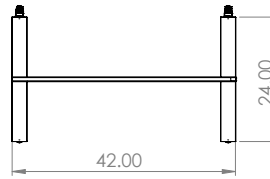


MARC

scale^{1:1}



Dry Erase Board: Two sided durable dry erase surface with virtually no ghosting properties, tough 2mm PVC edge banding.
Base & Frame: Powder Coated Steel for long lasting quality and protection against bumps and dents.
Casters: Four swivel casters with breaks

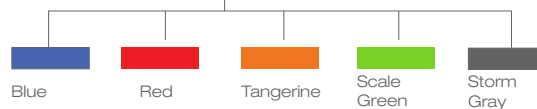
100% Made in USA

finish options

Dry Erase Board: Gloss White



Edge Banding and Steel Frame:



ordering

MARC

MDEB-WDE



*choose Frame and Edge Banding Code and Enter into box to complete ordering

Edge Banding

- AB: Artic Blue
- RD: Red
- TN: Tangerine
- SG: Scale Green
- GY: Gray

