


Booms

Model EB - Fixed Length Fork Lift Booms

Use the efficient, economical Fixed Length Boom attachment when telescoping is not required.

IN-STOCK PROGRAM



Fixed Length Model
EB-40 Shown

PRODUCT FEATURES:

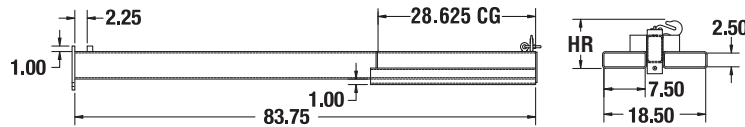
- Fixed length.
- Restraining chain with grab hook.

EB-15 - Lightweight

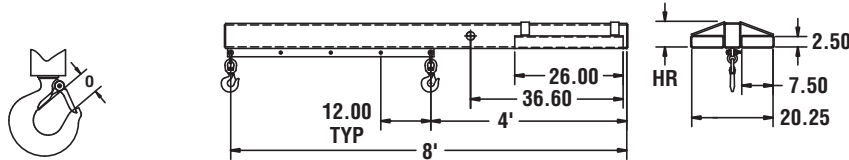
- Accepts up to a 2" wide sling.
- Optional swivel hook available.

EB-40 - Fixed Length

- 5 alternate hook positions.
- Fixed or swivel hooks available.



EB-15



EB-40

NOTE: All dimensions on drawings shown in inches unless stated.

SPECIFICATIONS

Model Number	Maximum Capacity (lbs.)	Headroom HR (in.)	Hook Opening O (in.)	Maximum Capacity @ Hook Position - (lbs.)					Weight (lbs.)
				4'	5'	6'	7'	8'	
EB-15	1500	7.00	1.00	-	-	-	-	-	185
EB-40	4000	6.30	1.09	4000	3500	3000	2500	2000	240

WARNING

Capacity of lift truck and attachment combination may be less than capacity shown on attachment. Consult lift truck manufacturer.



The Caldwell Group • 800-628-4263 • www.caldwellinc.com

Lif-Truc™ Section
2011-2013 Master Catalog