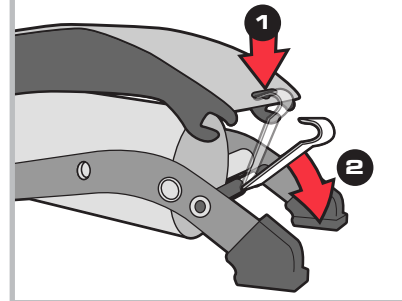
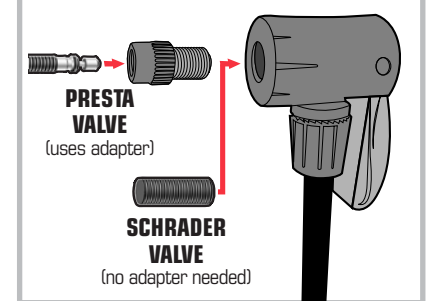
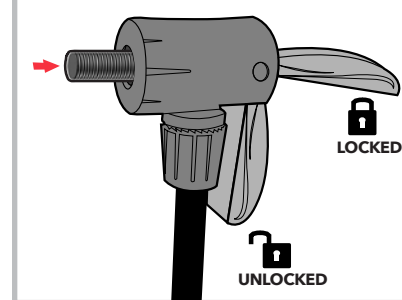
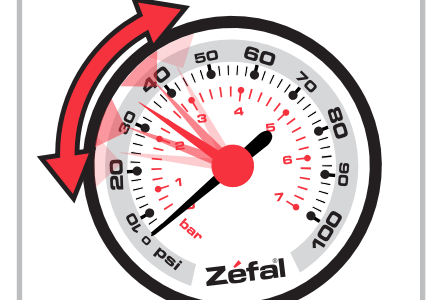


1. Release metal hook retaining the foot pedal by slightly depressing the foot pedal and rotating the retaining hook out of the way (see Fig 1).
2. Determine style of valve stem. Pump head is designed for Schrader valve. For Presta, use Presta valve adapter located under thumblock lever of pumphead (see Fig 2). Slide pump head onto valve or adapter. Flip the lever to lock pump head onto the valve stem (see Fig 3).
3. Set pressure minder by rotating the gauge housing to desired setting (see Fig 4).
4. To inflate, place foot on foot pedal and depress the foot pedal until it is fully compressed (see Fig 5). Lighten the pressure on your foot and the pump will return to the start position. Once returned to fully extended position repeat the process until black pressure needle reaches your desired pressure.
5. Flip lock lever down on the pump head and remove pump head from the valve stem (see Fig 2).
6. Lock the foot pedal in the compressed position, by compressing the pedal fully and rotating the metal retaining hook into the upward position locking the foot pedal in place (reverse of Step 1).

**Fig.1****Fig.2****Fig.3****Fig.4****Fig.5**