

# Embrace Double Gauze Pom-Pom Infinity Scarf

Featuring Fun Dot Embrace Blue

Fabric Requirements:

Embrace Double Gauze - 2 yards

Pom-Pom Trim - 2 yards

(we used Belagio® BP-101 in Silver)

Notions:

Basic sewing supplies

Coordinating thread

Universal 70/10 Needle

(we like SCHMETZ Universal 70/10)

Hand sewing needle

Pins (we like Dritz)

The information in this pattern is presented in good faith. Every effort has been taken to assure the accuracy herein.



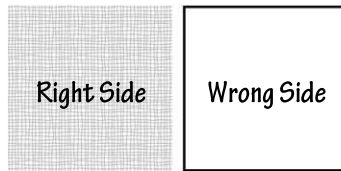
© 2015 Shannon Fabrics  
3131 S. Alameda St.  
Los Angeles, CA 90058  
866.624.5252  
[www.shannonfabrics.com](http://www.shannonfabrics.com)

# Embrace Double Gauze Pom-Pom Infinity Scarf



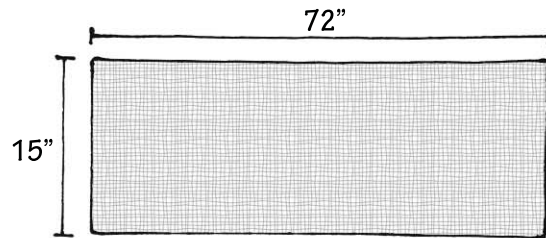
# Embrace Double Gauze Pom-Pom Infinity Scarf

## Instructions:




Cut a strip of Embrace Double Gauze 15" WOF x 72" lengthwise from your yardage.


Place your strip right side up on a flat surface.



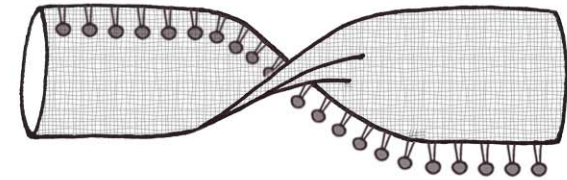
Place your pom-pom trim, lengthwise, along the top of your Embrace, right sides together, and poms pointing down. Pin in place.



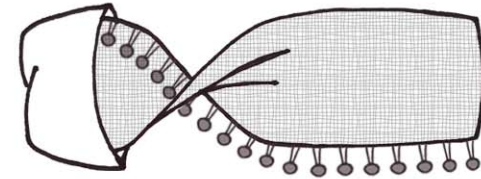
Fold the fabric in half lengthwise, right sides together, Pin well. Using a 1/4" seam, sew slowly along the length of the scarf, being sure to catch the edging of the pom-pom trim in your stitching, but not catching the actual pom-poms. Turn right side out.




Placing your hand on one end of the scarf, take the other end and flip it one time over, creating a twist in the middle.



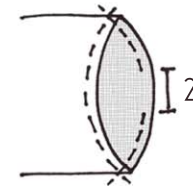
Starting at one end, begin turning your scarf wrong side out, taking care so that the twist in the middle remains.



Continue turning the scarf wrong side out until the short ends meet. Your seams should be on opposite sides of each other.



Pin at the seams, right sides together. Ease the rest of the edges to meet, and pin. Using a 1/4" seam, sew along the ends of the scarf, leaving a 2" gap for turning. Be sure to backstitch when beginning and ending your seam.



Gently turn right side out and close your opening with an invisible or slip stitch.

For more tips on working with Embrace Double Gauze, visit [www.shannonfabrics.com](http://www.shannonfabrics.com).