










Directions

1. Customize the back side of the card with a Bible verse, your Church or group’s information, etc.
2. Print your Christian Kindness Cards on cardstock paper.
3. Cut your cards and fold in half (*follow the directions below*).
4. Hand out your cards when you do Christian Kindness.

Tip: Keep a few Christian Kindness Cards in your pocket, wallet, purse, etc. for spontaneous outreach opportunities.

Fold
↓

	Front Side	Back Side
Cut →	<p>This Planned Act of Christian Kindness[®] is a reflection of what Jesus freely gave to us all. His words, actions, and the ultimate sacrifice He made on the cross was for our salvation and freedom.</p> <p>#ChristianKindness </p>	  Learn more + Share your faith at acts18.org
Cut →	<p>This Planned Act of Christian Kindness[®] is a reflection of what Jesus freely gave to us all. His words, actions, and the ultimate sacrifice He made on the cross was for our salvation and freedom.</p> <p>#ChristianKindness </p>	 Learn more + Share your faith at acts18.org
Cut →	<p>This Planned Act of Christian Kindness[®] is a reflection of what Jesus freely gave to us all. His words, actions, and the ultimate sacrifice He made on the cross was for our salvation and freedom.</p> <p>#ChristianKindness </p>	 Learn more + Share your faith at acts18.org
Cut →	<p>This Planned Act of Christian Kindness[®] is a reflection of what Jesus freely gave to us all. His words, actions, and the ultimate sacrifice He made on the cross was for our salvation and freedom.</p> <p>#ChristianKindness </p>	 Learn more + Share your faith at acts18.org

Download more free Christian Kindness Cards at www.acts18.org/cards.