

We bussed it down to Warwick for a fixture against a Midlands conference XI where SUCC returned to form with a good win, Hill 70 and Pearson 66no were in the runs and Hill amongst the wickets. We then moved down to the Olympia Hotel, our final stop, in London. We lost to the strong Cricket conference XI, Wiles strong pre-lunch form and the rest of the team nobbled by the incredible spread at lunch, going from 1 for 100 to all out about 170., there being a corporate day (feast?) being conducted. After the post-match drinks, the fund-raiser movie horse-races drew a few desperates. Luke won big but then gave it all back.

A good team effort (with a fire-breathing horse on the pitch at one point) saw a win against Lloyds at Maori ground, another versus Alan Chamberlain's Alexandra Park side followed. Pelly and Wilson got 50's and Webber quick runs in a good team batting performance, then after good bowling by the unlucky Farrow, Bonnell, Hill and Salisbury, former SUCC man Richard Kelly's batting although top score with 44 was restricted by the extra cover and gully fielding 'walls' set by Hill and bowling to those fields by McGowan and Wilson respectively. In our final fixture an MCC XI was met at Shenley Park north of London on a cold, drizzly day. A late start but 50 overs each to be played. Salisbury's first ball, the pace and bounce accounted for Zimbabwe's Andy Flower, to a good catch by Williams at slip. Each of Pearson, Farrow, Bonnell and Hill went on to bowl well and the fielding and Luke's keeping were superb. Wiles took a good catch on the boundary. MCC were all out for 135 inside the 50 overs after 300 looked possible early. Unfortunately our batting did not fire against good but not unplayable bowling on a helpful moist pitch. Chris Williams produced the best batting with 25 or so after Nick Ridley got some early. Wilson batting at seven stayed with Williams for a promising partnership, but when Wilson was removed by British Unis squad member James, a left arm orthodox spinner, Williams tried a bit hit against the same bowler and it was soon over quickly, James taking 4-18. They were interesting opposition with one current test bat, two Irish internationals, Alun Lewis (who has the most Irish caps) and A R Dunlop, Mark Crawley, brother of John, himself an Oxford Uni and Notts county player. A pleasant ground but it felt a bit odd to out amidst farmland in the mist and cold playing such a team. The cold showers after our disappointing batting were not a highlight, but the social chat later over drinks with the opposition, was warm and friendly, the Irishmen and Andy Flower in particular, whose cricket Pearso sorted out (perhaps it was vice versa). SUCC Country tour veteran, Richard Montgomery ('Montie'), joined us at Shenley Park and later that evening before leaving early the next morning for a Northants' fixture in which he was captaining.

The tour dinner at the Trattoo the following night (following hard and good work by Farrow on finding a suitable - i.e. robust - venue) saw extreme inebriation for some, speeches and toasts on the way there and topped off by the 6am departure for flights to Greece for the majority. Max was rightly saluted and presented with a gift for the work which went into producing the tour which featured excellence of organisation, playing opposition and hospitality. Max also celebrated his retirement with several bottles of Moet. The restaurateur's concern with flying liquids, food, plates, cutlery etc was probably softened with thoughts of the revenue from the party who were disposing of their remaining pounds along with any pressure build-ups and taking a 'hang the expense' attitude otherwise. Al Chamberlain and Dave Butchart were good enough or foolish enough to join us during the night.

All survived the dinner and later escapades around London and apparently caught their respective flights. McGowan, Wiles and McIntosh remain overseas. Eleven of sixteen scheduled fixtures were played, and five were won, six lost. Our performances varied from (just) respectable to impressive. The after match team pint-scutling salute generally brought entertainment to our hosts and some admiration of the skills of our several top performers and the improvers. Our tour uniform of blazer, tie and Chinos was of great value in producing a positive reaction, especially at Lords. Thanks to Chris and others for their work on that. The tour was a great success, those responsible are thanked above and the next and third UK tour will leave in 2001 with planning to start in say 1999. A possible 1999 West Indies tour was under discussion at a recent reunion lunch kindly hosted by Tom Cowan.

All the squad contributed good performances at different times. Liam McGowan surprised many who had not played with him, pleasantly with his dashing stroke play, less pleasantly at times with his "dashing" calling and running. Tom Cowan impressed particularly at Castleford's Townville club with the cooling towers in the mid-distance contrasting with the elegance of his stroke play. Matt Webber and Liam were inspirational with committed fielding on the often surprisingly hard outfield. Brendan with his all-round play and Richard led by example and all players in the tour party received equitable playing opportunities under tour selectors Hill, Bonnell and Farrow. Williams led home the night-time best and fairest competition, with Wiles putting in '110 per cent' chasing him, Pelly and McIntosh also figuring in the discussions of form and technique.

The consensus is that, except for a little too much rain, the tour was a resounding success. This brief report and the results and statistics printed on the inside back cover were produced and included to take advantage of a delay in printing this club Annual Report. A fuller report on the tour may be published later.

Mark Wilson

EXTRACT "AUSTRALIAN" 3/4/97
"CRICKET CLUB'S HEART AND SOUL"
W.E.P. HARRIS

Dentist, sports broadcaster, cricket administrator
Born Winton, Queensland, 13 October 1925
Died Brisbane, Queensland, 22 March 1997, aged 72

The main cricket ground at the University of Queensland is a green carpet set among gum trees, overlooking a sleepy reach of the Brisbane River. On the western boundary there is a clubhouse officially named the W.E.P. Harris Pavilion, a tranquil place of Saturday afternoon torpor that converts to evening hubbub as university players return to relive the day's events. Grand stories are told over a beer and a Weppa Burger, a culinary treat that possess powers of rejuvenation.

One of the most prominent features of the pavilion was Wep Harris himself. He was always there in his many roles with the University of Queensland Cricket Club, which included honorary secretary, curator, selector, team manager, provedore and media liaison person.

It was impossible to miss him. You were most likely to hear him first. When excited, which was often if he was near a cricket ground, his voice was not unlike that of Batman's arch-enemy the Penguin. He punctuated his statements with "wah" waves his arms furiously and cackled at the crescendo of his own stories. However, most sentences remained unfinished: he relied on the listener to work out what he was trying to say. The best of us struggled when he made requests such as: "Get the, wah, whattycall out of the thingo, willya".

And he always had his radio. Wep loved radio and was never without one, or even two. They were always unconventional radios, the type that come with a subscription to *Baseball in Chinchilla* or something similar. Frustratingly apparent to everyone except Wep, they were never quite tuned to the station.

If somehow you hadn't heard him around the clubhouse, he would appear laden down with all the items necessary to carry out his responsibilities and some designed to keep him entertained. He had a collection of "things" draped around his neck which, from a distance, looked like a mayoral chain of office. These included his glasses and his huge key ring, which included the only known key to a room under the pavilion - secret vestry filled with cricket gear, balls and boxes of chewing gum and chocolate. It was known as "the Weppary".

Occasionally he took a break in what became known as Wep's Chair. His little sitdowns usually coincided with a horse race and his tiny wagers had the capacity to generate squawking excitement.

William Edward Pender Harris was born in 1925, the eldest of six children. He spent his childhood on the family sheep property outside Winton in Western Queensland, where he took school lessons by correspondence. In the Depression the family moved to Rockhampton to help run grandfather's store. Wep was introduced to sport and was hooked. He became a keen sports enthusiast, playing, watching, listening, keeping statistics and remembering stories. A capable sportsman, he became captain of the cricket and tennis teams at Rockhampton Grammar School.

When he left school Wep volunteered for the RAAF. He served at Madang and Lae, where he was "under constant bombardment from the Rockhampton Ladies Committee of the Australian Comfort Fund". He played cricket on the famous Madang Oval and ran into the punishment of one Ray Lindwall, who fancied Wep's bowling.

On returning home, he studied dentistry at the University of Queensland and lived at St John's College. He played in the B-grade cricket team under Clem Jones before making his A-grade debut, in which he tormented opponents with what one teammate has described as "guileful-looking left-armers". He was never a world beater, but he played enthusiastically and once took 7/58.

After graduating as a dentist, he practised in Longreach. Here his work as cricket administrator began. He founded the Central West Cricket Association and served as its delegate to the Queensland Country Cricket Association long after his return to Brisbane in 1955. During his time in Longreach the ABC invited him to call the buckjumping at the local rodeo for radio, thus beginning a long association with the national broadcaster.

In Brisbane he continued to work as a hospital dentist. But sport was his first passion. He read widely on all sports, devouring newspapers from Brisbane, Melbourne and Sydney and committing most of the sports statistics to memory. He continued to play cricket in the lower grades but it is for his work as an administrator that he will be remembered. He helped to establish the Queensland Cricketers Club and served as its foundation secretary and later as president before being made a life member. This honour was also bestowed on him by Queensland Cricket and by the University of Queensland Sports Union.

At St Lucia, Wep was university cricket. He had been honorary secretary since 1958, serving tirelessly without any hint of self-promotion. He did everything needed to keep a cricket club going, the quintessential club stalwart whose sincerity and passion were infectious. Like a long serving schoolteacher, he watched families of cricketers come through the club: fathers, sons, brothers. He was a patient man, free of any malice, and is remembered with great affection by all who knew him. In November more than 300 people attended a testimonial dinner organised for him by the club.

The W.E.P. Harris Pavilion will continue to watch over the beautiful University Oval; new cricketers will come to know of its namesake, whose greatness was in his love of people, his willingness to help them, his happy optimism and his complete freedom to be himself.

Wep Harris is survived by his brothers John, Philip, Roger and Owen and his sister, Lila.

John Harms

Freelance writer John Harms was rejuvenated by Weppa Burgers on many summer Saturday evenings in the 1980's.

OBITUARIES

The Club extends its sympathy to the friends and relatives of the following former SUCC players who passed away during the last year or so.

SIR GEORGE STENING died on 17 July 1996, aged 92.

George Grafton Lees Stening was born at Grafton on 16 February 1904 and entered Sydney University as an exhibitioner in Medicine in 1922. He graduated in 1927, having achieved honours in each year of his course. His academic career at Sydney Boys' High School had been exceptional and he also had excelled at sports, particularly tennis and cricket.

He first appeared for the Club in 1922-23 and was Honorary Secretary of the 'Wednesday XI' in 1923-24. His son, Frank played 1st Grade for University from 1955 until 1961, taking 114 wickets as a destructive fast bowler, and one of his grandsons, Michael, also played for the Club from 1982 until 1985.

Sir George was a distinguished surgeon and gynaecologist, in private practice in Macquarie Street, and, for a time, lectured in gynaecology at Sydney University. He also served in the Second A.L.F., becoming commanding officer of the Australian General Hospital at Alexandria from 1941 to 1944. He was knighted in 1968 and continued to work tirelessly with the Order of St John of Jerusalem.

Maintaining his interest in sports throughout his life, he played golf into his 90s. In 1935, he married Kathleen Packer, a sister of Sir Frank Packer, and was survived by his widow, a son and a daughter to whom the Club offers its sympathy.

James Rodgers

NORMAN FALK died on 27 August 1996

The club notes with regret the passing of Norman Falk, our longest serving Vice President (first elected in 1936). Between 1932 and 1936, he scored 1718 runs in First Grade for Sydney University at an average of 35.79, with a highest score of 125 not out, as well as claiming two wickets for five runs. Awarded a Blue in 1933, he served as Honorary Secretary in 1933-34. In 1933-34, Sydney University's First Grade finished last, but Falk scored 429 runs at 53.62 to head the batting easily. In 1934-35 he made 577 runs at 52.45 in a side that came sixth. In his first season in First Grade, 1932-33 he represented NSW Colts against Queensland Colts in Brisbane, opening the batting with Alan McGilvray and scoring 70. After graduation, he appeared for North Sydney. He had represented the GPS 1st XI in 1931-32. His sons, Andrew (for Sydney University 1971-74) and Michael (for Gordon) played First Grade cricket and a grandson, David has played for Gordon after leading Shore to the GPS Premiership in 1995-96. All three generations appeared for Shore in GPS premiership teams. The Club extends its condolences to Mr Falk's family, particularly his wife, Bobby.

1st Grade Career for Sydney University (1932-36)

| Inns | NO | HS | Runs | Ave | Wkts | Runs | Ave |
|------|----|-------|------|------|------|------|-----|
| 56 | 8 | 125no | 1718 | 35.8 | 2 | 5 | 2.5 |

James Rodgers

DOCTOR ALEXANDER WILLIAM (ALEC) ROSS died on 30 August 1996, aged 90

Dr Ross was one of the finest all-round sportsmen ever to emerge from Sydney University. Born in Cundleton on 24 November 1905, he first gave notice of his rich talents at Sydney Grammar School in the early 1920s. In 1921, 1922 and 1923 he was fullback in the 1st XV and laid the foundations for an exceptional career in Rugby Union. The Grammar teams of 1921 and 1922 won GPS premierships, the 1922 team winning every match on the way to Grammar's fourth successive premiership. Small even for a schoolboy, Ross was nonetheless an undisputed choice as the GPS fullback. He was also a member of the Grammar 1st XI in 1922 and 1923. The highlight of his efforts in 1922 (when he scored 550 runs at 26.19) was an impressive double of 70 and 50 against Melbourne Grammar, when he shared in century opening partnerships with C H MacKenzie in each innings. The 'Sydneyian' judged him to be "Rapidly becoming a sound bat; watches and times well; safe field; promising wicket-keep". In 1923, when he led the side and scored 802 runs at 36.45, he amassed 190 against Newington at Stanmore: the 'Sydneyian' records that "Ross was at the wickets for over three hours, scoring his last 115 in just an hour after lunch". By any standards that rate of scoring was highly satisfactory, but the 'Sydneyian' was hard to impress, summing him up simply as "A good defensive bat". He represented GPS as a wicket-keeper.

In 1924, Alec Ross enrolled in medicine at Sydney University and he joined the cricket club at the start of the 1924-25 season. Graded in Seconds, he marked his first appearance for the club by scoring 95 not out (in a total of 182) against Waverley. After he scored 90 against Manly in Round Two, he earned promotion to First Grade in Round Three. He joined a team that included Test batsman Johnny Taylor, NSW representatives H O Rock, A D Mayes, Otto Nothling and J E P Hogg. In his first game, both openers, Rock and Mayes, went without scoring but Ross assisted Taylor (93) in rebuilding the innings, and the Herald noted that "Ross, who got 30, hit five fours". Rain ended the match when Waverley, chasing 243, had reached 2 for 61. Ross's second match in Firsts, against Manly, was remarkable. Manly batted first and J V Garner (8-14) and O E Nothling (2-14) bowled unchanged through an innings of only 33, in which the Herald commented on Ross's "high class" fielding. University built a lead of 153 on the first innings, Ross making 28, but a strong recovery from Manly set University 98 to win in the final innings of the game. Ross made 13 in University's total of 97 as the game ended in a tie.

Ross retained his place in the side for the rest of 1924-25, scoring 340 runs at 42.50. His best efforts were 81 not out against Petersham and 54 against Sydney. University finished second in the First Grade competition.

The most successful day of Alec Ross's cricketing career was 4 October 1926, when Manly travelled to University for the second round of the 1926-27 grade competition. Winning the toss, University batted first and in less than three and a half hours scored 4 declared for 391. The Daily Telegraph reported:

A feature of the day's play was a brilliant double century by A W Ross for University against Manly. He flogged the bowling without mercy, scoring all round the wicket. Ross was not troubled by any of the bowlers and his total of 201 took him only 194 minutes to compile. Included in his total were 30 fours and one five. Last season, Ross showed fine form in grade cricket and it would not be surprising this year to see him gain the double honour of representing his State at cricket as well as football.

Manly's batting collapsed in reply, with the exception of opener Les Gwynne, who at close of play was unbeaten on 175 - in a total of 8 for 257. All this in a one-day game that ended in a draw after 648 runs had been scored. In the 1926-27 season, Ross made 555 runs at 39.64 in First Grade. In his last season for University, 1929-30, the former wicket keeper was pressed into service as an opening bowler and took 33 wickets at 18.60, taking 5-40 against Western Suburbs (including the wicket of Warren Bardsley, caught and bowled) and 3-19 and 5-44 against Northern District. Against Glebe he claimed 4-52 after scoring 81. In his First Grade career for University, Ross scored 1680 runs at 30.54 and took 79 wickets at 24.33. After graduation, he continued to appear in first Grade cricket for Paddington.

Yet it is Ross's fame as a Rugby Union player that will endure: he is still regarded as one of the greatest of all fullbacks produced by Australia. In the Sydney competition he played 106 First Grade matches (66 for University, 22 for Easts, whom he led to the 1931 premiership, and 18 for Manly) and he represented New South Wales in 25 matches (apart from his appearances on the 1927-28 Waratahs tour), scoring 119 points. Ross played 20 Tests between 1925 and 1934. He was not yet 20 when he made his first international appearance, against the all Blacks in 1925. The man he replaced as New South Wales' fullback, Otto Nothling, was his Sydney University cricketing teammate.

Ross was the outstanding player on the 1927-28 Waratahs tour of Great Britain, France and North America. The only fullback selected for the tour (which lasted from July 1927 to March 1928), he appeared in 29 of the 31 official matches, including all five Tests. The Waratahs were recognised as the Australian representative team, as no Queensland Union then existed. They won 24 matches on tour (beating Wales, Ireland and France) and drew three, while earning an enduring reputation for their uninhibited running game. After the Waratahs drew with London, 'All Sports Magazine' claimed that:

Alexander William Ross, who holds down the last line of defence for the Waratahs, will surely go down in Rugby history as one of the great fullbacks of the game...He set the seal on his reputation with a magnificent display in the match against London at Twickenham. I never want to see better fullback play than Ross gave us that day under conditions that put him to the severest test. His fielding of the slippery ball, his positioning and sense of anticipation, his powerful kicking to touch, and the fearless way he went down at the feet of the onrushing forwards, were all done without any real fault. He looked, as indeed he was, the great artist. Once or twice, when he went down to save ugly situations, he was lucky, I thought, to escape penalty for lying on the ball. That, at any rate, was an

advertisement of his courage, for he who lies on the ball runs grave risk of being kicked off it. There is not so very much of Ross, for he weighs less than 11 stone and stands somewhere about 5 feet 7 inches. But heart, muscle and skill combine to make him a rock in the way of opponents' attacks.

Some of his teammates claimed that Ross did not drop a single ball on the whole of the Waratah tour. The British press debated whether Ross or the Maori George Nepia was the world's greatest fullback. The role of the fullback in Ross's era was predominantly defensive, and he performed his defensive tasks exceptionally well, but he was also one of the first Rugby fullbacks to add an attacking, running dimension to his game.

In 1929, Ross was Australia's fullback in the first Test against New Zealand and so participated in Australia's historic whitewash of the All Blacks in a three-test series: the only time Australia has ever achieved this result. He regained his place in 1930, when Australia beat the British Lions 6-5 at the SCG.

In 1932, he appeared in all three Tests against New Zealand and he was named as captain of Australia's first team to tour South Africa in 1933. Early in the tour he was required to have his appendix removed and he appeared in only one Test (the fourth and final), which Australia won spectacularly, 15-4.

Even then, there remained one flourish in his international career. In 1934 he was a member of the Australian side that defeated New Zealand 25-11 at Sydney (Ross contributing 13 points), and then drew the second Test 3-3, to regain the Bledisloe Cup. Although his international career consisted of only 20 Tests (in which he scored 39 points from 6 goals and 9 penalty goals), he sustained exceptional form at the highest level of the game for ten years, a remarkable achievement.

Graduating in 1932, Dr Ross established a medical practice on Sydney's north shore. He did not seek out fame, and in his later years he frustrated more than one interviewer by his reluctance to discuss his own achievements. Before his death, he was the last surviving member of the great 1927-28 Waratah team and the oldest Vice President of the Cricket Club, having first been elected from 1930 to 1932 and again since 1981. The club extends its sympathy and condolences to Dr Ross's family.

1st Grade Career for Sydney University (1924-30)

| Inns | N.O. | H.S. | Runs | Ave | Wkts | Runs | Ave |
|------|------|------|------|------|------|------|------|
| 69 | 14 | 201 | 1680 | 30.6 | 79 | 1922 | 24.3 |

Max Bonnell

PROFESSOR BRUCE TOOMBA MAYES, C.M.G., MVO, FRCS (E), FRCOG, FRACOG, FRACP, died on 2 December 1996, aged 93

At the time of his death, Bruce Mayes was the Club's oldest former player.

The club notes with regret the passing (at the age of 93) of Professor Bruce Toomba Mayes. Born on 1 May 1903, and educated at Toowoomba Grammar School, Bruce Mayes represented the club for five seasons (1922-27) and served as Assistant Secretary. In his only First Grade match, in 1924-25, he scored 5. His brother, Alec Mayes, played First Grade for University as well as representing NSW and Queensland in ten first class matches.

Upon graduation from the School of Medicine at Sydney University, Bruce Mayes won a travelling fellowship that took him to University College London, where he specialised in gynaecology and obstetrics. A consultant obstetrician at the Royal Hospital for Women and St Margaret's Hospital, he was the Founder and first Director of the Queen Elizabeth II Research Institute for mothers and Infants at Sydney University, where he became a Professor of Obstetrics and Gynaecology and was Dean of Medicine from 1957 to 1959.

Bruce Mayes served in the RAAF in 1942 and 1943. He married Edna Stone with whom he had two daughters. The author of various medical texts, he published his autobiography (Babies for Ladies) in 1987.

The club extends its sympathies to professor Mayes' family.

James Rodgers

GLADYS MABEL HAMBLIN, died on 22 August 1996, aged 99

Mrs Hamblin was the grandmother of Peter and David Hamblin who both played 1st Grade for the club during the 1980's. She died at Mt St Joseph's Home in Young.

The Club extends its sympathies to her son, John and to her four grandchildren and six great grandchildren.

James Rodgers

DENYS NEEDHAM, died on 8 January 1997 aged 77

The Honourable Denys Needham was a leading figure in the law in New South Wales as a barrister for 25 years and as a Judge of the NSW Supreme Court.

Needham was educated at The King's School and at Canberra Grammar. He graduated in Arts from Sydney University and then served as a gunner with the 2/5th Field Regiment in Papua New Guinea and Borneo. It was there that he began his law studies, returning to Sydney University in 1946 and graduating with first class honours.

He had a lifelong interest in sports and played with the club after the Second World War, mainly in 3rd Grade as a middle order batsman and an accurate bowler. He played 4th Grade briefly in 1948-49 when he averaged 30.8 with the bat. In two full seasons, he scored 505 runs in 3rd and 4th Grades. He was elected as a Vice President of the Club in every season from 1952.

His productive legal practice then took much of his time but he continued to play with the veterans' team in the city and suburban competition well after he had passed his fiftieth birthday.

Greg Scahill played in the same 4th Grade team in 1947-48 as Denys Needham and then, for many years, in the Vets. He writes: "He was of elegant bearing, sociable and the possessor of a dry, understated sense of humour. He was very much a family man and was loyal to his old school, King's. An indication of his rather mock-heroic style is in the attached letter to the 'Sydney Morning Herald' in 1985. (See below)

The 'Herald' published an official obituary from which we reproduce the following extracts.

"He served on the Council of the NSW Bar Association for many years and was elected its President in 1972. He was counsel assisting the Moffitt Royal Commission into crime in clubs."

"In 1974, he was appointed to the Equity Division of the Supreme Court where he served as a Judge until his retirement in 1989..."

"He was respected throughout the legal profession for his unfailing courtesy to all in Court, for his intellectual prowess and for the clarity of his judgments".

The Club extends its sincere sympathy to Mr Justice Needham's wife, Ann and his five children.

James Rodgers

Extract from Letters to the Editor, *Sydney Morning Herald*, October 30, 1985:

"WATCH THE WORDS"

SIR: Having some professional concern with the world of commerce, I usually manage to glance at the CBD column while having breakfast. For some reason, I failed to do so last Tuesday, and it was not until a relative informed my wife that I knew I had been described in CBD as "venerable".

As I come from an ecclesiastical background (one uncle was an archdeacon), my immediate reaction was one of incredulity.

The Macquarie Dictionary gives as the two primary meanings of venerable "worthy of veneration or reverence as on account of high character or office", "commanding respect by reason of age and dignity of appearance". The Universal Dictionary (London 1932), an old (venerable?) family possession, lists a third, namely, "one who has passed the first stage of canonisation, prior to beatification".

I cannot imagine that the author intended to place me in the third category: I would like to think that I had qualified in his eyes for the first, but I have a suspicion, which I am unable to cast out, that he meant only that, in his view at least, I was old.

May I ask that, in future, he use less ambiguous words?

*(Justice) G D Needham
Supreme Court
Sydney*

HUGH FALKINER GIBLIN, died on 24 July 1997 aged 82

Mr Giblin played for the Club from 1933 until 1940 as a sturdy middle order batsman who scored nearly 1900 runs in all Grades and as an occasional bowler who took cheap wickets. He first appeared in 3rd Grade in 1933-34 and by dint of industrious practice worked his way into 1st Grade for two games in the following season. After a productive 2nd Grade season in 1937-38, when he scored 317 runs at 52.8 including his only century (121), he was elected to the General Committee of the Club and finally secured his place in 1st Grade where he enjoyed much success, scoring 402 runs at 26.8 in 1938-39. He was awarded his Blue for cricket in 1940 and, after the Second World War, continued to play for some seasons in the Veterans' team.

The Club's condolences are expressed to Mr Giblin's surviving family - his two children and three grandchildren.

1st Grade Career for Sydney University (1934-40)

| Inns | N.O. | H.S. | Runs | Ave | Wkts | Runs | Ave |
|------|------|------|------|------|------|------|------|
| 33 | 2 | 62* | 575 | 18.6 | 10 | 165 | 16.5 |

James Rodgers

BILL COLE, died on 27 June 1996, aged 60

He was a man of great wit and infinite charm, much loved and greatly respected by all who knew him. Sometime Thespian, academic psychologist, raconteur extraordinaire, welcome in every company, Bill was a Careers Adviser at the University of Sydney. He loved to make people laugh and did so with consummate ease. Wherever you met him, be it in the Bookshop, the Library, the Quadrangle, he would invariably have you shaking with mirth at his humorous and astute commentary on the human condition. In Wales, he would have been a bard, in Ireland, a shanachie - a teller of tales, a weaver of webs.

Bill adored cricket. He loved playing it and he loved talking about it, but he played only one season for the University Veterans, and not more than half a dozen games in that. Nonetheless, Bill's performances in those games are now legendary. I do not use the word legendary in the usual sense here. Bill, by his own admission was unquestionably one of the worst cricketers ever to set foot on a cricket field. Ever a Veteran's Veteran, he often spoke of his "extraordinary lack of talent" and revelled in his ineptness. In a world of cricket stars, Bill stood in as a cricketing black hole. I remember him holding court in the pub, as he loved to do after a game, and announcing that he and David Gower had a lot in common in that they both could make every ball look like a bad one. The only difference was that, while David did it while batting, Bill did it while bowling. Bill's fielding was nothing short of appalling, bringing as he did, new dimensions of immobility to the game. Indeed, it was so bad that some of the other University Veterans began to notice it. In his short Veterans' career, he held no catches, took no wickets, and if he scored a run, then the most patient, painstaking and diligent research has failed to locate the scorebook in which that run is recorded. I recall one over bowled by Bill at St Paul's Oval which went on for most of the afternoon, so numerous were the wides and no balls. It was an over during which the square-leg umpire retired to the boundary in fear of his life: an over during which Bill struck himself on the foot with the

ball; an over during which the ball was, on two occasions, propelled backwards with great speed and fielded by myself at deep mid-on. So quick were Bill's "rear deliveries" that it was suggested to him that he reverse his run-up, and this he did with great effect.

It is often said that there is a cricket field in heaven, and if there is, then even as I write, Bill is on that field dropping catches, not taking wickets, not scoring runs, but delighting the heavenly host with his antics and his endless, delightful commentary. Bill Cole will live forever in the hearts and in the memories of those who knew and loved him so dearly. But while his legendary feats and his stories will be recounted in pubs, pavilions and at Veterans' Annual Dinners for many years to come, I fear that our great University and its Cricket Club, if not the very game itself, are diminished by his passing.

Cyril Latimer

CAREER RECORDS OF CURRENT PLAYERS

| Name | Year | Inns | NO | HS | Runs | Aver | Wkts | Runs | Aver |
|-------------------|------|------|----|------|------|------|------|------|------|
| M. Aitken | 1996 | 7 | 3 | 5 | 13 | 3.3 | 18 | 271 | 15.1 |
| R. Bennison | 1992 | 74 | 18 | 58 | 923 | 16.5 | | | |
| M. Bonnell | 1987 | 85 | 38 | 47* | 471 | 10.0 | 278 | 5318 | 19.1 |
| A. Boukovalu | 1996 | 5 | 2 | 14* | 27 | 9.0 | 0 | 48 | - |
| A. Brown | 1996 | 5 | 1 | 26 | 72 | 18.0 | - | - | - |
| C. Brown | 1995 | 22 | 1 | 100 | 536 | 25.5 | 3 | 41 | 13.7 |
| R. Bryant | 1993 | 26 | 6 | 34 | 178 | 8.9 | 71 | 2153 | 30.3 |
| N. Burgess | 1996 | 2 | 0 | 2 | 2 | 1.0 | 2 | 49 | 24.5 |
| J. Campbell | 1996 | 2 | 1 | 24 | 24 | 24.0 | 0 | 19 | - |
| J. Campbell-Bruce | 1996 | 12 | 2 | 78 | 277 | 27.7 | 2 | 149 | 74.5 |
| G. Carroll | 1996 | 7 | 1 | 34 | 119 | 19.8 | 3 | 69 | 23.0 |
| M. Charrett | 1986 | 36 | 10 | 58 | 581 | 22.3 | 108 | 2484 | 23.0 |
| D. Cheever | 1991 | 61 | 19 | 54* | 842 | 20.0 | 59 | 1529 | 25.9 |
| C. Coleman | 1996 | 2 | 0 | 85 | 120 | 60.0 | | | |
| D. Connell | 1996 | 9 | 2 | 8 | 25 | 3.6 | 20 | 403 | 20.2 |
| A. Connors | 1995 | 24 | 2 | 103 | 534 | 24.2 | 0 | 22 | - |
| O. Corlette | 1995 | 11 | 7 | 29 | 100 | 25.0 | 18 | 354 | 19.7 |
| T. Croft | 1995 | 25 | 5 | 78 | 380 | 19.0 | 38 | 794 | 20.9 |
| A. Dawson | 1989 | 65 | 10 | 102* | 1570 | 28.5 | | | |
| D. Dawson | 1991 | 71 | 13 | 107 | 1245 | 21.5 | 31 | 827 | 26.7 |
| A. Douglas | 1994 | - | - | - | - | - | 0 | 22 | - |
| C. Dowe | 1991 | 86 | 5 | 123 | 2244 | 27.7 | 13 | 366 | 28.2 |
| M. Drain | 1996 | 18 | 1 | 71 | 281 | 16.5 | 0 | 16 | - |
| J. Dunlop | 1990 | 82 | 10 | 109 | 1544 | 21.4 | 98 | 2488 | 25.4 |
| A. Durie | 1995 | 34 | 16 | 13* | 117 | 6.5 | 85 | 2829 | 21.5 |
| A. Elbourne | 1994 | 54 | 1 | 142 | 1770 | 33.4 | 0 | 9 | - |
| M. Evans | 1989 | 115 | 8 | 120 | 2873 | 26.9 | 29 | 688 | 23.7 |
| M. Farrow | 1983 | 126 | 38 | 52 | 1111 | 12.6 | 461 | 8667 | 18.8 |
| M. Freeman | 1995 | 20 | 3 | 31* | 152 | 8.9 | 49 | 1244 | 25.4 |
| B. Gay | 1995 | 11 | 1 | 64 | 253 | 25.3 | 0 | 16 | - |
| M. Golland | 1995 | 2 | - | 5 | 9 | 4.5 | | | |
| P. Gray | 1987 | 100 | 9 | 144 | 2677 | 29.4 | 4 | 119 | 29.8 |
| S. Gray | 1988 | 175 | 14 | 132* | 4218 | 26.2 | 6 | 67 | 11.2 |
| C. Graham | 1996 | 25 | 1 | 125 | 666 | 27.8 | 0 | 5 | - |
| M. Graham | 1996 | 5 | 3 | 4* | 9 | 4.5 | 20 | 289 | 14.5 |
| J. Grimble | 1982 | 187 | 16 | 93 | 3193 | 18.7 | 399 | 8848 | 22.2 |
| L. Hartman | 1991 | 59 | 13 | 60 | 459 | 10.0 | | | |
| C. Herbert | 1996 | 7 | 1 | 19* | 73 | 12.2 | | | |
| N. Hickey | 1996 | 4 | 1 | 19 | 31 | 10.3 | | | |
| B.Hill | 1990 | 105 | 19 | 118 | 1751 | 20.4 | 153 | 4474 | 29.2 |
| D. Hudson | 1995 | 18 | 7 | 24* | 82 | 7.5 | 25 | 619 | 24.8 |
| A. Hutchison | 1996 | 2 | - | 33 | 36 | 18.0 | 0 | 48 | - |
| P. Indrakumar | 1996 | 2 | 1 | 23* | 24 | 24.0 | 1 | 31 | 31.0 |
| T. Jarvis | 1996 | 1 | - | 17 | 17 | 17.0 | | | |
| M. Jennings | 1996 | 1 | - | 27 | 27 | 27.0 | | | |
| S. Jensen | 1995 | 12 | 4 | 17 | 36 | 18.0 | 0 | 48 | - |

| Name | Year | Inns | NO | HS | Runs | Aver | Wkts | Runs | Aver |
|-----------------|------|------|-----|------|------|------|------|------|------|
| B. Karsay | 1996 | 2 | 1 | 12 | 17 | 17.0 | 2 | 79 | 39.5 |
| M. Kelly | 1995 | 38 | 4 | 86 | 750 | 22.1 | 21 | 615 | 29.3 |
| J. Kirrane | 1995 | 6 | - | 47 | 143 | 23.8 | | | |
| W. Knight | 1994 | 66 | 6 | 126* | 1802 | 30.0 | 5 | 115 | 23.0 |
| M. Leemen | 1995 | 22 | 9 | 29 | 187 | 14.4 | 62 | 1164 | 18.8 |
| T. Lester | 1996 | 16 | 3 | 89* | 420 | 32.3 | 6 | 81 | 13.5 |
| P. Logan | 1978 | 245 | 19 | 122 | 5566 | 24.6 | 3 | 101 | 33.7 |
| G. Lovell | 1985 | 132 | 9 | 168 | 3025 | 24.6 | 2 | 79 | 39.5 |
| D. Macintosh | 1991 | 94 | 10 | 125 | 2462 | 29.3 | 39 | 855 | 22.0 |
| D. Martin | 1996 | 1 | 1 | 15* | 15 | - | 1 | 2 | 2.0 |
| L. McGowan | 1995 | 22 | 3 | 79 | 543 | 28.6 | 30 | 492 | 16.4 |
| M. Mesley | 1995 | 25 | 3 | 67 | 536 | 24.4 | | | |
| M. Moore | 1995 | 21 | 4 | 29 | 124 | 7.3 | | | |
| T. Mornane | 1996 | 2 | - | 20 | 20 | 10.0 | 5 | 94 | 18.8 |
| R. Nicholls | 1994 | 24 | 11 | 40* | 224 | 17.2 | 77 | 1623 | 21.1 |
| J. Ormond | 1996 | 15 | 3 | 32 | 140 | 11.7 | 43 | 607 | 14.1 |
| S. Pardy | 1995 | 23 | 3 | 113 | 607 | 30.4 | | | |
| I. Partington | 1991 | 6 | 3 | 7 | 21 | 7.0 | 13 | 292 | 22.5 |
| A. Pearson | 1996 | 21 | 3 | 74* | 551 | 30.6 | 39 | 669 | 17.2 |
| J. Rafter | 1996 | 5 | 1 | 31* | 72 | 18.0 | 7 | 57 | 8.1 |
| A. Ridley | 1986 | 136 | 13 | 135 | 3816 | 31.0 | 2 | 29 | 14.5 |
| N. Ridley | 1991 | 93 | 10 | 148 | 2487 | 30.0 | 1 | 17 | 17.0 |
| S. Robinson | 1996 | 7 | 3 | 64* | 133 | 33.3 | 3 | 149 | 49.7 |
| J. Rodgers | 1972 | 210 | 131 | 26* | 559 | 7.1 | 573 | 9813 | 17.1 |
| D. Rodgers | 1996 | 1 | - | 4 | 4 | 4.0 | 0 | 41 | - |
| A. Rolfe | 1996 | 6 | - | 55 | 81 | 13.5 | | | |
| S. Rose | 1996 | 13 | 0 | 61 | 259 | 19.9 | | | |
| T. Rose | 1996 | 1 | - | 4 | 4 | 4.0 | | | |
| M. Salisbury | 1995 | 35 | 8 | 61* | 584 | 21.6 | 38 | 699 | 18.4 |
| A. Sharp | 1992 | 74 | 13 | 94* | 1016 | 16.7 | 142 | 3861 | 27.2 |
| R. Singh | 1996 | 7 | - | 76 | 147 | 21.0 | | | |
| A. Skinner | 1996 | 10 | - | 51 | 199 | 19.9 | 0 | 29 | - |
| S. Skinner | 1996 | 12 | 4 | 45 | 118 | 14.8 | 41 | 794 | 19.4 |
| H. Smith | 1994 | 26 | 8 | 41* | 381 | 21.7 | 51 | 1255 | 24.6 |
| B. Spencer | 1994 | 57 | 18 | 30* | 369 | 9.5 | 109 | 2346 | 21.5 |
| P. Stanbridge | 1996 | 17 | 4 | 148* | 509 | 39.2 | 21 | 496 | 23.6 |
| P. Stewart | 1996 | 2 | - | 16 | 30 | 15.0 | | | |
| S. Stokes | 1996 | 4 | - | 24 | 74 | 18.5 | 10 | 214 | 21.4 |
| R. Thuraisingam | 1996 | 10 | - | 49 | 168 | 16.8 | 2 | 123 | 61.5 |
| C. Tomko | 1980 | 245 | 24 | 103* | 5691 | 25.8 | 16 | 535 | 33.4 |
| J. Toth | 1996 | 3 | - | 17 | 34 | 11.3 | 4 | 160 | 40.0 |
| T. Watkins | 1989 | 93 | 9 | 150* | 2362 | 28.1 | 0 | 24 | - |
| M. Webber | 1993 | 42 | 1 | 89 | 712 | 17.4 | 23 | 641 | 27.9 |
| A. Webster | 1996 | 12 | 2 | 88 | 159 | 15.9 | 17 | 388 | 22.8 |
| A. Wiles | 1991 | 81 | 20 | 92 | 1561 | 25.6 | 77 | 1777 | 25.0 |
| R. Wiles | 1991 | 112 | 12 | 105* | 2168 | 21.7 | 84 | 2506 | 29.8 |
| C. Williams | 1992 | 78 | 4 | 113 | 1627 | 22.0 | 23 | 531 | 23.1 |
| M. Wilson | 1975 | 196 | 24 | 103 | 3758 | 21.8 | 270 | 5059 | 18.7 |
| M. Wright | 1995 | 8 | 1 | 17* | 80 | 11.4 | 9 | 329 | 36.6 |
| O. Young | 1990 | 56 | 5 | 98 | 1388 | 27.2 | 2 | 16 | 8.0 |

LOWER GRADE ALL TIME BEST PERFORMANCES

2nd Grade

| Name | Years | Inn | NO | HS | Runs | Ave | Name | Years | Wkts | Runs | Ave |
|--------------|-------|-----|----|------|------|------|--------------|-------|------|------|------|
| G. Cooper | 78-92 | 134 | 23 | 148 | 3454 | 31.1 | C. McRae | 72-87 | 220 | 3851 | 17.5 |
| E. LeCouteur | 60-74 | 140 | 17 | 128 | 3372 | 27.4 | C. Elder | 75-90 | 179 | 3068 | 17.1 |
| J. Everett | 54-66 | 72 | 8 | 147* | 2640 | 41.3 | N. Broughton | 08-12 | 169 | 2414 | 14.3 |
| I. Foulsham | 65-76 | 120 | 6 | 123* | 2377 | 20.9 | I. Wolfe | 67-76 | 166 | 3475 | 20.9 |
| T. Jenkins | 82-93 | 81 | 8 | 117 | 2041 | 28.0 | S. Glenday | 76-86 | 163 | 3220 | 19.8 |
| B. Collins | 67-79 | 89 | 5 | 104 | 2027 | 24.1 | P. Wynn | 78-86 | 132 | 2276 | 17.2 |
| J. James | 06-12 | 73 | 5 | 119 | 2056 | 30.2 | N. Findlay | 69-74 | 124 | 2202 | 17.8 |
| T. Dodd | 57-67 | 84 | 7 | 101 | 1975 | 25.6 | J. Everett | 54-66 | 117 | 1800 | 15.4 |
| R. Storey | 64-76 | 74 | 12 | 107* | 1918 | 30.9 | R. Woodfield | 53-58 | 104 | 2339 | 22.5 |
| A. Crompton | 61-83 | 97 | 11 | 156 | 1872 | 21.8 | R. Gray | 39-49 | 101 | 1733 | 17.2 |

3rd Grade

| | | | | | | | | | | | |
|---------------|-------|-----|---|------|------|------|---------------|-------|-----|------|------|
| R. Thomas | 66-77 | 107 | 9 | 132 | 2031 | 30.7 | J. Rodgers | 72-94 | 250 | 4160 | 16.6 |
| R. Richards | 49-63 | 118 | 9 | 91 | 1869 | 17.1 | M. Farrow | 86-96 | 225 | 3866 | 17.2 |
| P. Mackay | 71-86 | 93 | 7 | 90 | 1711 | 19.9 | C. McRae | 71-89 | 191 | 2672 | 14.0 |
| A. Shaw | 79-94 | 59 | 6 | 96 | 1685 | 31.8 | S. Quarterm'n | 78-85 | 169 | 3321 | 19.7 |
| G. Parker | 73-86 | 71 | 8 | 106* | 1493 | 23.7 | D. Cotton | 65-72 | 150 | 2453 | 16.4 |
| P. Logan | 81-94 | 75 | 9 | 104* | 1459 | 22.1 | A. Little | 80-93 | 116 | 2213 | 19.1 |
| D. Clarke | 59-64 | 47 | 9 | 132 | 1277 | 33.6 | A. Talbot | 35-38 | 109 | 2178 | 20.0 |
| R. Crittenden | 83-94 | 70 | 7 | 80 | 1124 | 17.8 | R. Richards | 49-63 | 108 | 1607 | 14.9 |
| K. Pitty | 80-94 | 68 | 2 | 104 | 1081 | 16.4 | S. White | 80-85 | 106 | 2208 | 20.8 |
| J. Quoyle | 80-84 | 50 | 1 | 67 | 1077 | 22.0 | | | | | |

4th Grade

| | | | | | | | | | | | |
|---------------|-------|----|----|------|------|------|-------------|-------|-----|------|------|
| K. Pitty | 82-96 | 65 | 6 | 159 | 1749 | 29.6 | A. Jakes | 65-72 | 199 | 1935 | 9.7 |
| P. Mackay | 71-86 | 77 | 6 | 125 | 1726 | 24.3 | M. Bonnell | 89-97 | 181 | 3250 | 18.0 |
| J. Watts | 68-79 | 57 | 13 | 108* | 1495 | 34.0 | J. Lamble | 50-58 | 146 | 2563 | 17.6 |
| P. Logan | 81-95 | 62 | 5 | 122 | 1437 | 25.2 | T. Murphy | 78-95 | 145 | 2692 | 18.6 |
| C. Thompson | 61-69 | 74 | 10 | 75 | 1332 | 20.8 | J. Rodgers | 72-97 | 136 | 2621 | 19.3 |
| R. Scamps | 61-66 | 36 | 5 | 131 | 1062 | 34.3 | M. Farrow | 84-92 | 133 | 2644 | 19.9 |
| C. Smoker | 70-77 | 54 | 7 | 68* | 1051 | 22.4 | A. Baigent | 71-78 | 108 | 2159 | 20.0 |
| R. Green | 78-93 | 54 | 4 | 155 | 1036 | 20.7 | S. White | 78-85 | 82 | 1205 | 14.7 |
| P. Somerville | 82-89 | 54 | 5 | 94 | 1026 | 20.9 | D. Robinson | 65-70 | 82 | 1493 | 18.2 |

5th Grade

| | | | | | | | | | | | |
|------------|-------|-----|----|------|------|------|------------|-------|-----|------|------|
| D. Morgan | 75-85 | 105 | 8 | 116 | 2061 | 21.2 | T. Murphy | 78-95 | 277 | 4177 | 15.1 |
| P. Gannon | 70-78 | 129 | 8 | 81 | 1956 | 16.2 | J. White | 74-83 | 238 | 3580 | 15.0 |
| J. Banks | 78-95 | 41 | 3 | 102* | 1353 | 35.6 | R. Wilson | 80-95 | 118 | 2428 | 20.6 |
| T. Murphy | 78-95 | 103 | 26 | 101* | 1318 | 17.1 | J. Holgate | 72-77 | 106 | 1303 | 12.3 |
| M. Dickens | 78-85 | 85 | 11 | 68 | 1105 | 14.9 | D. Ransom | 74-79 | 104 | 1440 | 13.8 |
| P. Logan | 78-96 | 36 | 2 | 115 | 1093 | 32.1 | G. Nelson | 70-83 | 94 | 1449 | 15.4 |
| M. Caisley | 84-91 | 62 | 3 | 95 | 1063 | 18.0 | J. Malicki | 73-79 | 91 | 1452 | 16.0 |

Sydney University Cricket Club Records (To end of 1996-97)

1 Office Bearers

Patron (instituted in 1939)

| | |
|-------------------|-----------|
| A.B.S. White | 1939-1944 |
| R.J.A. Massie | 1944-1946 |
| Dr T. Clouston | 1946-1962 |
| Capt. J.C. Morris | 1962-1975 |
| Sir Hermann Black | 1975-1990 |
| Dr W.J. Mackie | 1990- |

President (from 1891 only)

| | |
|----------------|-----------|
| H.M. Faithfull | 1891-1909 |
| F.D. Kent | 1909-1920 |
| N.M. Gregg | 1920-1921 |
| J.B. Lane | 1921-1926 |
| A.I. Blue | 1926-1927 |
| A.B.S. White | 1927-1928 |
| R.J.A. Massie | 1928-1929 |
| S.G. Webb | 1929-1944 |
| J.O. Stenmark | 1944-1956 |
| J.C. Morris | 1956-1962 |
| F.F. Munro | 1962-1965 |
| W.J. Mackie | 1965-1973 |
| G.J. Scahill | 1973-1976 |
| W.A. South | 1976-1978 |
| A.B. Crompton | 1978- |

Life Members (instituted in 1970)

| | |
|-------------------------------|------|
| S.G. Webb (deceased 1976) | 1971 |
| J.C. Morris (deceased 1976) | 1971 |
| W.J. Mackie | 1974 |
| G.J. Scahill | 1977 |
| F.E. McElhone (deceased 1981) | 1978 |
| A.B. Crompton | 1983 |
| E.B. Le Couteur | 1996 |
| M.W. O'Sullivan | 1996 |
| D.D. Ridley | 1996 |
| J.F. Rodgers | 1996 |

Honorary Secretary (from 1891 only)

| | | | | | | | |
|-----------------|-----------|----------------|-----------|-------------------|-----------|----------------|-----------|
| H.H. Terry | 1891-1894 | C.H. Lawes | 1921-1922 | K. Dan | 1944-1945 | I. Foulsham | 1969-1970 |
| J.P. Strickland | 1894-1896 | J.H. Mould | 1922-1923 | D. Howell | 1945-1946 | D. Armati | 1969-1970 |
| W.D. Cargill | 1896-1898 | A.D. Mayes | 1923-1925 | J.M. Copleston | 1945-1946 | A. Crompton | 1970-1973 |
| W.H. Gregson | 1898-1899 | W.G. Wilson | 1925-1926 | A.R. Cumming Thom | 1946-1948 | A. Falk | 1973-1974 |
| W.B. Dight | 1899-1900 | H.V. Single | 1926-1927 | B.R. Handley | 1948-1949 | D. Ridley | 1974-1977 |
| J.W. Woodburn | 1900-1902 | C. Cay | 1927-1928 | D. Dickins | 1948-1950 | M. Sewell | 1977-1980 |
| E.F. Waddy | 1902-1903 | J.E.P. Hogg | 1928-1929 | D.A. deCarvalho | 1950-1951 | J. Rodgers | 1980-1984 |
| F.C. Rogers | 1903-1904 | G.C. Hogg | 1929-1930 | D.R. Cristofani | 1951-1952 | S. Quartermain | 1984-1985 |
| J.S. Harris | 1904-1905 | A.L. Cohen | 1930-1931 | D.A. de Carvalho | 1952-1953 | P. Glenday | 1985-1988 |
| W.F. Matthews | 1905-1907 | J. Hellmrich | 1931-1932 | P. Hall | 1953-1955 | M. Bonnell | 1988-1989 |
| G.D. MacIntosh | 1907-1909 | R.A.C. Rogers | 1932-1933 | C. Pearson | 1955-1956 | P. Rodgers | 1989-1991 |
| O.B. Williams | 1909-1910 | N. Falk | 1933-1934 | P. Whiteley | 1956-1957 | M. Bonnell | 1991-1992 |
| L.C. Terrey | 1910-1911 | I.B. Fleming | 1934-1935 | J. Peden | 1957-1959 | M. Evans | 1992-1994 |
| C.J. Tozer | 1911-1914 | T. Glasheen | 1935-1936 | J. Blazey | 1959-1960 | D. Cheever | 1994- |
| C.G. Prescott | 1914-1915 | J.A. Meillon | 1936-1937 | C. Roberts | 1960-1961 | | |
| H.V. Evatt | 1915-1916 | H.J. Delohery | 1937-1938 | P. Jeffrey | 1961-1963 | | |
| R. Bardsley | 1916-1917 | J.F. Connelly | 1938-1940 | E. LeCouteur | 1963-1965 | | |
| L.C. Donovan | 1917-1918 | L. Seward | 1940-1941 | P. Cross | 1965-1966 | | |
| J. Bogle | 1918-1919 | H.B. Todhunter | 1940-1942 | P.H. Scanlan | 1966-1968 | | |
| J. Clemenger | 1919-1920 | E.J. Halliday | 1941-1942 | R. Alexander | 1968-1969 | | |
| H.M. deBurgh | 1920-1921 | G.S. Smith | 1942-1944 | R. Mesley | 1968-1969 | | |

2 NSWCA and SCA Honours

Life Members NSWCA

| | |
|---------------------------|------|
| Sir J. Carruthers | 1927 |
| (President NSWCA 1908-14) | |
| C. Sinclair | 1927 |
| R. Teece | 1927 |
| T.W. Garrett | 1936 |
| R.B. Minnett | 1936 |
| T.R. McKibbin | 1936 |
| J.M. Taylor | 1936 |
| R.C.M. Boyce | 1943 |
| S.G. Webb | 1944 |
| R.J.A. Massie | 1944 |
| H.V. Evatt | 1951 |
| J.O. Stenmark | 1956 |
| A.B. Crompton | 1983 |

Vice Presidents NSWCA

| | |
|-----------------------------|----------------------|
| E. Barton | 1882-1885 |
| J. Coates | 1890-1893 |
| H.M. Faithful | 1890-1895 |
| R. Teece | 1890-1895, 1897-1898 |
| (Hon. Sec. NSWCA 1868-1870) | |
| Sir J. Carruthers | 1895-1907 |
| H.V. Evatt | 1935-1955 |
| R.J.A. Massie | 1937-1946 |

Honorary Treasurer NSWCA

| | |
|--------------|-----------|
| R. Teece | 1882 |
| H.M. Stephen | 1904-1907 |

Australian Cricket Board Delegates

| | |
|---------------|-----------|
| C. Sinclair | 1909-1912 |
| S.G. Webb | 1955-1972 |
| A.B. Crompton | 1980-1997 |

(Chairman 1992-1995)

Country Committee

| | |
|--------------|-----------|
| R.C.M. Boyce | 1921-1922 |
|--------------|-----------|

Grade Committee (SCA Committee of Management 1986-)

| | |
|-----------------------------|-----------|
| J.B. Lane | 1913-1914 |
| A.B. Crompton | 1973-1979 |
| M.F. Sewell | 1979-1982 |
| J.F. Rodgers | 1985-1993 |
| (Deputy Chairman 1989-1993) | |

All Grades

Club Championships: Runners up: 1962-1963, 1963-1964

Club Partnership Records:

| | | | | |
|----------|------|-----------------------------|------------------------------|-----------|
| 1st wkt | 257 | J. Quoyle & R. Thompson | 5th grade vs Mosman | 1991-1992 |
| 2nd wkt | 232 | H.O. Rock & J.M. Taylor | 1st grade vs North Sydney | 1923-1924 |
| 3rd wkt | 291 | J.M. Taylor & J.V. Garner | 1st grade vs Waverley | 1923-1924 |
| 4th wkt | 229 | J.V. Garner & O.E. Nothling | 1st grade vs Manly | 1923-1924 |
| 5th wkt | 307 | R.C.M. Boyce & L.C. Donovan | 1st grade vs Cumberland | 1919-1920 |
| 6th wkt | 185 | D. Baffsky & R. McEvelly | 3rd grade vs Balmain | 1991-1992 |
| 7th wkt | 150* | B.W. Collins & R.J. Thomas | 2nd grade vs Gordon | 1976-1977 |
| 8th wkt | 188 | A. Webster & C. Graham | 3rd grade vs Eastern Suburbs | 1996-1997 |
| 9th wkt | 153 | S. Ruff & P.V. James | 2nd grade vs North Sydney | 1968-1969 |
| 10th wkt | 154 | A.I. Blue & W.D. Cargill | 1st grade vs Cumberland | 1898-1899 |

Highest Interschool Partnerships:

| | | | | |
|---------|-----|----------------------------------|--------------|-----------|
| 1st wkt | 249 | W.A. Shortland & H.C.M. Delohery | vs Melbourne | 1898 |
| 2nd wkt | 208 | W. Knight & C. Williams | vs Melbourne | 1996-1997 |
| 3rd wkt | 294 | C.J. Tozer & F.M. Farrar | vs Melbourne | 1913 |
| 4th wkt | 239 | E.F. Waddy & R.F. Harvey | vs Melbourne | 1905 |
| 9th wkt | 232 | F.E. McElhone & C.V. Single | vs Melbourne | 1910 |

Most runs in a season:

| | | | |
|----------|------------------|-----------|-----------|
| J. Bogle | 1090 (ave. 83.8) | 1st grade | 1918-1919 |
|----------|------------------|-----------|-----------|

Highest average:

| | | | |
|-----------------|------------------|-----------|-----------|
| L.O.S. Poidevin | 103.7 (311 runs) | 1st grade | 1896-1897 |
|-----------------|------------------|-----------|-----------|

Most wickets in a season:

| | | | |
|----------|----------------|--|-----------|
| J. Baird | 78 (ave. 10.8) | (14 in 1st grade, 40 in 2nd grade, 24 in P.G.) | 1975-1976 |
|----------|----------------|--|-----------|

Highest Individual Score:

| | | | |
|-------------|-------------------|-----------|-----------|
| J.M. Taylor | 253 (vs Waverley) | 1st grade | 1923-1924 |
|-------------|-------------------|-----------|-----------|

Best Bowling in an Innings:

| | | | |
|------------|-------------------|-----------|-----------|
| P. Garrett | 10-36 (vs Mosman) | 2nd grade | 1988-1989 |
|------------|-------------------|-----------|-----------|

Most Fielding Dismissals in a season:

| | | | |
|-------------|--------------------|-----------|-----------|
| A. Crompton | 46 (39 cts, 7 stp) | 1st grade | 1973-1974 |
|-------------|--------------------|-----------|-----------|

Most Fielding Dismissals in an Innings:

| | | | |
|-----------|------------------|----------------------|-----------|
| I. Wilson | 7 (3 cts, 4 stp) | 1st grade (vs UNSW) | 1980-1981 |
| S. McKay | 7 (7 cts) | 3rd grade (vs Wests) | 1986-1987 |
| A. Shaw | 7 (4 cts, 3 stp) | 2nd grade (vs Parra) | 1987-1988 |

Double Centuries:

| | | | |
|--------------|----------------------|-----------|-----------|
| J.M. Taylor | 253 vs Waverley | 1st grade | 1923-1924 |
| A.D. Forbes | 221 vs Randwick | 3rd grade | 1909-1910 |
| C.J. Tozer | 221 vs Redfern | 2nd grade | 1910-1911 |
| J.V. Garner | 209 vs Manly | 1st grade | 1923-1924 |
| W.H. Gregson | 207 vs Waverley | 1st grade | 1900-1901 |
| P. Hamblin | 205* vs Gordon | 2nd grade | 1986-1987 |
| R. Turner | 201* vs Marrickville | 2nd grade | 1935-1936 |
| A. Low | 201* vs St George | 2nd grade | 1958-1959 |
| A.W. Ross | 201 vs Manly | 1st grade | 1926-1927 |

Most Wickets in a Match:

| | | | |
|----------------|---------------------|-----------|-----------|
| C.I.M. McRae | 14-45 vs Petersham | 3rd grade | 1973-1974 |
| W.F. Matthews | 14-75 vs Randwick | 2nd grade | 1907-1908 |
| R. Howlett | 14-84 vs Gordon | 5th grade | 1977-1978 |
| J. Farrar | 14-106 vs Mosman | 2nd grade | 1912-1913 |
| P. Dillon | 13-54 vs Balmain | 4th grade | 1979-1980 |
| S.G. Webb | 13-70 vs Glebe | 2nd grade | 1922-1923 |
| R.J.A. Massie | 13-80 vs Sydney | 1st grade | 1913-1914 |
| N.W. Broughton | 13-95 vs Paddington | 2nd grade | 1913-1914 |
| R.J.A. Massie | 13-96 vs N. Sydney | 1st grade | 1913-1914 |
| T.W. Garrett | 13-? vs Canterbury | 1st grade | 1893-1894 |
| R. Harrison | 13-103 vs Randwick | 4th grade | 1984-1985 |

Longest Careers

| | Years | Seasons | |
|---------------|-----------|---------------------------|--|
| M. O'Sullivan | 1968-1995 | 26 (did not play 1992-93) | |
| J. Rodgers | 1972-1997 | 25 | |
| A. Crompton | 1961-1983 | 22 | |
| P. Logan | 1978-1997 | 18 (did not play 1980-81) | |
| C. McRae | 1971-1989 | 18 | |
| T. Jenkins | 1974-1990 | 16 | |
| T. Murphy | 1978-1995 | 16 (did not play 1993-94) | |

Most Wickets in an Innings:

| | | | |
|---------------|----------------------|-----------|-----------|
| P. Garrett | 10-36 vs Mosman | 2nd grade | 1988-1989 |
| C. Alderdice | 10-63 vs St George | 2nd grade | 1939-1940 |
| O.E. Nothling | 9-15 vs Marrickville | 1st grade | 1925-1926 |
| A. Baigont | 9-17 vs Gordon | 5th grade | 1980-1981 |
| R. Hudson | 9-25 vs Glebe | 2nd grade | 1943-1944 |
| M. O'Sullivan | 9-25 vs Randwick | 2nd grade | 1971-1972 |
| R. Wilkinson | 9-37 vs Gordon | 5th grade | 1977-1978 |
| S. Ruff | 9-38 vs Randwick | 3rd grade | 1968-1969 |
| S. Grant | 9-41 vs Uni of NSW | 2nd grade | 1974-1975 |
| D. Carney | 9-44 vs Manly | 3rd grade | 1951-1952 |
| D. Hanlin | 9-51 vs Petersham | 1st grade | 1947-1948 |
| R. Harrison | 9-52 vs Randwick | 4th grade | 1984-1985 |
| D. McDonald | 9-55 vs D. Rovers | 7th grade | 1975-1976 |
| R. Howlett | 9-56 vs Cumberland | 5th grade | 1977-1978 |
| H.C. Delohery | 9-64 vs North Sydney | 1st grade | 1898-1899 |
| H. Smith | 9-73 vs Petersham | 3rd grade | 1995-1996 |
| S.G. Webb | 9-78 vs Waverley | 2nd grade | 1922-1923 |

Century on Debut in Grade Cricket

| | | | |
|-------------|------------------|-----------|-----------|
| J.M. Taylor | 141* vs Randwick | 1st grade | 1922-1923 |
| B. Hill | 118 vs Balmain | 2nd grade | 1991-1992 |
| D. Townsend | 101 vs Balmain | 2nd grade | 1991-1992 |
| D. Baffsky | 124* vs Balmain | 3rd grade | 1991-1992 |

Longest gap between appearances in Grade Cricket

| | | |
|--------------|----------|--------------|
| A.B.S. White | 40 years | 1901 to 1941 |
| H. Anderson | 25 years | 1966 to 1991 |
| G.J. Scahill | 25 years | 1948 to 1973 |

Third Grade Records

Premiers: 1980-81 (P. Gray - Capt); 1994-95 (J. Dunlop)

Minor Premiers: 1975-76 (R. Thomas); 1982-83 (J. Rodgers); 1994-95 (J. Dunlop)

Runners Up: 1951-52, 1974-75 (R. Thomas); 1982-83 (J. Rodgers); 1995-96 (C. Tomko)

Semi Finalists: 1962-63 (R. Richards); 1963-64 (R. Richards); 1975-76 (R. Thomas); 1989-90 (M. Farrow); 1993-1994 (A. Shaw)

Encouragement Award: 1973-74 (R. Thomas)

| | | | | |
|--|-------------|----------|----------------------|-----------|
| Most runs in a season: | N. Ridley | 634 | (ave 39.6) | 1995-1996 |
| Highest average: | M. Tonkin | 68.0 | (272 runs) | 1968-1969 |
| Most wickets in a season: | M. Farrow | 57 | (ave 13.2) | 1995-1996 |
| Best average: | G. Pike | 7.3 | (17 wkts) | 1969-1970 |
| Highest individual score: | A.D. Forbes | 221 | (vs Randwick) | 1909-1910 |
| Best bowling in an innings: | S. Ruff | 9-38 | (vs Randwick) | 1968-1969 |
| Best bowling in a match: | C. McRae | 14-45 | (vs Petersham) | 1973-1974 |
| Most dismissals in a season (wicketkeeping): | T. Driscoll | 35 | (25cts, 10 stps) | 1980-1981 |
| Most dismissals in an innings (wicketkeeping): | S. McKay | 7 (7cts) | (vs Western Suburbs) | 1986-1987 |
| Best all round performance: | R. Oldham | 256 runs | (ave 53.0) | |
| | | 16 wkts | (ave 18.6) | 1986-1987 |
| Most runs in career: | R. Thomas | 2031 | (ave 30.7) | 1966-1977 |
| Most wickets in career: | J. Rodgers | 250 | (ave 16.6) | 1972-1994 |

Highest Partnerships: (details available since 1960-61 only)

| | | | | |
|----------|-----|---------------------------|-------------------------|-----------|
| 1st wkt | 169 | C. Dowe & W. Knight | vs Western Suburbs | 1994-1995 |
| 2nd wkt | 203 | D. Collins & J. Hennessy | vs Penrith | 1987-1988 |
| 3rd wkt | 169 | C. Williams & D. Butchart | vs Manly | 1994-1995 |
| 4th wkt | 151 | F. Wagner & D. Clarke | vs Glebe | 1961-1962 |
| 5th wkt | 191 | A. Frost & T. Driscoll | vs Macquarie University | 1980-1981 |
| 6th wkt | 185 | D. Baffsky & R. McEvilly | vs Balmain | 1991-1992 |
| 7th wkt | 146 | D. Kearney & S. Hennessy | vs UNSW | 1986-1987 |
| 8th wkt | 188 | A. Webster & C. Graham | vs Eastern Suburbs | 1996-1997 |
| 9th wkt | 90 | D. Fox & M. O'Sullivan | vs Sydney | 1969-1970 |
| 10th wkt | 74 | A. Little & J. Rodgers | vs Gordon | 1982-1983 |

Most Centuries in 3rd Grade:

| | | |
|---|---------------|---|
| 3 | K.W. Asprey | 117 (1923-1924); 116 (1923-1924); 131 (1924-1925). |
| 3 | D. Goonesena | 116 (1984-1985); 121 (1987-1988); 116 (1988-1989). |
| 3 | M. Evans | 120 (1991-1992); 107 (1992-1993); 109* (1993-1994). |
| 2 | A.D. Watson | 169 (1908-1909); 103 (1908-1909). |
| 2 | N. Corkhill | 137* (1956-1957); 109 (1957-1958). |
| 2 | A. McMahon | 155* (1964-1965); 100* (1962-1962). |
| 2 | I.W. Foulsham | 117 (1965-1966); 101 (1966-1967). |
| 2 | D. Quoye | 118 (1982-1983); 100 (1982-1983). |
| 2 | D. Kearney | 104 (1985-1986); 102* (1986-1987). |
| 2 | R. Oldham | 121 (1986-1987); 109 (1986-1987) in successive matches. |
| 2 | D. Collins | 122 (1986-1987); 106* (1987-1988). |

50 wickets in a season:

| | | |
|----|-----------|-----------|
| 57 | M. Farrow | 1995-1996 |
| 54 | R. Cotton | 1966-1967 |
| 52 | S. Dight | 1980-1981 |
| 50 | C. McRae | 1973-1974 |

500 runs in a season:

| | | |
|-----|-------------|-----------|
| 634 | N. Ridley | 1995-1996 |
| 576 | C. Williams | 1994-1995 |
| 555 | W. Knight | 1994-1995 |
| 528 | V. Golden | 1939-1940 |

Fourth Grade Records

Premiers: 1976-77 (B. Druery - Capt); 1980-81 (P. Gannon); 1988-89 (P. Somerville); 1994-1995 (M. Bonnell).

Minor Premiers: 1980-81 (P. Gannon); 1988-89 (P. Somerville).

Semi Finalists: 1963-64 (F. Hampshire); 1971-72 (A. Punch); 1974-75 (B. Druery); 1977-78 (P. Gannon); 1979-80 (P. Gannon); 1986-87 (J. Rodgers).

| | | | | |
|--|-------------|----------|--------------------|-----------|
| Most runs in a season: | N. Ridley | 642 | (ave 40.1) | 1994-1995 |
| Highest average: | R. Scamps | 119.0 | (238 runs) | 1965-1966 |
| Most wickets in a season: | A. Jakes | 76 | (ave 9.8) | 1969-1970 |
| Best average: | A. Smythe | 3.6 | (16 wkts) | 1950-1951 |
| Highest individual score: | P. Hamblin | 163 n.o. | (vs Macquarie Uni) | 1982-1983 |
| Best bowling in an innings: | R. Harrison | 9-52 | (vs Randwick) | 1984-1985 |
| Best bowling in a match: | P. Dillon | 13-54 | (vs Balmain) | 1979-1980 |
| Most dismissals in a season (wicketkeeping): | A. Wallis | 29 | (24 cts, 5 stps) | 1980-1981 |
| Best all round performance in a season: | R. Green | 297 runs | (ave 37.1) | |
| | | 20 wkts | (ave 19.1) | 1992-1993 |
| | T. Murphy | 216 runs | (ave 24.0) | |
| | | 35 wkts | (ave 15.9) | 1979-1980 |
| Most runs in career: | K. Pitty | 1749 | (ave 29.6) | 1982-1996 |
| Most wickets in career: | A. Jakes | 199 | (ave 9.7) | 1965-1972 |

Highest Partnerships:

| | | | | |
|----------|------|-----------------------------|----------------------|-----------|
| 1st wkt | 179 | K. Pitty & G. Erby | vs Northern District | 1990-1991 |
| 2nd wkt | 191 | R. Mangan & I. Tabrett | vs Mosman | 1972-1973 |
| | 191 | P. Mackay & P. Logan | vs Waverley | 1982-1983 |
| 3rd wkt | 136* | P. Hamblin & D. Goonesena | vs Macquarie Uni | 1982-1983 |
| 4th wkt | 204 | D. Loxton & J. Robinson | vs Waverley | 1989-1990 |
| 5th wkt | 162 | K. Pitty & O. Young | vs Mosman | 1994-1995 |
| 6th wkt | 160 | G. Parker & M. Wood | vs St George | 1983-1984 |
| 7th wkt | 102 | L. Schwartzkoff & M. Wilson | vs Cumberland | 1976-1977 |
| 8th wkt | 99 | P. Jeffrey & A. Clarke | vs North Sydney | 1961-1962 |
| 9th wkt | 108 | R. Scamps & D. Cohen | vs Cumberland | 1965-1966 |
| 10th wkt | 86 | T. Driscoll & S. Dight | vs Northern District | 1983-1984 |

Most Centuries in 4th Grade:

| | | |
|---|-----------|--|
| 3 | P. Logan | 115 (1981-1982); 122 (1982-1983); 114 (1982-1983). |
| 2 | R. Scamps | 131 (1963-1964); 126* (1965-1966). |
| 2 | P. Mackay | 100* (1975-1976); 125 (1982-1983). |
| 2 | J. Hurst | 122* (1987-1988); 116* (1987-1988). |
| 2 | J. Banks | 109* (1987-1988); 124 (1989-1990). |
| 2 | K. Pitty | 159 (1982-1983); 109 (1990-1991). |

50 wickets in a season:

| | | |
|----|-----------|-----------|
| 76 | A. Jakes | 1969-1970 |
| 65 | A. Jakes | 1971-1972 |
| 59 | P. Dillon | 1979-1980 |
| 52 | S. White | 1979-1980 |

500 runs in a season:

| | | |
|-----|-----------|-----------|
| 642 | N. Ridley | 1994-1995 |
| 565 | J. Watts | 1975-1976 |
| 564 | P. Mackay | 1982-1983 |

Fifth Grade Records

(University entered the NSWCA 5th Grade Competition in 1969-1970. From 1974-1975 until 1984-1985 two teams were fielded. From 1985-1986 one team).

Premiers: 1980-1981 (D. Morgan - Capt); 1981-1982 (L. Deverall); 1987-1988 (P. Rodgers); 1988-1989 (P. Rodgers).

Minor Premiers: 1980-1981 (Undefeated - D. Morgan); 1987-1988 (P. Rodgers).

Semi Finalists: 1974-1975 (J. Malicki); 1977-1978 (J. Malicki); 1994-1995 (J. Banks).

| | | | | |
|--|-------------|----------|------------------|-----------|
| Most runs in a season: | J. Banks | 617 | (ave 34.3) | 1994-1995 |
| Highest average: | G. Gulliver | 213.0 | (213 runs) | 1969-1970 |
| Most wickets in a season: | R. Howlett | 57 | (ave 10.6) | 1977-1978 |
| Best average: | J. Malicki | 8.4 | (20 wkts) | 1976-1977 |
| Highest individual score: | M. Blackler | 165 | (vs Sutherland) | 1978-1979 |
| Best bowling in an innings: | A. Baigent | 9-17 | (vs Gordon) | 1980-1981 |
| Best bowling in a match: | R. Howlett | 14-84 | (vs Gordon) | 1977-1978 |
| Most dismissals in a season (wicketkeeping): | A. Wallis | 29 | (24 cts, 5 stps) | 1980-1981 |
| Best all round performance in a season: | G. MacAuley | 27 | (27 cts) | 1971-1972 |
| | J. Banks | 617 runs | (ave 34.3) | |
| | | 39 wkts | (ave 17.7) | 1994-1995 |
| Most runs in career: | D. Morgan | 2061 | (ave 21.2) | 1975-1985 |
| Most wickets in career: | T. Murphy | 277 | (ave 15.1) | 1978-1995 |

Highest Partnerships:

| | | | | |
|----------|------|-----------------------------|------------------------|-----------|
| 1st wkt | 257 | J. Quoyle & R. Thompson | vs Mosman | 1991-1992 |
| 2nd wkt | 187 | N. Ridley & C. Granger | vs Petersham | 1993-1994 |
| 3rd wkt | 157 | R. Denton & D. Tierney | vs Northern District A | 1981-1982 |
| 4th wkt | 118 | D. Morgan & A. Hoop | vs Northern District B | 1977-1978 |
| 5th wkt | 150 | A. Holden & J. Ryan | vs Balmain A | 1983-1984 |
| 6th wkt | 174 | M. Lynch & P. Greenwood | vs Uni of NSW | 1977-1978 |
| 7th wkt | 124 | J. Banks & P. Gregg | vs Campbelltown | 1978-1988 |
| 8th wkt | 160* | T. Murphy & R. Wilson | vs Balmain | 1991-1992 |
| 9th wkt | 77 | S. Frances & M. Palmer | vs Western Suburbs | 1983-1984 |
| 10th wkt | 73 | R. de Carvalho & P. Rodgers | vs Fairfield B | 1984-1985 |

Most Centuries in 5th Grade:

| | | |
|---|------------|-------------------------------------|
| 2 | J. Emmett | 101* (1973-1974); 122 (1981-1982). |
| 2 | M. Sewell | 109 (1984-1985); 104* (1984-1985). |
| 2 | S. Duncan | 102 (1985-1986); 107 (1986-1987). |
| 2 | J. Quoyle | 100 (1986-1987); 140 (1991-1992). |
| 2 | A. Rowe | 101* (1992-1993); 107* (1993-1994). |
| 2 | C. Granger | 101* (1992-1993); 116* (1993-1994). |

50 wickets in a season:

| | | |
|----|------------|-----------|
| 57 | R. Howlett | 1977-1978 |
|----|------------|-----------|

500 runs in a season:

| | | |
|-----|----------|-----------|
| 617 | J. Banks | 1994-1995 |
|-----|----------|-----------|

Lower Grade Records

(Balmain/Drummoyne, City & Suburban, Municipal & Shire Catholic Competition - Gordon A Grade)

Premiers: 1973-74 (6th Grade) (J. Malicki - Capt); 1979-80 (8th Grade) (M. Best - Capt); 1986-87 (6th Grade) (R. deCarvalho - Capt); 1987-88 (R. deCarvalho - Capt).

Runners Up: 1990-1991 (6th Grade) (J. Conomos - Capt); 1993-1994 (6th Grade) (G. Fitzsimmons - Capt).

Semi Finalists: 1985-86 (7th Grade) (M. Groves - Capt); 1989-90 (6th Grade) (T. Clarsen - Capt).

| | | | | |
|--|-------------|------|--------------------|-------------------|
| Most runs in a season: | W. Higgs | 442 | (ave 34.0) | 1990-1991 (6th) |
| Highest average: | R. Egerton | 68.0 | (272 runs) | 1986-1987 (6th) |
| Most wickets in a season: | T. Saul | 45 | (ave 12.2) | 1980-1981 (6th B) |
| Best average: | R. Burkett | 6.3 | (23 wkts) | 1970-1971 (6th) |
| Highest individual score: | A. Rose | 148 | (vs Pennant Hills) | 1986-87 (6th) |
| Best bowling in an innings: | D. McDonald | 9-55 | (vs D. Rowers) | 1975-1976 (7th) |
| Most dismissals in a season (wicketkeeping): | W. Nelson | 16 | (13 cts, 3 stps) | 1970-1971 (6th) |
| Most catches in a season (fieldsman): | P. Hill | 16 | | 1983-1984 (6th B) |

Highest Partnerships:

| | | | | |
|----------|------|-------------------------|-------------------|-------------------|
| 1st wkt | 185 | J. Chen & M. Caisley | vs Waverley | 1989-1990 (6th) |
| 2nd wkt | 187 | G. Cluff & P. Waddell | vs Burwood | 1987-1988 (6th) |
| 3rd wkt | 145* | S. Ingui & D. Morgan | vs Ashfield | 1984-1985 (6th A) |
| 4th wkt | 135* | T. Clarsen & I. Colley | vs Waverley | 1989-1990 (6th) |
| 5th wkt | 116 | A. Dawson & L. Ahern | vs Wanderers | 1993-1994 (6th) |
| 6th wkt | 95 | P. Gannon & J. Fernon | vs Ashfield | 1981-1982 (6th A) |
| 7th wkt | 92 | R. Chadwick & K. Pulley | vs Tarban Ck | 1987-1988 (7th) |
| 8th wkt | 121 | D. Dawson & G. Juul | vs Bradfield | 1992-1993 (6th) |
| 9th wkt | 69 | M. Caisley & V. Cook | vs Wentworthville | 1986-1987 (6th) |
| 10th wkt | 91 | L. Barker & G. Bouloux | vs Marrickville | 1989-1990 (6th) |

Centuries (34):

| | | | | | |
|------|--------------|-----------|------|------------|-----------|
| 121* | C. Smoker | 1969-1970 | 110 | M. Nelson | 1985-1986 |
| 133 | D. Dwyer | 1970-1971 | 138 | R. Egerton | 1986-1987 |
| 117* | L. Bott | 1973-1974 | 148 | A. Rose | 1986-1987 |
| 103* | L. Muggleton | 1974-1975 | 115 | C. Black | 1986-1987 |
| 104* | R. Luff | 1975-1976 | 100* | J. Hurst | 1986-1987 |
| 136* | P. Gray | 1976-1977 | 139 | M. Caisley | 1987-1988 |
| 109 | R. Wilkinson | 1976-1977 | 114 | G. Cluff | 1987-1988 |
| 102* | J. Uebell | 1976-1977 | 103 | J. Osborne | 1987-1988 |
| 111* | G. McNally | 1978-1979 | 100 | M. Caisley | 1987-1988 |
| 103* | T. George | 1978-1979 | 128 | M. Caisley | 1989-1990 |
| 100 | D. Tierney | 1979-1980 | 108 | T. Clarsen | 1989-1990 |
| 120 | M. Colless | 1980-1981 | 102 | J. Platt | 1991-1992 |
| 136 | R. Egerton | 1982-1983 | 101* | A. Mihalj | 1991-1992 |
| 114 | B. Janson | 1982-1983 | 107 | D. Dawson | 1993-1994 |
| 102 | J. Walther | 1982-1983 | 107* | A. Dawson | 1993-1994 |
| 123 | G. Waterford | 1983-1984 | 111 | M. Evans | 1995-1996 |
| 103* | D. Morgan | 1984-1985 | 103 | A. Connors | 1995-1996 |

| | | |
|----------------------|----------------------|---------|
| Balmain-Drummoyne | 1969-1974 | 1 team |
| | 1973-1985 | 2 teams |
| | 1985-1988, 1989-1991 | 1 team |
| City and Suburban | 1985-1986 | 1 team |
| Municipal and Shire | 1986-1988 | 1 team |
| Catholic Competition | 1988-1992 | 1 team |
| Gordon A Grade | 1992-1997 | 1 team |

Poidevin-Gray Records

Premiers: 1996-1997 (A. Elbourne - Capt)
Runners Up: 1959-1960 (M. Ives); 1986-1987 (G. Lovell); 1990-1991 (S. Gray).

| | | | | |
|------------------------------|--------------|----------|-------------------|-----------|
| Most runs in a season: | D. Walkhom | 361 | (ave 72.2) | 1938-1939 |
| Highest average: | F. Farrar | 88.7 | (266 runs) | 1939-1940 |
| Most wickets in a season: | J. Jeffrey | 33 | (ave 11.2) | 1938-1939 |
| Best average: | M. Salisbury | 5.0 | (8 wkts) | 1996-1997 |
| Highest individual score: | D. Walkhom | 175* | (vs North Sydney) | 1938-1939 |
| Best bowling in an innings: | G. Keighran | 8-41 | (vs Bankstown) | 1973-1974 |
| Most dismissals in a season: | J. Atkins | 18 | (15 cts, 3 stps) | 1990-1991 |
| (wicketkeeping) | L. Hartman | 18 | (16 cts, 2 stps) | 1996-1997 |
| Best all round performance: | R. Lee | 291 runs | (ave 58.2) | |
| | | 12 wkts | (ave 5.5) | 1967-1970 |

Highest Partnerships:

| | | | | |
|----------|------|----------------------------|----------------------|-----------|
| 1st wkt | 178 | W. Ward & D. Walkhom | vs North Sydney | 1938-1939 |
| 2nd wkt | 181 | F. Farrar & R. Clark | vs Randwick | 1939-1940 |
| 3rd wkt | 144 | R. Lopez & A. Smith | vs Balmain | 1990-1991 |
| 4th wkt | 118 | D. Clarke & P. Blazey | vs St George | 1962-1963 |
| 5th wkt | 124 | T. Jenkins & M. Sinclair | vs North Sydney | 1975-1976 |
| 6th wkt | 111* | G. Maddocks & A. McMinn | vs Sydney | 1975-1976 |
| 7th wkt | 105 | T. Buddin & G. Pike | vs Sydney | 1969-1970 |
| 8th wkt | 45 | M. Hawker & S. Quartermain | vs Randwick | 1979-1980 |
| 9th wkt | 91 | S. Woodhouse & J. McMinn | vs Northern District | 1971-1972 |
| 10th wkt | 39 | C. Pelly & D. Cheever | vs Gordon | 1993-1994 |

Centuries (21):

| | | |
|------|----------------|-----------|
| 175* | D. Walkhom | 1938-1939 |
| 165 | F. Farrar | 1939-1940 |
| 132 | R. Clark | 1939-1940 |
| 132 | D. Walkhom | 1939-1940 |
| 127 | C. Desarnaulds | 1952-1953 |
| 101* | C. Pearson | 1954-1955 |
| 100 | A. Cash | 1957-1958 |
| 100* | F. Munro | 1959-1960 |
| 104 | D. Clarke | 1962-1963 |
| 103 | P. Scanlan | 1964-1965 |
| 130 | R. Lee | 1969-1970 |
| 116* | R. Lee | 1970-1971 |
| 103 | E. Healey | 1970-1971 |
| 108 | C. Hood | 1972-1973 |
| 100 | T. Jenkins | 1974-1975 |
| 113* | T. Jenkins | 1975-1976 |
| 113 | P. Hamblin | 1982-1983 |
| 113 | J. Wilkinson | 1984-1985 |
| 109 | S. Gray | 1988-1989 |
| 116 | R. Lopez | 1990-1991 |
| 113 | C. Williams | 1993-1994 |

Veterans' Records

(City and Suburban Competition since 1902-1903)

| | | | | |
|----------------------------|---------------|----------|------------|-----------|
| Most runs in a season: | H.H. Massie | 943 | (ave 36.3) | 1925-1926 |
| Highest average: | J. Everett | 240.0 | (480 runs) | 1972-1973 |
| Most wickets in a season: | R.J.A. Massie | 85 | (ave 9.7) | 1922-1923 |
| Best average: | F.S. Tange | 5.7 | (17 wkts) | 1902-1903 |
| Highest individual score: | A.B.S. White | 175 | | 1922-1923 |
| Best all round performance | P.S. Jones | 594 runs | (ave 31.2) | |
| in a season: | | 52 wkts | (ave 13.5) | 1903-1904 |

500 Runs in a Season:

| | | | | | |
|--------------|-----|-----------|--------------|-----|-----------|
| H.H. Massie | 943 | 1925-1926 | F.C. Rogers | 589 | 1934-1935 |
| F.C. Rogers | 816 | 1929-1930 | K.J. O'Keefe | 578 | 1986-1987 |
| F.C. Rogers | 767 | 1925-1926 | W.J. Mackie | 571 | 1961-1962 |
| I.G. Mackay | 758 | 1925-1926 | L. Bell | 554 | 1953-1954 |
| F.C. Rogers | 725 | 1930-1931 | H.H. Massie | 541 | 1924-1925 |
| H.H. Massie | 724 | 1930-1931 | A.B.S. White | 539 | 1922-1923 |
| H.H. Massie | 696 | 1929-1930 | I.G. Mackay | 529 | 1929-1930 |
| A.B.S. White | 688 | 1925-1926 | F.C. Rogers | 528 | 1932-1933 |
| F.C. Rogers | 687 | 1931-1932 | A.B.S. White | 528 | 1912-1913 |
| T. Lester | 668 | 1995-1996 | A.B.S. White | 527 | 1930-1931 |
| R. Harvey | 658 | 1933-1934 | A.B.S. White | 521 | 1910-1911 |
| J.B. Lane | 656 | 1922-1923 | P.S. Jones | 515 | 1904-1905 |
| A.B.S. White | 651 | 1927-1928 | F.C. Rogers | 515 | 1912-1913 |
| K.J. O'Keefe | 638 | 1987-1988 | H.H. Massie | 514 | 1922-1923 |
| H.H. Massie | 606 | 1927-1928 | K.J. O'Keefe | 509 | 1990-1991 |
| F.C. Rogers | 598 | 1927-1928 | G.P. Barbour | 507 | 1906-1907 |
| P.S. Jones | 594 | 1903-1904 | F.C. Rogers | 500 | 1924-1925 |

40 Wickets in a season:

| | | |
|----------------|----|-----------|
| R.J.A. Massie | 85 | 1922-1923 |
| P.S. Jones | 52 | 1903-1904 |
| A.I. Blue | 47 | 1912-1913 |
| G.C. Willcocks | 44 | 1936-1937 |
| A.I. Blue | 43 | 1902-1903 |
| H.G. Purves | 42 | 1906-1907 |
| G.C. Willcocks | 42 | 1934-1935 |
| C. King | 42 | 1948-1949 |
| A.B.S. White | 41 | 1932-1933 |
| C. Latimer | 40 | 1987-1988 |

ACKNOWLEDGEMENTS

This Annual Report was produced with the generous assistance of David Morgan's firm **Alfred J Morgan & Son, solicitors**. The use of the fax, phones, computers and laser printer in David's office allowed the report's production to go forward conveniently and expeditiously for those involved.

David's practice is at Level 9, 84 Pitt Street, Sydney,
Telephone 9232 7144.

Daniel Cheever planned, co-ordinated and coerced the
various contributors, did proof reading, and
collated and produced the statistics
including the Club Records section.

James Rodgers and Max Bonnell researched and wrote obituaries
and articles and assisted with statistics,
records information and proof reading.

Cathie Bolton carried out the typing,
layout and the printing of the report.

Mark Wilson organised the typing
and assisted with the proof reading, final editing and final layout of this report.

SUCC 1997 United Kingdom Tour Results

In total 15 matches scheduled, 1 added, 6 matches won, 6 lost, five no play due to rain

25 June, Bishops Stortford. SUCC v Hertfordshire; 26 June, Fenners. SUCC v Cambridge University; 28 June, Oxford. SUCC v Oxford: no play due to rain.

30 June, Three Bridges. SUCC 140 (B Hill 47, N Ridley 27, C Williams 20; M Wilson 3-11, D Butchart 2-27) lost to Three Bridges 3 for 142 (D Butchart 78; M Farrow 2-30, M Salisbury 1-11) SUCC 4 for 132 (20 overs) (T Cowan 50, M Salisbury 49, A Pearson 22) beat Three Bridges 104 (L McGowan 3-6 including hat-trick, D Macintosh 3-19, M Bonnell 2-13)

1 July, Henfield. SUCC v Sussex Invitation League XI; 3 July, Kington. SUCC v Kington: no play due to rain.

4 July, Brooklands. SUCC 8 for 151 (45 overs) (R Wiles 59, C Williams 30) lost to Brooklands 3 for 155 (M Wilson 2-48)

7 July, Sheriff Hutton Bridge. SUCC 3 for 298 (45 overs) (B Hill 110, T Cowan 67 not out, D Macintosh 59, M Webber 32 not out) beat York and District League XI 222 (D Macintosh 4-10, M Webber 2-32)

8 July, Collingham & Linton. Collingham & Linton 195 (A Pearson 3-34, C Pelly 2-20, R Wiles 2-36) beat SUCC 102 (N Ridley 28, A Pearson 19)

9 July, Townville. SUCC 8 for 227 (40 overs) (T Cowan 76, L McGowan 42, A Pearson 26 not out, M Webber 20) beat Townville 216 (M Bonnell 3-39, M Webber 1-21)

11 July, Linlithgow. SUCC 171 (M Farrow 64, B Hill 25, L McGowan 21) lost to Scottish League XI 4 for 175 (M Salisbury 3-24, B Hill 1-31)

14 July, Barnt Green. SUCC 9 for 213 (55 overs) (B Hill 70, A Pearson 66 not out, R Wiles 24) beat Midlands Club Cricket Conference 199 (B Hill 5-59, M Bonnell 2-44)

15 July, Teddington. SUCC 173 (R Wiles 62, N Ridley 32, A Pearson 20) lost to Club Cricket Conference 3 for 174 (C Pelly 1-8, R Wiles 1-29, B Hill 1-33)

16 July, Worcester Park. SUCC 6 for 230 (50 overs) (L McGowan 58, D Macintosh 30, L Hartman 29, A Pearson 25 not out, M Wilson 23, N Ridley 21 not out) beat Lloyds Cricket Club 177 (C Williams 2-22, A Pearson 2-26, M Bonnell 2-30, M Webber 2-45, R Wiles 2-46)

17 July, the Racecourse Ground. SUCC 7 Dec 214 (M Wilson 53, C Pelly 51, M Webber 31, B Hill 26) beat Alexandra Park 179 (C Williams 2-14, B Hill 2-18, M Salisbury 2-23)

18 July, Shenley Park. MCC 131 (M Bonnell 2-7, B Hill 2-23, M Farrow 2-24, M Salisbury 2-36) beat SUCC 84 (C Williams 27, N Ridley 21)

Tour averages

| Batsman | Inns | NO | HS | Runs | Ave | Catches/St |
|-------------|------|----|-----|------|-------|------------|
| A Pearson | 9 | 4 | 66* | 210 | 42.00 | 3 |
| B Hill | 9 | 1 | 110 | 308 | 38.50 | 4 |
| T Cowan | 7 | 1 | 76 | 217 | 36.16 | - |
| M Farrow | 8 | 5 | 64 | 67 | 22.33 | 1 |
| N Ridley | 9 | 1 | 32 | 173 | 21.71 | 5 |
| R Wiles | 8 | - | 62 | 158 | 19.75 | 5 |
| M Wilson | 7 | 2 | 53 | 98 | 19.60 | 1 |
| L McGowan | 8 | - | 58 | 148 | 18.50 | 3 |
| M Webber | 7 | 1 | 32* | 102 | 17.00 | 2 |
| D Macintosh | 9 | - | 59 | 146 | 16.22 | 2 |
| C Pelly | 6 | - | 51 | 91 | 15.16 | 3 |
| C Williams | 8 | - | 30 | 119 | 14.87 | 8 |
| M Salisbury | 7 | - | 49 | 92 | 13.14 | 2c/1s |
| L Hartman | 9 | 2 | 29 | 59 | 8.62 | 6c/6s |
| M Bonnell | 5 | 2 | 10 | 16 | 5.33 | 4 |

| Bowler | O | M | R | W | Ave | Best |
|-------------|------|----|-----|----|-------|------|
| D McIntosh | 6.3 | 0 | 39 | 7 | 5.57 | 4-10 |
| L McGowan | 13.2 | 1 | 42 | 4 | 10.50 | 3-06 |
| M Bonnell | 71.1 | 7 | 213 | 12 | 17.75 | 3-39 |
| M Salisbury | 46.3 | 5 | 170 | 9 | 18.88 | 3-24 |
| C Williams | 21.1 | 1 | 80 | 4 | 20.00 | 2-14 |
| C Pelly | 23.4 | 4 | 101 | 5 | 20.20 | 2-32 |
| M Webber | 30 | - | 144 | 6 | 24.00 | 2-32 |
| B Hill | 85.2 | 13 | 295 | 12 | 24.58 | 5-59 |
| A Pearson | 58.3 | 8 | 190 | 6 | 31.66 | 3-34 |
| R Wiles | 38 | 3 | 217 | 6 | 36.16 | 2-36 |
| M Wilson | 32 | 1 | 145 | 4 | 36.25 | 2-48 |
| M Farrow | 73 | 13 | 263 | 7 | 37.57 | 2-24 |

Also bowled: L Hartman 1.5-0-14-1; N Ridley 2-0-19-1; T Cowan 1-0-15-0.

Sydney University



Cricket Club

U.K. Tour

1997



Eaden Tilley

Cambridge

I. McGowan N. Ridley A. Pearson T. Cowan D. Butchart C. Pelly M. Salisbury M. Webber L. Hartman
D. McIntosh M. Wilson R. Wiles B. Hill M. Bonnell M. Farrow C. Williams

Sydney University Cricket Club

Annual Report



1997 - 1998



The Informed Choice for Insurance, Investment and Superannuation!

A Season Full Of Merit And Performance

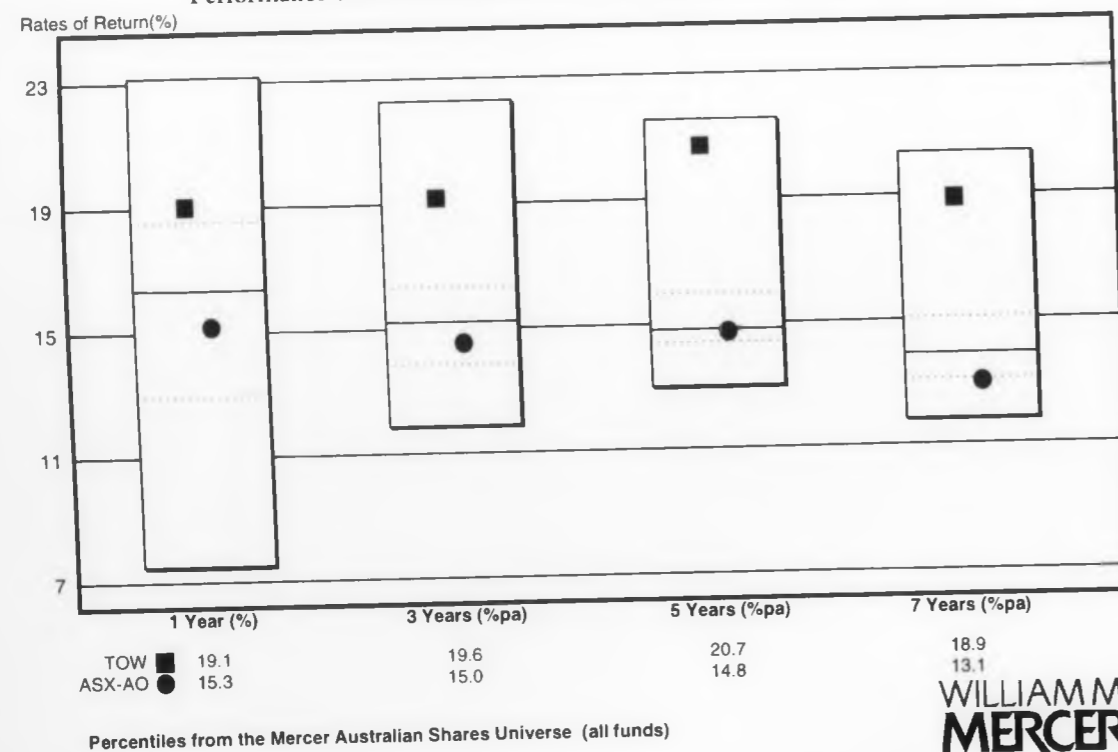
Tower would like to take this opportunity to congratulate the club and its players on a season of merit and performance.

In addition to some outstanding team performances, the achievement of all players in attaining second position in the Club Championship is highly commendable. Such performances reflect a depth of ability and diligence within the club.

It is ability and diligence that Tower has employed in outperforming the All Ordinaries Index*. Solid investment performance has been a key in being chosen as Personal Investment Magazine's *Life Insurance Company of the Year* in 1996 and 1997.

Tower Australian Share Portfolio

Comparison with the Mercer Australian Shares Universe (all funds)
Performance before tax and before fees for periods ending 30 April 1998



*Source William M Mercer Australian Equities Specialist Survey (before tax and fees)

For insurance, investment or superannuation with proven ability phone your club's service manager Lynette Mihailovic on 1800 659 981.



The Informed Choice for Insurance, Investment and Superannuation!

TABLE OF CONTENTS

| | |
|---|----|
| OFFICE BEARERS AND DELEGATES | 3 |
| VICE PRESIDENTS..... | 4 |
| SPORTS UNION BLUES AND COLOURS FOR CRICKET | 5 |
| CLUB AWARDS AND TROPHIES 1997-98..... | 6 |
| LEADING AGGREGATES AND AVERAGES FOR 1997-98..... | 7 |
| SUCC REPRESENTATIVE PLAYERS | 7 |
| FINAL GRADE TABLES | 8 |
| PRESIDENT'S REPORT..... | 9 |
| HONORARY SECRETARY'S REPORT..... | 12 |
| HONORARY TREASURER'S REPORT..... | 13 |
| MARKETING REPORT..... | 15 |
| S.U.C.C. FOUNDATION REPORT | 16 |
| NOTE ON OUR MAJOR SPONSOR: TOWER LIFE..... | 18 |
| SUCC FOUNDATION MEMBERSHIP LISTS..... | 19 |
| FEATURE ARTICLE - ALLAN DICK..... | 22 |
| FIRST GRADE REPORT | 23 |
| FIRST GRADE PLAYER STATISTICS..... | 24 |
| 'LITE ICE' ONE-DAY COMPETITION PLAYER STATISTICS..... | 26 |
| FIRST GRADE CAREER RECORDS OF CURRENT PLAYERS..... | 27 |
| SECOND GRADE REPORT | 29 |

| | |
|--|----|
| SECOND GRADE PLAYER STATISTICS | 30 |
| THIRD GRADE REPORT..... | 33 |
| THIRD GRADE PLAYER STATISTICS..... | 36 |
| FOURTH GRADE REPORT..... | 37 |
| FOURTH GRADE PLAYER STATISTICS..... | 38 |
| FIFTH GRADE REPORT..... | 39 |
| FIFTH GRADE PLAYER STATISTICS..... | 45 |
| SIXTH GRADE REPORT | 46 |
| SIXTH GRADE PLAYER STATISTICS | 46 |
| POIDEVIN-GRAY SHIELD REPORT | 48 |
| POIDEVIN-GRAY SHIELD PLAYER STATISTICS | 50 |
| A.W GREEN SHIELD REPORT | 51 |
| GREEN SHIELD PLAYER STATISTICS..... | 55 |
| VETERANS REPORT | 56 |
| VETERANS PLAYER STATISTICS..... | 58 |
| AUSTRALIAN UNIVERSITIES CRICKET CHAMPIONSHIPS - BRISBANE | 59 |
| SUCC COUNTRY TOUR - JANUARY 1998..... | 60 |
| UK TOUR 1997..... | 61 |
| OBITUARIES..... | 64 |
| SYDNEY UNIVERSITY CRICKET CLUB RECORDS..... | 66 |
| LOWER GRADE ALL-TIME BEST PERFORMANCES..... | 85 |
| CAREER RECORDS OF CURRENT PLAYERS..... | 86 |
| ACKNOWLEDGEMENTS..... | 88 |

OFFICE BEARERS AND DELEGATES

Patron: Dr W J Mackie
President: A B Crompton GAM

Life Members (AGM when first elected)
W J Mackie (1974), G J Scahill (1979), A B Crompton (1983)
E B Le Couteur (1996), M W O'Sullivan (1996), D D Ridley (1996),
J F Rodgers (1996)

Board of Management
Chairman: J F Rodgers
Operations: I E Fisher
Sponsorship: H Anderson
Finance: G Polites
Honorary Secretary: A Pearson
Honorary Treasurer: M Mesley/G Polites
Foundation: E B Le Couteur
Director of Cricket: W Turnbull
Executive Officer: D Cheever
Club Captain: B Hill

Delegates to S.C.A.:
A B Crompton OAM
B W Collins QC
Delegate to N.S.W.C.A.: A B Crompton OAM
Delegates to SUSU: A Pearson, M Mesley
Delegate to City & Suburban: Dr C Latimer
Delegate to Inner West Cricket Council: W Turnbull

Social Secretary: M Salisbury
Veteran's Secretary: Dr C Latimer

Captains/Selectors:
Chairmen: M O'Sullivan, I E Fisher
1st Grade: B Hill
2nd Grade: Dr C Tomko
3rd Grade: T Lester
4th Grade: A Wiles
5th Grade: J F Rodgers
6th Grade: D Dawson
Poidevin-Gray: A Elbourne
Green Shield: E Cowan

Coaches:
Club: W Turnbull
Poidevin-Gray: Dr D D Ridley
Green Shield: W Turnbull, I E Fisher

VICE PRESIDENTS

(AGM when first elected)

| | | | |
|------------------------|------|------------------------|------|
| R E Alexander | 1969 | R J Lee | 1971 |
| H Anderson | 1993 | M G L'Estrange | 1976 |
| D Armati | 1978 | P W Logan | 1990 |
| J Baird | 1979 | G B T Lovell | 1990 |
| J Banks | 1991 | P H T Lovell | 1965 |
| Judge R T H Barbour QC | 1951 | P Mackay | 1983 |
| P J Beale | 1982 | Dr W J Mackie | 1964 |
| K O Binns | 1951 | C I M McRae | 1981 |
| M T Bonnell | 1995 | J Malicki | 1973 |
| I McCristal | 1957 | R C Mesley | 1970 |
| L Carrington | 1978 | D C V Morgan | 1982 |
| A Chapman | 1975 | T Murphy | 1995 |
| J Chapman OAM | 1977 | Mr Justice P J Newman | 1965 |
| B W Collins QC | 1989 | M W O'Sullivan | 1972 |
| G Cooper | 1990 | M Pawley | 1967 |
| R Cotton | 1971 | R Pearson OAM | 1975 |
| M J Counsel | 1983 | G H Pike | 1975 |
| A B Crompton OAM | 1968 | Colonel P Pike | 1976 |
| D Cheever | 1997 | K Pitty | 1996 |
| F H de Carvalho | 1950 | Dr W Pitty | 1985 |
| M Dickens | 1983 | G E Reed | 1986 |
| D A T Dickens | 1952 | Dr R J Richards | 1958 |
| B M Druery | 1975 | Dr D D Ridley | 1976 |
| J G Erby, AM | 1962 | D Robinson | 1970 |
| J H Everett | 1964 | J F Rodgers | 1975 |
| A J Falk | 1974 | P J Rodgers | 1990 |
| M Farrow | 1995 | G C Russell | 1969 |
| I E Fisher | 1970 | G J Scahill | 1972 |
| I W Foulsham | 1970 | D D Scanlan | 1970 |
| Dr D G Fox | 1968 | P H Scanlan | 1968 |
| Peter W Gray | 1981 | Dr D Scott-Orr | 1958 |
| Phil G Gray | 1992 | M F Sewell | 1980 |
| Phil J Gray | 1989 | A Shaw | 1990 |
| R Green | 1983 | K H Sheffield | 1956 |
| J A Grimble | 1988 | J B Spence | 1975 |
| B Hickey | 1986 | R H Storey | 1972 |
| M J Ives | 1969 | R J Thomas | 1969 |
| P V James | 1970 | C J Tomko | 1995 |
| Dr T Jenkins | 1983 | J R White | 1981 |
| R J Lambie AO | 1957 | E G Wiles | 1996 |
| Dr C Latimer | 1986 | Sir Bruce Williams KBE | 1969 |
| J W Laurie | 1961 | G R Wilson | 1978 |
| E B LeCouteur | 1965 | M E Wilson | 1996 |
| C E Lee | 1980 | I E Wolfe | 1971 |

SPORTS UNION BLUES AND COLOURS FOR CRICKET

LIST OF THOSE STILL LIVING

N.B. The following list may still be inaccurate and incomplete, despite efforts to bring it to completion. If there are inaccuracies, could they be brought to the attention of James Rodgers (9428 1820)

| | | | |
|------------------------------|------|----------------------|------|
| Bert ALDERSON | 1952 | Tony LOW | 1960 |
| Bernie AMOS | 1955 | Jim MACKIE | 1953 |
| Jock BAIRD | 1976 | Dick MESLEY | 1970 |
| Phil BEALE | 1980 | Fergus MUNRO | 1961 |
| Kendall BINNS | 1942 | Michael O'SULLIVAN | 1975 |
| Max BLACKLER | 1982 | Brian PARKHILL | 1936 |
| David BUCKINGHAM | 1953 | Mike PAWLEY | 1962 |
| Mark BURGESS | 1979 | Geoff PIKE | 1973 |
| Alan CASH | 1960 | David (Darby) QUOYLE | 1985 |
| Mac CHAMBERS | 1959 | Graham REED | 1955 |
| John CHAPMAN | 1936 | Andrew RIDLEY | 1992 |
| Malcolm COPPLESON | 1948 | Damon RIDLEY | 1981 |
| Bob CRISTOFANI | 1949 | Fred RING | 1945 |
| Alan CROMPTON | 1968 | James RODGERS | 1981 |
| Graham DAWSON | 1965 | Greg RUSSELL | 1966 |
| John DETTMANN | 1939 | David SCANLAN | 1966 |
| David DICKINS | 1950 | Phil SCANLAN | 1968 |
| Frank DILLON | 1942 | Don SCOTT-ORR | 1954 |
| Roger DUNLOP | 1943 | Warren SEARLES | 1983 |
| Brian DWYER | 1944 | Mark SEWELL | 1981 |
| Adam ELBOURNE | 1996 | Ron SHAND | 1968 |
| Doug EMERY | 1950 | Angus SHARP | 1996 |
| Jon ERBY | 1959 | Andrew SHAW | 1983 |
| John EVERETT | 1959 | Keith SHEFFIELD | 1953 |
| David FOX | 1960 | Adam SMITH | 1994 |
| Damien GRATTAN-SMITH | 1981 | G Stewart SMITH | 1944 |
| Roy GRAY | 1946 | Walter SOUTH | 1938 |
| Simon GRAY | 1992 | John SPENCE | 1981 |
| Brian HANLEY | 1950 | Frank STENING | 1958 |
| David HANLIN | 1949 | Rob STOREY | 1968 |
| Scott HARBISON | 1961 | Craig TOMKO | 1982 |
| Brendan HILL | 1996 | Dick TOWNSEND | 1962 |
| David HOWELL | 1945 | H (Jika) TRAVERS | 1939 |
| Mal IVES | 1960 | David WALKER | 1955 |
| Peter JAMES | 1970 | Leslie WESTAWAY | 1945 |
| Tom JENKINS | 1977 | John WESTPHALEN | 1946 |
| Charles KING (deceased 1997) | 1934 | Saxon WHITE | 1955 |
| Jim L'ESTRANGE | 1978 | Richard WILES | 1994 |
| Geoff LOVELL | 1987 | Dick WOODFIELD | 1957 |

CLUB AWARDS AND TROPHIES 1997-98

Captain John Morris Memorial Trophy for Most Valuable Clubman - IAN FISHER

Named in honour of Captain John 'Skipper' Morris, President of the Club 1956-62, patron from 1962 until his death in 1975, scorer for First Grade and Poidevin-Gray and an inspiration behind the club for many years, this trophy is awarded each season to the club member who has made the most valuable and selfless contribution to the club. James Rodgers has won this award on four occasions.

Eric McElhone Memorial Fielding Trophy for First Grade - ADAM ELBOURNE

Eric McElhone played First Grade for University from 1905 to 1913, scoring 2053 runs and representing NSW. He was an outstanding, agile fieldsman. He first donated this award in 1955 and it was perpetuated by his family after his death in 1981. Tony Low won the trophy on four successive occasions between 1958 and 1962. Craig Tomko has also won this award four times.

Brian Hickey Award for Poidevin-Gray - ADAM ELBOURNE

Brian Hickey has been a Vice President of the club since 1986 and a long standing supporter. He has donated this award for the most valuable Poidevin-Gray player of each season. St John Frawley won the first three awards from 1983.

I E Fisher Trophy for the Most Valuable First Grade Player - PHIL STANBRIDGE

Ian Fisher, First Grade captain from 1969 to 1978, enjoyed an outstanding career with University and is the club's highest First Grade run scorer. Since 1979, Ian has chosen the player who, he considers, has made the most valuable contribution to First Grade. John Grimble has won this award six times. Phil was last year's winner of this award.

Dr Jim L'Estrange Memorial Award: Most Valuable Undergraduate Lower Grade Player - STEVE PARDY

Dr Jim L'Estrange played for the club in the 1930's and 1940's and was a Vice President of the club from 1978 until his death in 1990. Two of his sons, Michael and Jim, played First Grade for University. He wished this award to be used to encourage undergraduates in Third Grade and below.

Green Shield Most Valuable Player Award - NICK FRENCH

Season 1997-98 was the Club's first in which a team participated in the Green Shield competition and Nick French was the inaugural winner in a side which missed the semi-finals on percentages, by very few runs.

Tower Life Award - BRENDAN HILL

The Club has received extremely generous sponsorship from Tower Life. In addition to its sponsorship, Tower donates this award, of \$1,000.00, for the outstanding undergraduate player who has participated in the Club's administration. (this award, instituted in 1988, was previously the State Bank Award).

Ray Eastcott Memorial Trophy - TIM MORNANE

Ray Eastcott was a valuable and practical supporter of the club in the 1980s, when his son Andrew played for the club. The Eastcott family has presented this award, in his memory, to the club's best all-rounder each season.

CLUB AWARDS AND TROPHIES - Cont'd

Tom Garrett Trophies - Best and Fairest
 - 1st: **BEN WOOD**
 - 2nd: **BRENDAN HILL**
 - 3rd: **BARRY SPENCER**

Tom Garrett played for University from 1875 until 1896, representing Australia in the first ever Test in 1877. He was a medium pacer, a vigorous batsman and an inspirational club captain. Players from each team allocate points at the end of each match on a 3-2-1 basis.

Swire Travel Player of the Year - TIM MORNANE

A new award proudly sponsored by Swire Travel. The winner received a return airfare for two to anywhere in Australia. Players were allocated points for every run, wicket and catch and for playing in a winning team.

LEADING AGGREGATES AND AVERAGES FOR 1997-98

| BATTING | | BOWLING | |
|--------------|------------|---------------|-------------------|
| Steve Pardy | 567 runs | Tim Croft | 45 wickets |
| Oliver Young | 609 @ 50.8 | James Rodgers | 40 wickets @ 10.8 |

SUCC REPRESENTATIVE PLAYERS

Ed Cowan
GPS-CAS U-17 XI

Adam Elbourne
NSW Colts v Tasmania 2nd XI
Sydney CA XI v Combined Shires

Tim Mornane
GPS First XI

Nick Ryan
Combined Green Shield (North) Team

Rodney Davison
NSW - 7 Sheffield Shield matches,
NSW 2nd XI vs Victorian 2nd XI.

Brendan Hill
Sydney CA XI v Combined Shires

Steve Nikitaras
Country Origin v Sydney Origin
NSW 2nd XI v Queensland 2nd XI

John Saint
Tasmania v South Australia (Mercantile Mutual Cup)

FINAL GRADE TABLES

| FIRST GRADE | Premiers in bold SECOND GRADE | THIRD GRADE |
|-------------------------------|----------------------------------|--|
| North Sydney 82 | Sutherland 86 | Parramatta 76 |
| Bankstown-Canterbury 68 | St George 70 | Sydney University 70 |
| Sutherland 68 | Mosman 68 | Randwick 68 |
| Mosman 62 | Bankstown-Canterbury 66 | Sutherland 60 |
| Manly-Warringah 66 | North Sydney 64 | Balmain 58 |
| Penrith 62 | Northern District 64 | Eastern Suburbs 52 |
| Randwick 60 | Eastern Suburbs 52 | University of NSW 51 |
| Hawkesbury 54 | Sydney University 52 | Manly-Warringah 48 |
| Balmain 50 | Penrith 48 | Northern District 48 |
| St George 42 | Balmain 42 | Bankstown-Canterbury 42 |
| Campbelltown 40 | Randwick 42 | North Sydney 38 |
| Eastern Suburbs 40 | Gordon 40 | Fairfield-Liverpool 36 |
| University of NSW 40 | Western Suburbs 40 | Hawkesbury 36 |
| Fairfield-Liverpool 38 | Fairfield-Liverpool 36 | Petersham-Marrickville 36 |
| Western Suburbs 38 | University of NSW 36 | Penrith 34 |
| Sydney University 34 | Parramatta 34 | Western Suburbs 30 |
| Northern District 32 | Manly-Warringah 24 | Campbelltown 27 |
| Parramatta 24 | Hawkesbury 24 | Gordon 24 |
| Gordon 18 | Campbelltown 18 | Mosman 22 |
| Petersham-Marrickville 6 | Petersham-Marrickville 0 | St George 10 |
| FOURTH GRADE | FIFTH GRADE | FOSTER'S LIGHT ICE LIMITED OVERS COMP |
| Parramatta 70 | Sydney University 77 | Bankstown-Canterbury 24 |
| Sutherland 64 | Sutherland 72 | Mosman 24 |
| St George 60 | Randwick 72 | Sydney University 24 |
| Randwick 58 | Parramatta 72 | Randwick 18 |
| University of NSW 54 | University of NSW 64 | Parramatta 18 |
| Balmain 54 | Eastern Suburbs 54 | Gordon 18 |
| Penrith 52 | Balmain 54 | University of NSW 12 |
| Northern District 48 | St George 46 | Eastern Suburbs 12 |
| Bankstown-Canterbury 42 | Penrith 45 | Campbelltown 12 |
| North Sydney 40 | Manly-Warringah 42 | North Sydney 12 |
| Eastern Suburbs 40 | Northern District 40 | Fairfield-Liverpool 12 |
| Manly-Warringah 36 | Gordon 40 | Penrith 12 |
| Gordon 36 | Campbelltown 30 | Balmain 12 |
| Hawkesbury 34 | Hawkesbury 30 | Manly-Warringah 12 |
| Sydney University 33.4 | North Sydney 30 | St George 6 |
| Campbelltown 30 | Petersham-Marrickville 30 | Hawkesbury 6 |
| Fairfield-Liverpool 30 | Bankstown-Canterbury 24 | Northern District 6 |
| Mosman 24 | Fairfield-Liverpool 18 | Sutherland 0 |
| Western Suburbs 18 | Western Suburbs 18 | Western Suburbs 0 |
| Petersham-Marrickville 16 | Mosman 6 | Petersham-Marrickville 0 |

FINAL GRADE TABLES - Cont'd

| POIDEVIN-GRAY SHIELD Northern Division | A W GREEN SHIELD Northern Division | CLUB CHAMPIONSHIP |
|---|---------------------------------------|-------------------------------|
| Northern District 36 | Parramatta 48 | Sutherland 1615 |
| Sydney University 36 | Penrith 42 | Sydney University 1420 |
| Balmain 30 | Sydney University 42 | Bankstown-Canterbury 1398 |
| Penrith 30 | Manly-Warringah 30 | Randwick 1355 |
| Manly-Warringah 24 | Northern District 30 | Penrith 1312 |
| Hawkesbury 18 | Gordon 24 | Parramatta 1296 |
| Parramatta 18 | Hawkesbury 24 | North Sydney 1270 |
| Mosman 12 | North Sydney 18 | Balmain 1240 |
| Gordon 6 | Balmain 12 | St George 1208 |
| North Sydney 0 | Mosman 0 | Northern District 1198 |
| Southern Division | Southern Division | Manly-Warringah 1158 |
| Fairfield-Liverpool 42 | Campbelltown 42 | Eastern Suburbs 1128 |
| St George 42 | Bankstown-Canterbury 42 | Mosman 1076 |
| Sutherland 21 | Sutherland 39 | University of NSW 1070 |
| University of NSW 21 | Fairfield-Liverpool 36 | Fairfield-Liverpool 1026 |
| Western Suburbs 18 | St George 30 | Hawkesbury 930 |
| Randwick 15 | Eastern Suburbs 24 | Campbelltown 846 |
| Campbelltown 15 | Petersham-Marrickville 24 | Gordon 796 |
| Eastern Suburbs 12 | Western Suburbs 24 | Western Suburbs 782 |
| Petersham-Marrickville 12 | Randwick 9 | Petersham-Marrickville 408 |
| Bankstown-Canterbury 12 | University of NSW 0 | |

PRESIDENT'S REPORT

Against the backdrop of the events of the last 18 months, the 1997/98 season was a very satisfying one. Second in the Club Championship, 3rd Grade Premiers, 5th Grade Minor Premiers and finalists, 1st Grade semi-finalists in the Fosters Lite Ice Limited Overs Competition, semi-finalists in the Poidevin-Gray competition defending the previous season's premiership, equal second in our division in our inaugural Green Shield season, 2nd Grade contesting a position in the four until the last round or two, and a competitive 4th Grade team delivered to the Club one of its most successful seasons.

Not bad for a Club which approximately 12 months before the time of writing effectively did not exist, as the reality of the matter is that to "reposition" elsewhere a club, structured to compete and accustomed to competing as a grade club, is effectively to destroy that club along with its players, grounds, energetic honorary officials, and its buoyancy and enthusiasm.

The Club applauds and congratulates the Sydney and New South Wales Cricket Associations on their new policy of objective rather than subjective assessment of clubs against detailed criteria and their indication of a willingness to assist any Club found to have any problem areas in the course of such assessment. This approach fits happily with what should be a positive policy of improvement and expansion of our cricket, rather than the negative policy of destruction evident in the recent past. This change in approach is to be applauded.

PRESIDENT'S REPORT - Cont'd

Hearty congratulations to all players and captains on the Club Championship second place achievement, and to Tim Lester and the 3rd Grade team on their convincing Premiership. Special congratulations, too, to James Rodgers and the 5th Grade team on their Minor Premiership and runners up position. Congratulations are also extended to all other players for the other on-field achievements chronicled elsewhere. In terms of on-field achievement, the Club also thanks and congratulates the Director of Cricket Wayne Turnbull whose energy and enthusiasm contributed enormously to the Club's overall performance. Wayne's arrival and the Club's performances, of course, were not coincidental. Similarly, the Club is enormously indebted to Damon Ridley and Ian Fisher for their superb contributions to the Poidevin-Gray and AW Green Shield performances respectively as well as contributing to the Club's playing performances in so many other ways.

Off the field, the Club's restructured administration proved to be very effective and the Club is deeply indebted to many capable and energetic workers, both on the Board and otherwise, including but certainly not limited to James Rodgers (Chairman), Wayne Turnbull (Director of Cricket), Geoff Polites, Ted Le Couteur, Ian Fisher, Max Bonnell, Bruce Collins, Hartley Anderson, Andrew Pearson, Mick O'Sullivan, Dan Cheever, Brendan Hill, Damon Ridley, Mark Wilson, John Grimble, David Hudson and Michael Mesley.

Special thanks to Sydney University Sports Union and in particular to President Bruce Ross and Director Greg Harris for their totally committed support. Bruce and Greg have provided so much assistance by being so involved in the affairs of the Club, and we are all very grateful. Perhaps the present closeness of the relationship between the Club and the Sports Union has been equalled in the past, but it has never been surpassed.

Our special thanks also go to so many supportive parents, other relatives and friends of our players, including the Elbourne, Kelly, Ryan, Pardy, Saint, Tomko, Pemberton and Cross parents and families and all the Green Shield parents to name just some. This support makes all the difference! This summer witnessed the Club's first season in partnership with **Tower Life**, Australia's leading provider in the areas of Financial Services, Funds Management and Life Insurance. This partnership is an excellent "fit" with Club members and supporters having access to Tower's services and Tower gaining a place within the University's sporting world and access to the University's alumni. Any Club member or supporter who has not yet done so should make contact with Tower for a no-obligation discussion in the areas of Tower's expertise. The Club hopes that the association continues for many years to come, and we especially thank Les Mace and Michelle Hollis for making our joint operations so enjoyable. Thank you, too, to Ted Le Couteur for his energetic involvement in this partnership.

Thank you also to our support sponsor Swire Travel and to Frank Clark whose company and involvement we enjoy so much. Similarly, the support the Club receives from City Ford and Geoff Polites and from Marsh Estate Wines and Peter Marsh is so much appreciated, as is the assistance provided by various local restaurants in providing various "Player of the Round" awards.

Much momentum was achieved in the Club's operations last summer. It is essential that this momentum is not only maintained but also enhanced. It is too easy to "go off the boil". Every Club member and supporter must commit to an even greater contribution, and we must all accept the responsibility to persuade (if any persuasion is necessary) existing members to remain with the Club and others to join the Club where it is thought they can contribute. A word of warning. Like most Clubs administered principally by honorary officials, there is a danger that we have too small a number of chiefs, many braves, but not enough "middle management" indians. Many of the Club's principal administrators of last summer are of an age where their "hands on" involvement may not continue for much longer. Their support certainly will. But "burnout" of a small group of enthusiastic and energetic administrators and supporters must be avoided, as they'll not always be around on a day to day basis.

PRESIDENT'S REPORT - Cont'd

Perhaps the Club needs more people, particularly younger people, prepared to accept a share of the responsibility, however small, as every little bit helps. No-one should wait to be asked! I suspect however that we compare favourably in this regard with most other Clubs. We must not ask "what can the Club do for me" but rather "what can I do for the Club" in return for the huge enjoyment and benefits (now and later in life) derived from playing with the Club.

Wayne Turnbull vacates the position of Director of Cricket to resume his career with the Commonwealth Bank, given the career and financial opportunities and the security for his young family that this move provides. Wayne's decision is perfectly understandable. We are delighted to note, however, that it is certainly not "goodbye" as Wayne very much intends to continue his support of the Club, and I know we will see plenty of him. Thank you, Wayne, for your huge contribution to the Club's achievements last summer. Congratulations to 1960's 2nd Grade and occasionally 1st Grade wicketkeeper and Club stalwart Dr. Scott Harbison AM, honoured for services to the community in the June 1998 Queen's Birthday honours list with the award of a Member in the General Division (AM).

A recent hint by James Rodgers about his future administrative involvement with the Club (but not his playing involvement!) causes me to pen a brief and separate piece in case James' stated intentions come to pass.

Congratulations to everyone on a very satisfying 1997/98. Season 1998/99 must be even better.

*Alan Crompton
President*

JAMES RODGERS

At the time of writing, James Rodgers has indicated his intention from the next Annual General Meeting to vacate all official administrative positions within the Club - although he couldn't indicate quickly enough that he intends to continue as a player and captain! If what James has foreshadowed transpires, then certainly our next Annual Report, without quite doubling in size, will chronicle his extraordinary administrative contribution to the Club - not to mention his playing contribution. The names of Sydney University Cricket Club and James Rodgers are synonymous. Perhaps the following (incomplete) list of some of James' contributions tells us why:

Life Member (elected 1996), Honorary Secretary 1980-1984, Vice-President (elected 1975), Sports Union Colours (1981), long serving delegate to the NSWCA/SCA including the Grade Committee/SCA Committee of Management 1985-1993 (Deputy Chairman 1989-1993), Chairman of the Club's inaugural Board of Management (1997/98), Club Historian and long serving Editor of the Annual Report. In addition, James has provided outstanding service to the NSWCA/SCA in many other ways.

This contribution, so briefly summarised, is matched only by the respect in which James is held at all levels of Australian cricket. His calm, analytical, clear thinking and balanced approach to administration are in turn matched only by his energy. Where on earth does he find the time to do not only the things that are public and evident, but also all the many things he does quietly and thoughtfully behind the scenes?

James is and always will be a very special person in the history of Sydney University Cricket Club. If his stated intention comes to pass, we will leave it to another Report to laud his contribution to the Club and his continuing place in its history in a way that is more worthy of that contribution. James' Life Membership of the Club (one of 10 in all and 7 living) and his Vice Presidency will, of course, ensure that he continues an administrative involvement in the Club (despite his recent utterances!) - and knowing James as we all do, that involvement will be wholehearted.

Alan Crompton

HONORARY SECRETARY'S REPORT

Looking back on the 1997/98 season I am reminded of a conversation that I had with Bruce Ross, President of the Sports Union about halfway through the season. I had stopped to talk to Bruce on campus and he asked how I thought the season was going. I told Bruce that I thought that things were going quite well and that the club was starting to turn around and really become one of the great clubs in the Sydney Grade cricket competition. Bruce used the analogy of our fortunes being similar to that of a giant ocean liner. The Captain had given the orders for the boat to turn around however it takes some time until these orders are translated into a turning of the boat that is visible to those outside the vessel. This is where Sydney University Cricket Club now stands - everything is in place and a new course has begun. Changes in the Club are still taking place however and we should look forward to more success in the future.

Highlights of the season were numerous and include second in the Club Championship, the Third Grade premiership, Fifth Grade minor premiership and runners up overall, the semi final appearance from First Grade in the One Day competition, the Poidevin Gray semi final appearance and the fine performance from the Green Shield team who narrowly missed out on a berth in the semi finals. With all these successes the year was full of high points. These could not have been achieved without the concerted effort of a number of members of the Club whose efforts should not go unmentioned.

The 1997-1998 season saw the initiative of a full-time coach being implemented by the Club. This position was filled by Wayne Turnbull who quickly settled in and did a fantastic job of focussing the Club's efforts towards performances on the field and enjoying the social life off it. Wayne was ably assisted by Ian Fisher whose efforts throughout the season were also, as Tim Mason would say, 'top drawer'. Ian also looked after one of the Club's other initiatives in the Green Shield side whose performances were a credit to the lads and the Club. After watching a few of the 'Greenies' games it seems that these guys were really excited to be playing cricket for Sydney University and thoroughly enjoyed their season. The Club should look forward to a number of these players coming up through the ranks and having very successful careers with the Club.

Damon Ridley and Adam Elbourne had another great season with the Poidevin Gray team, who were beaten in the semi-final by the eventual winners, Fairfield-Liverpool. Unfortunately the team's streak of wins was broken this year after twelve straight. With a few of the senior players from that team moving on the Club should be looking forward to a number of players stepping up and continuing the winning tradition in this competition. Congratulations to two of the P-G's boys who collected awards at the Annual Dinner held at the Cricketers' Club of NSW. Tim Mornane won the Swire Travel Player of the Year and Steve Pardy the L'Estrange award for the Most Valuable Undergraduate Lower Grade Player. Both should look forward to successful seasons next year. Many thanks go to Swire Travel for again supporting the Club. Tim should enjoy his trip. Ben Wood was the recipient of the Tom Garrett Best and Fairest Award after great success in Second and Third grade this season. Adam Elbourne finally stunned the spectators and began to score some runs in the Under 21 Poidevin Gray competition and was justly awarded the Under 21 Player of the Year. He also achieved the fantastic feat of scoring over 1000 runs for the Club in all forms of cricket this year, a terrific achievement.

The greatest achievement for the Club off the field this year was forming an association with Tower Life whose support of the club was just wonderful. All members of the Club should be very excited about this association and if in the market for life insurance or financial planning should look no further than Tower Life. 1998 also saw the inaugural Dinner of the Decade held at the Refectory in the Holme building. This was the highlight of the Club's social calendar and an unqualified success, giving the chance for current and past players and supporters of the Club to attend a superb evening. In addition to the Dinner of the Decade the social situation of the Club flourished with nights such as the Trivia night, Annual Dinner and gatherings back at the Grandstand after games.

HON. SECRETARY'S REPORT - Cont'd

Finally I would like to thank all the members of the Board of Management who worked so hard over the season to ensure that it was a successful one. I would especially like to thank and congratulate James Rodgers, who after 25 years as a member of the Board and the current Chairman, has decided to retire from the boardroom to concentrate on his cricket. Best wishes and good luck in the quest for that elusive Fifth Grade trophy. Best wishes also to Wayne Turnbull who has left the position as Club Coach to return to the Commonwealth Bank. Wayne's input and guidance with the club will be missed and I wish him all the best in the future. I would also like to take this opportunity to thank the Sydney University Sports Union and staff for their support of and assistance to the Club this year.

That just about wraps up my summary of the season. I hope that everyone is enjoying their winter break from the game and looking forward to the up and coming 1998-1999 season. This could be the one where we crack the number one spot on the Club Championship and write the name of the Sydney University Cricket Club in the record books.

Yours in enjoyment of the game of cricket,

Andrew Pearson
Honorary Secretary

HONORARY TREASURER'S REPORT

Following on from a 30% increase in revenues in the prior season, the 1997-98 season saw a staggering 115% increase with total net revenue for the year of \$104,400.00. The major source of revenue for the year was our new Major Sponsor, Tower Life, whose total sponsorship of \$40,000.00 was distributed 50/50 between the club's operations and the Foundation, and was an outstanding benefit to the Club. Sponsor Swire Travel also made a significant contribution of \$1,000.00. These and other sponsors also donated awards and prizes going directly to Club players. Fundraising activities were also significantly expanded with a variety of activities generating net revenue of \$23,062.00.

The Sydney University Sports Union was also a major benefactor of the Club with a coaching grant of \$20,000.00 and a further grant of \$12,000.00. The Foundation also provided a direct grant of \$4,000.00. Major expense increase occurred in the field of coaching where Wayne Turnbull, the Club's (and Sydney Grade Cricket's) first full-time Director of Cricket more than offset this increased cost through his outstanding contribution to our on-field and off-field success.

Our thanks also go to the NSWCA for its grants, both of which were of major benefit to the Club and to cricket in our local community. While the Club produced a trading surplus of \$3,568.00 for the year, our focus must be on reducing costs by drawing on greater voluntary contributions from Club members in the forthcoming seasons. The Club has total annual expenses of almost \$15,000.00 emanating from payments associated with match days which payments are not incurred by more traditional clubs. Unless we can successfully achieve these costs reductions, the Club faces an ongoing requirement to generate income in excess of \$100,000.00 per year, which will in turn require continued sponsorship and fundraising activities at or above the record levels achieved this year.

Geoff Polites Honorary Treasurer

**SUCC STATEMENT OF OPERATIONS
FOR THE PERIOD 1 APRIL 1997 TO 31 MARCH 1998**

| REVENUE | \$ |
|-------------------------|----------------|
| Sponsorship Income | 21,000 |
| SUSU Grant | 20,000 |
| Fundraising Dinner | 14,335 |
| SUSU Allotment | 12,000 |
| Membership Levies | 11,525 |
| NSWCA Grant | 7,631 |
| Other Fundraising | 7,118 |
| Foundation Grant | 4,000 |
| SUSU Veterans Subs | 2,500 |
| Canteen Sales | 2,172 |
| Annual Raffle | 1,609 |
| Sale of Merchandise | 510 |
| | ----- |
| TOTAL REVENUE | 104,400 |
| | ===== |
| EXPENDITURE | \$ |
| Coaching | 30,924 |
| Club Attire | 11,025 |
| Cricket Balls | 7,972 |
| Afternoon Teas | 7,106 |
| Sundry Expenses | 5,738 |
| Sponsorship Support | 3,793 |
| Annual Report | 3,643 |
| Vehicle Expenses | 3,400 |
| Match Day Coordinator | 3,300 |
| Sydney Uni Sports Union | 2,850 |
| Scorer | 2,700 |
| Player Expenses | 2,486 |
| Scoreboard Operation | 1,520 |
| Social Costs | 1,456 |
| Cricket Expenses | 1,120 |
| Pre-Season Training | 982 |
| Local District Support | 900 |
| Premiers Dinner | 610 |
| Opposition Parking | 448 |
| Doyle Fund | 250 |
| | ----- |
| TOTAL EXPENSES | 100,832 |
| | ===== |
| NET SURPLUS | 3,568 |
| | ===== |

MARKETING REPORT

The Marketing Committee activities encompass marketing, sponsorship and membership. This position is one of those created out of the increased demands being placed on essentially amateur sporting clubs that compete at the level below the paid player level.

There has been an expanding expectation by professional sports administrators that their amateur affiliates raise their standards in all facets of their operations. The administrative burden on non paid administrators has increased significantly to satisfy the demands of the paid administrators.

Our Club is no exception and the budget given to the Marketing Committee has been significant. Some progress was made to establish revenue streams compatible with our activity, and the bulk of our revenue was derived from University and SUCC related sources. One's thoughts turn to some of the entrepreneurial clubs in other places which have bought and run pubs or discotheques as a means of reducing their funding reliance on the closer club community.

SUCC Marketing activity is required to meet a number of objectives, namely:

- To promote the Club to its public within and outside both the Sydney Cricket Association and the University.
- To initiate and oversee activities designed to generate revenues to meet the budgeting needs of the Club.
- To secure sponsor partners and work with those partners for mutual benefit.

A number of functions were held as part of the Club's off-field calendar, and some of these made a positive contribution to our financial position. The 'Dinner of the Decade' was held in the Refectory during March and we were honoured to have the Vice Chancellor Professor Gavin Brown present. Over two hundred guests heard an excellent address by Mr Rod McGeoch and a monologue from the comedian Brian Doyle. Despite the lateness of the hour Rod Tubbs worked hard and effectively on a number of auction items. The night was a great success and made a healthy contribution to our coffers.

Details on the Trivia Night are included elsewhere in this report. A raffle and involvement with a lunch at the SCG in conjunction with the Sports Union were other activities.

The 'membership' of the Club includes our players, our sponsors, past players, parents, partners and friends of players, members of the Foundation and other interested persons. Communication to our membership was achieved through direct mail outs and Keith Pitty's and Max Bonnell's excellently edited newsletter "Backward Square". If the SCA conducted a competition for the best Club Newsletter, "Backward Square" would rate very highly.

Wayne Turnbull and others contributed significantly to arrangements for the dinner but our thanks in particular go to Alan Crompton for the donation for auction of some of his personal mementos of the Australian Ashes tour. Ted LeCouteur contributed to everything. We should never take anything or anyone for granted but what would we do without him?

There are plenty of challenges and actions required to keep us moving ahead. Season 1997/98 has simply been the start of a new and more sophisticated chapter in our evolution.

Hartley Anderson Sponsorship Committee Chairman

S.U.C.C. FOUNDATION REPORT

The importance of the Foundation to the Club was very much in evidence during the 1997-98 season with a large increase in expenditure from the previous year. A motor vehicle was purchased for the use of the Club's full time Director of Cricket and with many commitments having been made the previous year to ensure that the Club remained a leader in Grade cricket, the Foundation was able to fund these commitments to ensure innovative plans were implemented.

It must be very pleasing for all Life Members and Members of the Foundation to realise that their support, since the Foundations's inception in 1989, has not only made the Club largely self-sufficient in the short term, but is allowing the Club to receive interest income in perpetuity at a time when traditional funding for Grade clubs may not always be available. Last year the Foundation trustees predicted that there would be a large increase in expenditure and this certainly occurred. The results can be seen in the excellent overall performances of the Club on the field. The Foundation again expects to assist the Club with constructive plans for the forthcoming season.

A major initiative this year was the acquisition of a major new sponsor, Tower Life Australia Limited. This \$40,000.00 per annum sponsorship will significantly augment Foundation funds in future years. Tower Life was voted the Life Assurance Company of the Year in 1996 and again in 1997 by Personal Investment magazine. Tower Life aims to assist past and present players of the Club and their families to accumulate, invest and protect their financial assets through the provision of innovative and competitive services. Tower Life is also kindly providing \$1,000.00 per annum to the Club for a prize for the year's Most Outstanding Undergraduate Player who has also assisted the Club off the field. This will be known as the Tower Life Prize.

Another initiative was the Foundation's introduction of the Career Assistance Programme. There are some players in the Club's elite squad who are close to graduating, have graduated, are wishing to enter the workforce for the first time or who are seeking advice and support within their existing career. Those in these positions should benefit from personal contact with a leader in their particular field. The Foundation will contact ex-players or supporters who are prominent in industry or the professions and will arrange a meeting for the player with a mentor.

The Foundation trustees would like to welcome all those who have become new Life Members, Members or Subscribers. Your support is very much appreciated. Many of our existing Life Members and Members have also helped out again this year and the Club would like to thank you very much indeed. A full list of our valued supporters in the several categories is set out below. The Foundation committee would like to thank all those who contributed to the Foundation this year very much indeed. We gained new members and many existing members helped out again which is most appreciated. A full list of our members is set out below and to them we extend many, many thanks.

The S.U.C.C. Foundation
PO Box 205
Holme Building
University of Sydney NSW 2006

Ted Le Couteur, Chairman;
John Grimble, Secretary

FINANCIAL STATEMENTS FOR SUCC FOUNDATION

FOR THE 12 MONTHS ENDING 31/3/98

| | \$ | \$ |
|--|-----------|-------------------|
| OPENING BALANCE: | | 237,546.00 |
| PLUS | | |
| Donations: | 24,320.00 | |
| Interest received: | 19,817.00 | |
| Sundry Income: | 7,570.00 | |
| Total Income: | | <u>51,707.00</u> |
| | | 289,253.00 |
| LESS | | |
| Expenditure on SUCC: | 35,413.00 | |
| Cost of Motor Vehicle: | 24,555.00 | |
| Direct Grant to SUCC: | 4,000.00 | |
| Running costs, printing, postage, etc : | 3,586.00 | |
| Donation to Ted Wykes Appeal: | 500.00 | |
| Total outgoings: | | <u>68,054.00</u> |
| CLOSING BALANCE AS AT 31/3/98: | | <u>221,199.00</u> |
| NET ASSETS OF SUCC FOUNDATION AS AT 31 MARCH 1998 | | |
| INVESTMENTS AND CASH: | | 221,199.00 |
| MOTOR VEHICLE (at cost): | | <u>24,555.00</u> |
| TOTAL ASSETS: | | <u>245,754.00</u> |

- NOTES:**
1. All funds are invested in fixed interest securities through the Senate of the University of Sydney.
 2. Motor vehicle was purchased for use by the SUCC Director of Cricket.

E. B. Le Couteur
SUCC Foundation Chairman

NOTE ON OUR MAJOR SPONSOR: TOWER LIFE

Tower Life Australia Limited is part of the Tower Financial Services Group which provides a range of financial services and products throughout the South Pacific region. In Australia, the Tower Financial Services Group offers a highly competitive range of superannuation, savings and risk management products through Tower Life Australia.

Tower Life commenced in Australia in December 1990 with the purchase of Adriatic Life Ltd, a financially solid and conservative company focussed on a small range of strongly performing investment products. Tower Life's task was to build on this base through the upgrading of existing products, the launch of new products, entry into new markets and the widening of its distribution base and the continued improvement of customer services. There has been a record of strong growth.

In October 1993 the Tower Group purchased Friends Provident Life Assurance Company Limited, another well-respected life insurance company whose origins dated back to 1832.

In recent years Tower Life has performed strongly and scooped the pool in the 1996 Personal Investment Magazine Life Insurance Company Awards, winning:

- The Life Insurance Company of the Year
- More gold awards than any other company
- more awards than any other company
- The platinum award for the best risk insurance product range.

Tower Life was the only company to be in the top 10 in all 13 product categories.

With this sponsorship the Sydney University Cricket Club Tower Life believes that it is specially suited to provide the club's supporters and the university community generally with superior service and competitive products covering:

- Savings Plans
- Insurance Bonds
- Annuities
- Super Bonds and Rollovers
- Personal Superannuation
- Share Market Investments

As a special feature of this sponsorship, Tower will provide any Club supporter with a FREE ANALYSIS of your financial situation. This is without obligation.

Tower Life gives the Club great support. Let's support them!

Give Lynette Mihailovic a call on 1800 659 981 and mention that you are a SUCC supporter.

SUCC FOUNDATION MEMBERSHIP LISTS

OFFICIAL SPONSOR - TOWER LIFE AUSTRALIA LIMITED

LIFE MEMBERS

Albert, R O AM

**Armstrong W &
Williams L (in
memoriam)**

Brierley, Sir Ron

Cammack, W

Cash, A

**Clarke, D S
AO**

Collins, B W QC

Counsel, M J

**Crompton, A B
OAM**

Erby, J G W AM

Everett, J H

Fox, D G

Heydon, J D QC

Howell, D

Latimer, C

**Laurie, J W (in memory of
J R Hoyle)**

Le Couteur, E B

Lovell, P H T

Mackie, W J

Nevell, T

Pike, G H

Ridley, D D

Rodgers, J F

**Rogers, R A C
(deceased)**

Smith, G S

Sullivan, A QC

**Sullivan, J P
(deceased)**

**Sydney Uni Veterans
Cricketers**

Thomas, R J

Woodfield, R

FOUNDATION ORDINARY MEMBERS

| | | |
|---------------------|------------------------|----------------------------|
| Allworth, W M | Anderson, H | Armati, D |
| Armitage P | Asprey, K W (dec'd) | Baird, J |
| Bangs, K R | Banks, J | Beale, P J |
| Bartley, A J | Betts, A | Bland, S & E |
| Bonnell, M | Buckingham, Prof A D | Caisley, M E |
| Caisley, W M | Chapman, J A OAM | Cockcroft, P J |
| Connor, G B | Corlette, M C | Cristofani, D R |
| Cristofani, V A | Dawson, M G | De Carvalho D A, AM(dec'd) |
| Dickins, D A T | Dietsch, A | Druery, B |
| Dwyer, D | Edgar, A G | Elder, C A |
| Edwards, P | Emery, D G | Emery, N A (dec'd) |
| Enright, W I | Farrow, M | Fisher, I E |
| Foulsham, I W | Glenton, P N | Grattan-Smith, D |
| Gray, Peter | Gray, P G | Gray, P J |
| Greenwood, P H | Grimble, J | Grimble, P |
| Groves, M A | Guinness, M | Helsham, M M |
| Henville G F | James, P V | Jenkins, T |
| Jenkyn, P | Johnston, R G | Judd, S E |
| Keighran, G | Knight, P W | Kuner, J |
| L'Estrange, J G | L'Estrange, M | Lamble, R J |
| Langdon, P | Lange, R | Laurie, R S |
| Le Lievre, M | Learoyd, H M | Lee, R J |
| Little, A | Logan, P W | Lovell, G B T |
| Low, A I | Loxton, D | McCredie R M |
| McEachran, G C | McCristal, I | McInnes, D |
| McKell, S H (dec'd) | McLaughlin, WP | Meintjes, D |
| Meredith-Jones, J | Mesley, R C | Mitchell, T A |
| Morgan, D C V | Moss D V | Mulready, R |
| Munro, F C | Murphy, T | Murray, J |
| Naughton, T F M, QC | Needham G D (deceased) | Nicholson, B S |
| Niesche, J | Norton, R Y (deceased) | O'Dea, M, AM |
| O'Sullivan, M | Pawley, M | Pitty, K |
| Pitty, W | Reed, G E | Richards, R J |
| Rodgers, P J | Rogers, C | Scahill, G J |
| Scanlan, D D | Scott-Orr, D | Sewell, M F |

FOUNDATION ORDINARY MEMBERS LIST - Cont'd

| | | |
|-----------------------------|---------------|-------------------------|
| Sharp P L | Shaw, A | Short, P D |
| Simpson, D | Somerville, P | Southwell P |
| Stening, Sir George (dec'd) | Swords, G | Talbot, R N |
| Tomko, C | Tonkin, M A | Tonkin, T A |
| Towzell P J | Travers, B H | Wagner, F B |
| Ward, W D T | Webber, R | White, R |
| Wiles, E G | Wilkinson, R | Williams, Sir Bruce KBE |
| Wilson, I G | Wilson, M E | Wood P R |
| Wynn, P C | Yarad, E J | |

FOUNDATION SUBSCRIBERS AND UNDERGRADUATE MEMBERS

| | | |
|------------------|----------------------|-------------|
| Abadee A J | Allingham J | Amos R |
| Angus JA | Baffsky D | Bell A |
| Blackman J R | Bland M | Boulden J M |
| Brock B | Brockhoff J D | Butchart D |
| Butler G | Charrett M | Cheever D |
| Conomos J | Dettman J (deceased) | Dickens M R |
| Dunlop J | Elbourne A | Ellis J |
| Erby G G W | Fitzsimmons G | Frost A G |
| Garrett P | Hartman L | Hennessey J |
| Hennessy L | Higgs W A | Hooke R |
| Ivanchenko MM | Kelly M | Kelly R |
| Kent M R | Kirrane J | Kitto J R |
| Knight W | LeCouteur MJ | Leekan J |
| Lucas R | McCredie A M | McGarity J |
| Morrow C T | Motum J | Mulvaney P |
| Newman J A | O'Sullivan J K | Packham A |
| Pardy S | Pearson A | Pike P H |
| Radford R O A | Richards R | Ridley A |
| Robinson D | Sayers S | Sherwin G |
| Smith A | Stokes N C | Topper D |
| Walder B K | Walsh R | Watkins T |
| Weight J | Wheeler J | Wiles A |
| Wiles R E W | Wood B | Wood S |
| Yeates F (dec'd) | | |

FEATURE ARTICLE - ALLAN DICK

After each season, this report publishes a complete list of the first class cricketers who have also represented the Sydney University club. Or, at least, a list that was thought to be complete until recent research uncovered a name that had been missing from the Club's records for over fifty years.

The Annual Report for 1940-41 contains this single line: "During the vacation we had with us Allan Dick from Melbourne University and his all round ability was very much appreciated." Nothing more: in the war years, detailed records of individual performances were seldom kept. But this Report accurately reflected Allan Dick's all-round ability; between 1946 and 1957, he represented Victoria in 18 first class matches, scoring 485 runs at 19.40 and taking 36 wickets at 26.88 with leg breaks.

How was it that he came to appear for Sydney University? Late last year, not long after his 75th birthday, Mr Dick spoke to the club from his home in Mitcham:

"When I started at Melbourne University at the age of 17 I joined a national firm of chartered accountants. When I was 18 they asked for volunteers to go to Sydney to work on the big Australian Iron and Steel project. I was born in Newcastle, and I'd lived in Coogee until I was 8, and I said I'd go. I went along to Sydney University and asked for a game because I'd played for Melbourne University. I particularly remember one game against Northern District when I went to hook a short ball, and edged it onto my head and knowcked myself out. The Northern District players were very good about it, and they helped me up and helped me off the field, but they also had to tell me I was out! After that season I went into the Army. The next time I played in Sydney I was captain of Melbourne University team that played Sydney University in 1946-47 - we won that game - and then I captained the Victorian 2nd XI against the NSW Second XI when Richie Benaud and Alan Davidson played for the first time. After that I played in Sydney with the Shield team."

Alan Dick made his first-class debut for Victoria against South Australia in 1946-47, though he neither batted nor bowled in a game shortened by rain to less than two days. He did not return to the State side until 1948-49 (in two matches against Tasmania). In 1949-50, he led Victoria against Tasmania, scoring 53 and taking 4-32 in Tasmania's first innings. In 1951-52 he returned to Victoria's Sheffield Shield team, following an absence of five years. Against Queensland Alan returned a valuable double of 3-38 and 3-49, removing Test batsmen Colin McCool and Ron Archer.

His greatest success with the ball came in 1954-55, when he appeared against NSW in Melbourne. In the first innings, bowling an effective top-spinner, he accounted for Jim Burke, Jim de Courcy and Richie Benaud, and in 14 overs captured 5 for 31. In the second innings Alan trapped Bob Simpson and his 3-66 helped his team to clinch a tight, 36 run victory as the visitors collapsed from 4-300 to 363 all out. The performance earned him a more regular tenure in the Victorian side, where he played until 1956-57. In his last season, aged 35, he produced a telling spell of 4-46 against South Australia.

Although his Sydney appearances were only a footnote to his long and distinguished Victorian career, the Club is delighted to add - belatedly - the name of Allan Dick to the roll of its first class cricketers.

Max Bonnell

FIRST GRADE REPORT

The 1997-98 season was one of mixed fortunes for the First XI. It was certainly a season of massive change: six months before the season began there was no Sydney University team whatsoever in the Sydney Grade competition. By September 1997 the Club had a new structure, a new administration and First Grade was a team with a new captain and a new coach. In this light, nine wins from nineteen completed games would appear not to be such a bad record: however, I know that I speak for the team in saying, we can do better.

The early part of the season was always going to be tough - we were set to meet full strength Bankstown, Sutherland and Mosman sides in the first three games. While Mark and Steve Waugh were too good for us in the first game (they finished 78 not out and 47 not out, chasing 175), we were disappointed not to come away with at least one win from the next two games. We had been in a position to win each game, and even one win here would have gone a long way to setting us up for the season.

Our first win of the year came in the one-day competition against traditional rivals University of NSW. Thanks to a super spell of bowling from Steve Nikitaras, who took 4-28 in his ten overs, and a customarily misdirected "rocket-like" throw from Simon Skinner - which produced a run out for the final wicket in the final over - we got home by the bare margin of three runs.

We went on to our first premiership win with a great effort chasing 320 against Parramatta: Simon Gray 96, and almost all of the top six (sorry, Elbos) contributing. Unfortunately from this stage the team began to develop something of a split personality. In the one day matches we played confident, high quality cricket and had good wins against Northern District, Petersham and Balmain (where Steve Nikitaras - 5-25 and a hat-trick - was outstanding). At the same time and for no obvious reason we seemed unsure of ourselves and of our ability in the two-day premiership.

Injuries at this crucial stage of the season certainly didn't help. We may consider them contributing factors but they can never be regarded as an excuse. Good teams and good clubs rise above these situations and win games they are not expected to win. We played poorly and lost a few games we should have expected to win - the second innings chase against Manly, and Fairfield, in particular. Between times we were outplayed by North Sydney in the first innings and suffered from a poor declaration on my behalf in the second (despite a great second innings 95 by Phil Stanbridge).

Straight after Christmas we played like a team lacking in confidence and lost to Easts. We tried hard to lose in beating Penrith before we threw away what should have been two wins in a row when we lost to Hawkesbury. Having completely dominated the Hawks with the ball we failed dismally with the bat - from my perspective, the low point of the season.

A team meeting saw us resolve to be more positive in our attitude to both the game and each other. The result was immediate: we played good cricket to beat Randwick at Coogee where the conditions were clearly against us. We then returned home and, with the conditions this time in our favour, were unlucky not to beat Gordon outright.

Unfortunately the second day against St George was washed out for, although chasing a large total, we were confident of victory. With two games to go we travelled to Pratten Park. The skipper's decision to bat was an absolute nightmare and we soon found ourselves four for not very many.

FIRST GRADE REPORT - Cont'd

Throughout the year the team had never shown a lack of effort on game day and here again a good fighting spirit was shown by Adam Elbourne, who batted beautifully, and Matt Kelly. Although the wicket clearly settled down later in the game, not for the first time in the season we were our own worst enemies in not making the most of our chances. To the players' credit, a super effort was put in for the last game against Campbelltown and we thoroughly deserved our outright win - it was a great team effort.

On the whole I am sure the team developed and improved considerably throughout the season. I believe we have come some way from those early rounds in learning how to win and it is imperative that we take this knowledge, experience and confidence into the early rounds of 1998-99.

To the players, thank you for your patience throughout the year. It is a great honour to captain Sydney University. I will only mention a few individuals, although my thanks go to all. On the field Rod Davison's knowledge was of great assistance and he must be congratulated on the considerable lengths he went to in becoming involved with everything at the club. Phil Stanbridge had a very solid year with the bat and it can only have been the lack of a really big innings from Stan, or his missing the early games, that kept him from at least another NSW 2nd XI game. Adam Elbourne showed great character and courage to make something of a season in which he probably doubled his number of career ducks. Steve Nikitaras was always dangerous and at times devastating with the ball in hand - his courage in continually attempting to prove his fitness to the State selectors was amazing and his contribution to any success we had was considerable - no player works harder on his game. To Barry Spencer - "Beers", your statistics are outstanding and you deserve them, well done. Andrew Ridley, thanks for your support and help, and to Joe Audet let me just say that it is a privilege to captain a team player like you. To Simon Gray, Matt Kelly (whose bowling has huge potential), David Sokulsky, Simon Skinner, Tim Mason, Chris Fox, Andrew Pearson (who played in the one-day games with great distinction) and Darby Quoyale, thanks for all your efforts throughout the year.

Off the field, my deepest thanks to Wayne Turnbull and Ian Fisher. Wayne's support was never wavering and his advice was always close to the mark. His impact at the club should not be underestimated and a significant proportion of any future success the club has must be credited to his work this year. I must also pass on my sincere thanks to Fish: your words are always carefully chosen, thank you for all your help and encouragement throughout the year, it was most appreciated. To Mick O'Sullivan, Chairman of Selectors, and to all of the SUCC Board, thanks for your support.

Brendan Hill

FIRST GRADE PLAYER STATISTICS

BEST PARTNERSHIPS - FIRST GRADE 1997-98

*Only limited information available

| | | | |
|------------|-----|--------------------------------------|--------------------|
| 1st wicket | 90 | M. Drain (55) & R. Davison (44) | vs Parramatta |
| 2nd wicket | 109 | P. Stanbridge (65) & R. Davison (41) | vs Penrith |
| 3rd wicket | 103 | P. Gray (96) & P. Stanbridge (74) | vs Parramatta |
| 4th wicket | 80 | P. Gray (96) & A. Ridley (49*) | vs Parramatta |
| 5th wicket | 71 | A. Elbourne (66) & M. Kelly (23) | vs Western Suburbs |
| 6th wicket | 76 | B. Hill (48*) & M. Kelly (40) | vs Gordon |
| 7th wicket | 44 | A. Elbourne (66) & T. Mason (21) | vs Western Suburbs |

FIRST GRADE PLAYER STATISTICS - Cont'd

BATTING AND FIELDING

| Name | Inns | NO | HS | Runs | Avg | 50's | C | St |
|--------------|------|----|-----|------|-------|------|----|----|
| R.Davison | 14 | 3 | 83* | 428 | 38.91 | 1 | 2 | |
| P.Stanbridge | 18 | 2 | 95 | 610 | 38.12 | 4 | 16 | |
| J.Audet | 9 | 6 | 24* | 108 | 36.00 | | 19 | 1 |
| A.Elbourne | 21 | 2 | 66 | 465 | 24.47 | 2 | 6 | |
| B.Hill | 18 | 6 | 48* | 269 | 22.41 | | 5 | |
| M.Drain | 4 | - | 55 | 85 | 21.25 | | 1 | |
| S.Gray | 20 | 2 | 96 | 377 | 20.94 | 2 | 3 | |
| A.Ridley | 16 | 1 | 49 | 268 | 17.86 | | 5 | |
| M.Kelly | 13 | - | 40 | 229 | 17.62 | | 5 | |
| D.Sokulsky | 17 | 2 | 92 | 229 | 15.26 | 1 | 6 | 1 |
| T.Mason | 9 | 1 | 36 | 118 | 14.75 | | 4 | |
| W.Knight | 7 | 1 | 21 | 61 | 10.20 | | - | |
| S.Nikitaris | 8 | 1 | 26 | 70 | 10.00 | | 4 | |
| S.Skinner | 8 | 3 | 10 | 40 | 8.00 | | 1 | |
| C.Fox | 2 | - | 11 | 13 | 6.50 | | - | |
| D.Quoyale | 5 | 1 | 6 | 25 | 6.25 | | 3 | |
| A.Pearson | 2 | - | 6 | 9 | 4.50 | | - | |
| B.Spencer | 7 | 1 | 8 | 17 | 2.83 | | 1 | |
| A.Sharp | 1 | - | 0 | 0 | 0.00 | | - | |
| P.Keene | 1 | 1 | 5* | 5 | 5.00* | | 1 | |
| T.O'Neil | | | | | | | | |

did not bat

E Quoyale held one catch as a substitute

BOWLING

| Name | O | M | W | Runs | Avg | Best |
|--------------|-------|----|----|------|-------|------|
| B.Spencer | 110 | 30 | 19 | 291 | 15.31 | 3/17 |
| D Quoyale | 25 | 3 | 4 | 72 | 18.00 | 3/14 |
| S.Nikitaras | 236.1 | 62 | 32 | 645 | 20.15 | 6/81 |
| B.Hill | 269.5 | 71 | 33 | 699 | 21.18 | 5/42 |
| M.Kelly | 108 | 21 | 14 | 317 | 22.64 | 3/20 |
| S.Skinner | 175 | 42 | 20 | 520 | 26.00 | 4/36 |
| R.Davison | 45.2 | 13 | 3 | 103 | 34.33 | 1/03 |
| T.Mason | 96 | 30 | 6 | 209 | 34.83 | 2/43 |
| T.O'Neil | 9 | 3 | 1 | 36 | 36.00 | 1/36 |
| C.Fox | 44 | 18 | 2 | 102 | 51.00 | 2/19 |
| P.Stanbridge | 132 | 34 | 7 | 371 | 53.00 | 1/05 |
| A.Ridley | 2 | - | 0 | 3 | * | |
| A.Elbourne | 1 | - | 0 | 5 | * | |
| W.Knight | 4 | - | 0 | 22 | * | |
| A.Pearson | 8.4 | - | 0 | 35 | * | |
| A.Sharp | 15 | 4 | 0 | 39 | * | |
| P.Keene | 26 | 7 | 0 | 95 | * | |

'LITE ICE' ONE-DAY COMPETITION PLAYER STATISTICS

| BATTING | | | | | | | |
|---------------|---------|------|----|-----|------|------|-----|
| Name | Matches | Inns | NO | HS | Runs | Avg | Cts |
| A. Elbourne | 5 | 5 | 1 | 79* | 261 | 62.3 | 2 |
| R. Davison | 4 | 4 | 1 | 97* | 153 | 51.0 | 2 |
| A. Pearson | 5 | 3 | 2 | 25* | 44 | 44.0 | 2 |
| M. Drain | 1 | 1 | - | 44 | 44 | 44.0 | |
| P. Stanbridge | 5 | 5 | - | 85 | 119 | 23.8 | 1 |
| A. Ridley | 5 | 5 | 1 | 70 | 94 | 23.5 | 1 |
| B. Hill | 5 | 4 | 0 | 26 | 65 | 16.3 | 2 |
| S. Gray | 4 | 3 | - | 22 | 43 | 14.3 | 1 |
| M. Kelly | 1 | 1 | - | 14 | 14 | 14.0 | |
| A. Sharp | 2 | 2 | 1 | 11 | 11 | 11.0 | |
| B. Spencer | 2 | 2 | - | 8 | 13 | 6.5 | |
| C. Fox | 3 | 1 | 1 | 6* | 6 | 6.0* | |
| D. Sokulsky | 5 | 5 | - | 13 | 22 | 4.4 | 3 |
| S. Nikitaris | 3 | 1 | - | 3 | 3 | 3.0 | 1 |
| S. Skinner | 1 | 1 | 1 | 2* | 2 | 2.0* | |
| T. Mason | - | - | - | - | - | - | |

| BOWLING | | | | | | | | |
|---------------|---------|------|---|----|------|------|-----------|------|
| Name | Matches | O | M | W | Runs | Avg | Runs/Over | |
| S. Nikitaras | 3 | 28 | 2 | 11 | 87 | 7.9 | 3.11 | 5-25 |
| T. Mason | 1 | 5.5 | - | 2 | 17 | 8.5 | 2.91 | 2-17 |
| A. Pearson | 5 | 20 | 2 | 4 | 68 | 17.0 | 3.40 | 3-28 |
| P. Stanbridge | 5 | 45 | 5 | 7 | 145 | 20.7 | 3.22 | 3-20 |
| B. Hill | 5 | 38 | 8 | 6 | 154 | 25.7 | 4.75 | 2-18 |
| B. Spencer | 3 | 11 | 1 | 1 | 36 | 36.0 | 3.27 | 1-11 |
| A. Sharp | 2 | 12 | 3 | 1 | 38 | 38.0 | 2.92 | 1-10 |
| C. Fox | 3 | 27.4 | 7 | 2 | 102 | 51.0 | 3.78 | 2-17 |
| S. Skinner | 1 | 18 | 2 | 1 | 74 | 74.0 | n/a | 1-28 |
| R. Davison | 4 | 1.1 | 0 | 0 | 3 | - | 2.57 | - |
| A. Ridley | 5 | 1 | 0 | 0 | 5 | - | 5.00 | - |

FIRST GRADE CAREER RECORDS OF CURRENT PLAYERS

| Player/ Club | Years | Inns | NO | HS | Runs | Avg | Cts/St | Wkts | Runs | Ave |
|--------------------|-------|------------|-----------|-------------|-------------|--------------|-------------|-----------|-------------|-------------|
| J. Audet | | | | | | | | | | |
| Mosman | 92-95 | 27 | 5 | 43 | 200 | 9.1 | 29/4 | | | |
| N District | 95-97 | 15 | 7 | 28* | 92 | 11.5 | 36/3 | | | |
| SUCC | 97-98 | 9 | 6 | 24* | 108 | 36.0 | 19/1 | | | |
| TOTAL | | 51 | 18 | 43 | 400 | 12.1 | 84/8 | | | |
| R. Davison | | | | | | | | | | |
| Sutherland 86-87 | 95-97 | 105 | 10 | 155 | 3787 | 39.86 | 32 | 2 | 150 | 75.0 |
| Randwick | 91-95 | 56 | 11 | 150* | 2448 | 54.40 | 23 | 1 | 111 | 111.0 |
| SUCC | 97-98 | 14 | 3 | 83* | 428 | 38.91 | 2 | 3 | 104 | 34.3 |
| TOTAL | | 175 | 24 | 155 | 6663 | 44.12 | 57 | 6 | 365 | 60.8 |
| M. Drain | | | | | | | | | | |
| SUCC | 96-98 | 20 | 1 | 71 | 334 | 17.6 | 3 | 0 | 16 | - |
| A. Elbourne | | | | | | | | | | |
| SUCC | 94-98 | 42 | 3 | 86 | 1137 | 29.15 | 11 | 0 | 5 | - |
| C Fox | | | | | | | | | | |
| North Sydney | 88-93 | 50 | 12 | 64 | 516 | 13.6 | 13 | 92 | 2804 | 30.4 |
| SUCC | 97-98 | 2 | - | 11 | 13 | 6.5 | - | 2 | 102 | 51.0 |
| TOTAL | | 52 | 12 | 75 | 529 | 13.2 | 13 | 94 | 2906 | 30.9 |
| S. Gray | | | | | | | | | | |
| SUCC | 89-98 | 105 | 6 | 96 | 2106 | 21.3 | 40 | | | |
| B. Hill | | | | | | | | | | |
| SUCC | 92-98 | 61 | 15 | 100* | 963 | 20.9 | 33 | 108 | 3153 | 29.2 |
| P. Keene | | | | | | | | | | |
| SUCC | 97-98 | 1 | 1 | 5 | 5 | 5.0* | 1 | 0 | 95 | - |
| M. Kelly | | | | | | | | | | |
| Gordon | 92-94 | 14 | 2 | 137* | 256 | 21.3 | | 1 | 19 | 19.0 |
| SUCC | 95-98 | 35 | 3 | 86 | 660 | 20.6 | 11 | 22 | 639 | 29.0 |
| TOTAL | | 49 | 5 | 137* | 916 | 20.8 | 11 | 23 | 658 | 28.6 |
| W. Knight | | | | | | | | | | |
| SUCC | 96-98 | 10 | 1 | 48 | 134 | 14.9 | 4 | 1 | 25 | 25.0 |
| T. Mason | | | | | | | | | | |
| SUCC | 96-98 | 9 | 1 | 36 | 118 | 14.8 | 4 | 6 | 209 | 34.8 |

FIRST GRADE CAREER RECORDS OF CURRENT PLAYERS - Cont'd

| Player/Club Club | Years | Inns | NO | HS | Runs | Avg | Cts/St | Wkts | Runs Ave |
|----------------------|-------|------------|-----------|-----------|-------------|-------------|-----------|------------|------------------|
| S.Nikitaras | | | | | | | | | |
| W Suburbs | 90-94 | 44 | 10 | 37 | 335 | 9.9 | 13 | 70 | 2153 30.7 |
| Penrith | 94-97 | 31 | 4 | 37 | 297 | 11.0 | 13 | 85 | 1796 21.1 |
| SUCC | 97-98 | 8 | 1 | 26 | 70 | 10.0 | 4 | 32 | 645 20.1 |
| TOTAL | | 83 | 15 | 37 | 702 | 10.3 | 30 | 187 | 4594 24.6 |
| T. O'Neil | | | | | | | | | |
| SUCC | 97-98 | - | - | - | - | - | - | 1 | 36 36.0 |
| A.Pearson | | | | | | | | | |
| SUCC | 97-98 | 2 | - | 6 | 9 | 4.5 | - | 0 | 35 - |
| A. Ridley | | | | | | | | | |
| SUCC | 92-98 | 77 | 4 | 126 | 2160 | 29.6 | 34 | 0 | 3 - |
| D.Quoyle | | | | | | | | | |
| N District | 89-92 | 29 | 8 | 63 | 559 | 26.6 | 15 | 67 | 1212 18.1 |
| SUCC 83-88; | 97-98 | 72 | 7 | 80 | 1387 | 21.3 | 39 | 117 | 2448 20.9 |
| Total | | 101 | 15 | 80 | 1946 | 22.6 | 54 | 184 | 3660 19.9 |
| A. Sharp | | | | | | | | | |
| SUCC | 93-98 | 27 | 7 | 36 | 265 | 13.3 | 10 | 65 | 2034 31.3 |
| S. Skinner | | | | | | | | | |
| SUCC | 96-98 | 17 | 7 | 19 | 99 | 9.9 | 2 | 50 | 1146 22.9 |
| B.Spencer | | | | | | | | | |
| SUCC | 96-98 | 8 | 1 | 12 | 29 | 4.1 | 2 | 21 | 335 15.9 |
| D.Sokulsky | | | | | | | | | |
| SUCC | 97-98 | 17 | 2 | 92 | 229 | 15.2 | 6/1 | | |
| P. Stanbridge | | | | | | | | | |
| SUCC | 96-98 | 33 | 6 | 148* | 1089 | 40.3 | 23 | 28 | 806 28.8 |

SECOND GRADE REPORT

Second Grade achieved nine wins, four losses and two rain affected draws for 7th position in a twenty team competition. This was certainly a season of frustrations.

Some outstanding individual performances and a formidable collective team effort were not enough to lift us beyond 7th. We can't be happy with that position even in the context of a 20 team competition. Our quotient of 1.26 (which was the second best) was a more realistic reflection of our ability. Sure, the outrageous necessity to field 30 players during the season can be regarded partially as a reason for the lack of continuity. However, our failure to advance to the final series can be attributed directly to the following:

* The appalling wicket presented on No 1 oval in Round 1 versus the eventual premiers Bankstown, where four of our dismissals were directly due to balls rolling along the ground. Additionally we were on the wrong side of 5-1 lbw count.

* Chasing Mosman's modest total of 178 in Round 4 we capitulated from 2 for 67 to all out 119 in 25 overs on a perfect wicket. Our vulnerability in chasing small targets was a constant issue.

* The decision of the umpires to grant North Sydney five extra overs during their 2nd innings run chase in Round 6 cost us two competition points. Our on-field and off-field protests proved to well-founded, but the points were not reinstated.

* Ineffective covering of No 1 Oval in Round 7 saw us unable to have the opportunity to defend 4-339 against the extremely weak Fairfield side. Incidentally this was the only game in any grade not to play that weekend! We lost 6-10 points on our rivals.

* Our batting fragility was exposed against Gordon in Round 12 twice. Chasing 125 in the first innings, we lost 8 wickets, and repeated that in chasing a modest 120 from 26 overs for outright points. The only consolation was that we denied them outright victory.

* The appalling lack of effort at Hurstville Oval which prevented play on the second day versus St George, with Uni 6/282. This was one of only two Second grade games not to play that weekend. It seemed a poor effort from this well-respected club, which probably cost us 6 points in the race to qualify for the semi-finals.

Still, there were many positives to come from the season. There were some bumper statistics from Fox, Sharp, Quoyle, Sokulsky and Ridley, but none of them was able to make as formidable an impact in First Grade. I'm sure Brendan would be better placed to assess the reasons for this both collectively and individually. The successful cameo appearances of Webster, O'Neil, Morison and Pardy earmarked them for future triumphs at higher levels. The following players were regular contributors to Second Grade and in a few lines I'd like to assess their respective seasons:

Will Knight - enigmatic. Nine scores between 20 and 65 would indicate consistency, but in reality he underachieved. Moments of apathy, motivational crises, late arrivals were overcome by his 106 vs Parramatta. Will is a 900 run a season man, trapped in a brittle mind-set.

Chris Williams will be disappointed with his Second Grade stats although he had a fair season overall. He is a terrific contributor in terms of positive affirmation, tactics, fielding and team harmony. Shot selection and confidence are his issues at this level however.

SECOND GRADE REPORT - Cont'd

Darby Quoyle had a really wonderful season. He is a pleasure to play with and always had something different to say. He is confident and aggressive. Although unable to bowl long spells his contribution in taking vital wickets cheaply provided a terrific tactical option. As his bowling went off after Christmas, his batting was exceptional, highlighted by a match-winning 124 versus Wests. Welcome back Darby.

Phil Keene was without doubt the bowler most affected by missed chances. Had even half of these been taken, it may have provided a better motivational factor for a lacklustre final third of the season. A few more training sessions would help! So much potential, so much to learn.

Luke Hartman took over the gloves mid-season and was a terrific contributor to team morale and on-field tactics. No one will forget his first catch against Easts and his match-winning boundary versus Wests.

Angus Sharp's personality and ability make him the glue upon which you build teamwork. He had a wonderful season, plays cricket competitively but with humour. His 68* versus Easts proved his ability to bat for more than 10 overs, and his bowling stats were impressive, but another slow start to the season prevents him being a 50 wicket per season man. Obviously Gus needs to work on bowling cutters and developing a better 'change-up' on the slower early season wickets if this is to be achieved.

Chris Fox is experienced, shrewd and uncomplicated. Chris was a terrific acquisition for the Club and is a vital factor in any future push for a higher grade premiership. Like Darby and Gus he has a marvellous ability to simultaneously bowl defensively and aggressively.

Barry Spencer rode the roller coaster of selections. Few players could match his commitment and heart. However, Barry needs to overcome some technical deficiencies and to bowl smarter for him to become a major force in First Grade.

Andrew Pearson - no one in the Club has such a full commitment on and off the field. Ultimately this workload showed in Andrew's stats and he'll probably be disappointed. However it is worth noting that his all round batting versatility meant that he was positioned anywhere between numbers 1 and 8 which requires considerable adjustment mentally. Ostensibly, he bowled in the middle sessions of innings when wickets are hard to take and controlling the run flow is paramount. To this end he is a valuable contributor in the team context, and often provided the circumstances where others profited.

Craig Tomko, after a season away from the game, ten scores between 20 and 55 may seem adequate, but pathetic would be a better adjective. Perhaps better fitness, concentration and a younger man's reflexes would help.

Lastly special thanks to our scorers Messrs Tomko and Pardy. Congratulations to Tim and his successful Third Grade side. No doubt many of them will have a permanent place booked in this Grade next season.

Craig Tomko
Captain

SECOND GRADE PLAYER STATISTICS

BEST PARTNERSHIPS - 1997-98

| | | | | | |
|-------------------------|------|-------------------|---|------------------|------------------|
| 1 st wicket | 163 | C. Williams (77) | & | A. Pearson (66) | vs Hawkesbury |
| 2 nd wicket | 111 | W. Knight (65) | & | M. Kelly (85) | vs Manly |
| 3 rd wicket | 60 | W. Knight (27) | & | C. Tomko (25) | vs Mosman |
| 4 th wicket | 145 | D. Sokulsky (105) | & | C. Tomko (55) | vs Eastn Suburbs |
| 5 th wicket | 113 | D. Quoyle (70) | & | C. Tomko (49) | vs Randwick |
| 6 th wicket | 36 | D. Sokulsky (105) | & | A. Sharp (68*) | vs Eastn Suburbs |
| 7 th wicket | 127* | A. Ridley (143*) | & | A. Pearson (57*) | vs St George |
| 8 th wicket | 76 | J. Audet (36) | & | P. Keene (43) | vs Manly |
| 9 th wicket | 85 | D. Quoyle (76) | & | P. Keene (23) | vs Sutherland |
| 10 th wicket | 43 | A. Sharp (68*) | & | B. Wood (13) | vs Eastn Suburbs |

BATTING & FIELDING

| Name | Inns | NO | HS | Runs | Avg | C | St |
|------------|------|----|------|------|-------|----|----|
| D.Sokulsky | 3 | 1 | 105 | 226 | 113.0 | 1 | |
| A.Ridley | 4 | 1 | 143* | 234 | 78.0 | 0 | |
| D.Quoyle | 12 | 1 | 124 | 423 | 38.5 | 5 | |
| M.Kelly | 6 | 0 | 85 | 198 | 33.0 | 0 | |
| W.Knight | 15 | 0 | 106 | 430 | 28.7 | 6 | |
| A.Pearson | 17 | 2 | 92 | 430 | 28.7 | 5 | |
| C.Tomko | 17 | 2 | 55 | 372 | 24.8 | 10 | |
| C.Williams | 14 | 0 | 80 | 306 | 21.9 | 6 | |
| | | | | | | | |
| A.Morison | 2 | 2 | 40* | 42 | 42.0* | 0 | |
| T.Mason | 3 | 0 | 56 | 106 | 35.3 | 1 | |
| B.Spencer | 7 | 5 | 28* | 59 | 29.5 | 2 | |
| S.Pardy | 5 | 0 | 52 | 132 | 26.4 | 1 | |
| C.Graham | 7 | 1 | 53* | 116 | 19.3 | 0 | |
| A.Perry | 3 | 0 | 32 | 56 | 18.7 | 0 | |
| M.Mesley | 2 | 0 | 20 | 35 | 17.5 | 1 | |
| C.Fox | 6 | 2 | 28 | 69 | 17.3 | 3 | |
| A.Sharp | 10 | 1 | 68* | 134 | 14.9 | 2 | |
| P.Keene | 14 | 3 | 43 | 155 | 14.1 | 3 | |
| E.Quoyle | 6 | 1 | 30 | 67 | 13.4 | 1 | |
| L.Hartman | 5 | 2 | 13 | 39 | 13.0 | 18 | 1 |
| J.Audet | 9 | 1 | 36 | 104 | 13.0 | 11 | 0 |

Also batted: B.Wood (2,0,13,20,1); T.O'Neil (2,2,12*,18,0); N.Ridley (1,0,8,8,1); A.Webster (3,1,9,13, 9 cts); N.Ryan (2,0,13,13,1); M.Farrow (2,1,2*,2,0); A.Dawson (2,0,0,0,1); S.Gray (1,0,0,0,0). S. Skinner took 1 catch but did not bat in 2nd Grade.

SECOND GRADE PLAYER STATISTICS - Cont'd

| Name | BOWLING | | | | | |
|------------|---------|----|----|------|------|------|
| | O | M | W | Runs | Avg | Best |
| A. Webster | 35.4 | 10 | 9 | 103 | 11.4 | 4-37 |
| T.O'Neil | 32.3 | 10 | 6 | 75 | 12.5 | 5-57 |
| C. Fox | 122.2 | 37 | 16 | 238 | 14.9 | 5-27 |
| D. Quoyle | 98.1 | 14 | 18 | 277 | 15.4 | 3-13 |
| A. Sharp | 166.0 | 39 | 26 | 423 | 16.3 | 6-50 |
| B. Wood | 40.0 | 8 | 6 | 133 | 22.2 | 3-27 |
| P. Keene | 177.3 | 32 | 22 | 596 | 27.1 | 4-65 |
| B. Spencer | 85.0 | 13 | 9 | 293 | 32.6 | 3-62 |
| A. Pearson | 142.0 | 29 | 11 | 441 | 40.1 | 4-23 |
| W. Knight | 7.3 | 1 | 2 | 24 | 12.0 | 1-07 |
| A. Morison | 15.4 | 1 | 5 | 65 | 13.0 | 4-41 |
| S. Skinner | 12.0 | 1 | 2 | 34 | 17.0 | 2-34 |
| M. Farrow | 24.0 | 4 | 5 | 90 | 18.0 | 3-39 |
| T. Mason | 43.3 | 7 | 4 | 145 | 36.3 | 2-47 |

Also bowled: C. Williams (8, 0, 0, 39); N. Ryan (16, 1, 0, 76)



SUCC Third Grade - 1997-98 Premiers

*From Back row, left to right: T. Mornane, B. Wood, C. Graham, A. Webster, O. Young, S. Pardy, T. Cowan;
Front Row: E. Quoyle, M. Farrow, T. Lester (Captain), N. Ryan, M. Mesley (12th man).*

THIRD GRADE REPORT

Third Grade is rather like the revolving door of a hotel. Everybody must go through it regardless of where they are going. Some are on their way to doing great things in the lobby. Others are about to hail a taxi to retirement. Some get stuck in it on a merry-go-round of under-achievement. The secret of success is finding a balance of types of personnel and holding on to them for the last half of the campaign. By doing this we ended up Premiers for the season of 1997-98.

As I am sure is often the case, the initial selections at this level bore only passing resemblance to the one that played in the finals. Chris Williams began the year in a torrent of runs and soon passed on to second grade, and not long after, Luke Hartman's glove work could no longer be overlooked either. Around the third or fourth round a pattern or style of play began to emerge. Ben Wood and Steve Pardy came up from the fourths, and the template for success was apparent - miserly seam bowling from Farrow and Wood would bring frustration, pressure then wickets. Webster would strangle the middle order and young Ryan's leggies would mop up the tail. One of the top order would build a substantial innings and somebody lower down would contribute enough to ensure victory by say, four wickets. We won a number of games in just this way.

The top seven batsmen all averaged over thirty, and four of the top five made over 500 grade runs. The bowling seldom cost more than three runs per over. So, in a review like this, which individuals are worthy of mention? Let's start with the unfortunate ones who contributed to the campaign yet did not play in the triumphant final. Andrew Dawson was a comforting presence in the side, who in our worst moments seemed to be the only one left who could catch. He batted brilliantly at Fairfield but will be disappointed not to have made more in the season. Matt Salisbury and Brendon Smith played well in the middle of the season and contributed to the balance and success of the side. Both were unlucky not to have played more. Stephen Jensen had some good moments and bowled some unforgettable deliveries (including some in the nets at certain First graders) but is still developing in terms of physique. Mitigating factors ranging from work commitments, innate lateness/nudity, strenuous dance parties and illness held these players back, or perhaps cricket is just not as central to their lives as it once was.

Youth is a crucial component of any good team and we were lucky to have some exciting youngsters. Tim Mornane came in to the team late but impressed all with his vigour and style. He bowls a surprising quicker ball and was an ideal foil for our other more prosaic bowlers. He will make runs too, though at present has little understanding of the spinners. Tom Cowan is a batsman of some fluency who contrived to run himself out too often. He made a match-winning "ton" against Manly and learned a great deal from his season. Nick Ryan had an astonishing year. His bowling is marked by great accuracy and mental strength and no-one could question his willingness to listen and learn. He relishes the challenge of people twice his age trying to get after him, and he often comes out on top. If he can learn to spin the ball more, he will play at a very high level.

Stephen Pardy was the top run-scorer in the Club and showed the sort of mental toughness that could take him to First grade. His 161 against Wests was memorable for its ruthless, muscular destruction of an attack though he played a number of more gritty innings when feeling below his best. His success at Second grade and Poidevin-Gray levels was no surprise and one hopes that he will be a source of runs for years to come. Al Webster was similarly dependable with the ball and must have bowled more "dots" than anyone in the Club. He is a captain's dream in that he can help establish some control in any situation. His patience and affability were missed when he was playing Seconds. Chris Graham was also an effective player in a number of ways. He made crucial runs against Easts and in the Final and was a focus for the side in the way that a keeper should be. He was remorseless in the use of his strange Canberra dialect to encourage his own players and to discourage the opposition's. With his fellow 'cross-examiner' Pardy at short leg, they made a fearsome combination.

THIRD GRADE REPORT - Cont'd

Ed Quoyle and Oliver Young were the middle-order backbone of the side. It was very rare that both of them failed in the same innings. Ed showed great concentration at the start of the year though he let his nerves get the better of him towards the end. He is a great timer of the ball and must strive to shut out all distractions. Oliver's season was immense. He made over 600 runs and on countless occasions saw the team home. In the semi-final against Randwick he was the best player on either side by far. His straight-driving is astoundingly good and now that he is proving to be a reliable slip fielder, he must be a certainty for Second grade selection.

Ben Wood won the Tom Garrett Trophy and has had a great year, taking 44 grade wickets. He has incomparable stamina and loves to bowl. He bowled 39 overs out of 90 at Hawkesbury and never once complained or looked for an excuse. He was a latecomer to cricket and probably has not yet reached his potential. Many clubs would have used him in higher grades had they been lucky enough to have him.

And lastly to Michael Farrow, vice-captain and fellow 'old bastard' of the side. Michael had an injured leg and a dislocated finger this year. He was laughed at by the Parramatta middle order in the Final. Yet he managed to bowl 19 overs on one foot, captain the side to improbable victory against Easts, hit two, consecutive sixes and, most satisfyingly, dismiss four of those laughing cavaliers. A paradoxical combination of frailty and resilience, of humour and doggedness, he was a tower of strength and of great support to his captain.

The Final was played in glorious conditions against Parramatta at the Waitara Oval. Captain Lester won the toss and batted on a very good wicket. From the outset it was clear the Parra expected us to lie down in front of their vaunted attack. This was not the case, as amidst comments about the field placings from numerous players, Pardy and Lester compiled a hundred for the first wicket. Graham provided the largest middle-order contribution as Lester chose this moment to surprise everyone by starting to strike the ball quite well. By the time he got to 167 he could not pretend that it was the late 1980's any longer and perished to a very tired stroke. The rest cobbled together a few more and the team finished on 313. The next day Farrow and Wood bowled superbly and reduced Parramatta to 4 for 34. There were a couple of partnerships but wickets fell steadily. Mornane took two wickets in one over and suddenly it seemed all but over. Parramatta personality and captain Gary James then started to take to a tiring attack and somehow got his team to within 50 runs of their target. Ryan then tossed up a leg-break around off stump and it was hit high to the extra cover boundary where Ben Wood took the catch and hysteria broke out. The will to win of our players was remarkable, as it had been throughout the closing rounds.

It was a fitting end to a fine season. My thanks go to the players who were easy to captain and a credit to their Club. Warm thanks are also due to Wayne Turnbull for the work he did at training through the year and especially in preparing us so well for the semi-final and final. His sage advice was of particular use to the captain. Ian Fisher's energy and enthusiasm was also a factor as was the vocal support from Bill Pardy, Ross Ryan, Damon Ridley and many others. Now for next year.

*Tim Lester
Captain*

SYDNEY UNIVERSITY vs PARRAMATTA at Waitara Oval 4th-5th April 1998

Sydney Uni - 1st innings

| | | | |
|------------|--------------|-----------|-----|
| T. Lester | c. Walker | b. Ralph | 167 |
| S. Pardy | c. Murphy | b. Wood | 39 |
| E. Quoyle | c. Gallagher | b. Wood | 2 |
| O. Young | c. Collison | b. Wood | 5 |
| T. Cowan | c. Collison | b. Wood | 15 |
| C. Graham | c. Collison | b. Wood | 50 |
| T. Mornane | st. Collison | b. Walker | 5 |
| B. Wood | c. Walker | b. Wood | 8 |
| A. Webster | | b. Walker | 7 |
| M. Farrow | not out | | 4 |
| N. Ryan | lbw | b. Walker | 3 |
| Sundries | | | 8 |

TOTAL 313

Fall: 101, 111, 119, 169, 258, 271, 295, 304, 310, 313.

Overs: 105.5

| | O | M | R | W |
|---------|------|---|----|---|
| Crotty | 14 | 1 | 57 | 0 |
| Walker | 19.5 | 4 | 48 | 3 |
| Lambert | 11 | 1 | 48 | 0 |
| James | 22 | 5 | 45 | 0 |
| Wood | 32 | 4 | 73 | 6 |
| Ralph | 7 | 1 | 34 | 1 |

Parramatta - 1st innings

| | | | |
|--------------|-------------------|------------|----|
| A. Murphy | lbw | b. Wood | 8 |
| M. Ralph | lbw | b. Farrow | 18 |
| L. Forbes | lbw. | b. Farrow | 5 |
| C. Gallagher | c. Graham | b. Wood | 31 |
| S. Mitchell | st. Graham | b. Farrow | 0 |
| M. Wood | c. sub (Ridley) | b. Farrow | 59 |
| J. Walker | c. and b. Webster | | 14 |
| B. Lamb | not out | | 26 |
| M. Collison | | b. Mornane | 42 |
| N. Crotty | c. Graham | b. Mornane | 1 |
| G. James | c. Wood | b. Ryan | 63 |
| Sundries | | | 3 |

TOTAL 270

Fall: 14, 27, 32, 34, 108, 138, 138, 185, 187, 270.

Overs: 95.2

| | O | M | R | W |
|---------|------|---|----|---|
| Webster | 22 | 7 | 45 | 1 |
| Farrow | 27 | 8 | 64 | 4 |
| Wood | 22 | 5 | 54 | 2 |
| Mornane | 12 | 1 | 45 | 2 |
| Ryan | 12.2 | 4 | 59 | 1 |



Top: Tom Garrett Trophy winner Ben Wood delivers in the Third Grade final.

Bottom: Victorious Third Grade Skipper Tim Lester cover drives during his innings of 167 in the Final vs Parramatta

THIRD GRADE PLAYER STATISTICS

BEST PARTNERSHIPS

| | | | |
|-------------------------|-----|--------------------------------------|---------------|
| 1st wicket | 183 | T. Lester (85) & S. Pardy (161*) | vs Wests |
| 2 nd wicket | 158 | C. Williams (100) & E. Quoyle (132*) | vs Sutherland |
| 3 rd wicket | 142 | S. Pardy (161) & O. Young (67*) | vs Wests |
| 4 th wicket | 88 | T. Cowan (27) & O. Young (97) | vs Parramatta |
| 5 th wicket | 99 | T. Cowan (62*) & C. Graham (42*) | vs Gordon |
| 6 th wicket | 114 | B. Smith (44) & T. Cowan (103*) | vs Manly |
| 7 th wicket | 68 | L. Hartman (43) & O. Young (113*) | vs Mosman |
| 8 th wicket | 89 | B. Wood (31) & O. Young (113*) | vs Mosman |
| 9 th wicket | 48 | A. Webster (68) & M. Farrow (18*) | vs Randwick |
| 10 th wicket | 19 | B. Wood (26*) & N. Ryan (3) | vs Penrith |

BATTING & FIELDING

| Name | Inns | NO | HS | Runs | Avg | C | St |
|--------------|------|----|------|------|------|----|----|
| O. Young | 17 | 5 | 113* | 609 | 50.8 | 6 | |
| S. Pardy | 11 | 1 | 161* | 460 | 46.0 | 4 | |
| E. Quoyle | 13 | 1 | 132* | 458 | 38.2 | 1 | |
| T. Cowan | 12 | 2 | 103* | 369 | 36.9 | 4 | |
| A. Webster | 7 | 1 | 68 | 188 | 31.3 | 3 | |
| T. Lester | 17 | 0 | 167 | 512 | 30.1 | 5 | |
| C. Graham | 10 | 2 | 64* | 236 | 29.5 | 14 | 1 |
| B. Wood | 8 | 3 | 31 | 127 | 25.4 | 1 | |
| A. Dawson | 13 | 2 | 65* | 240 | 21.8 | 5 | |
| M. Farrow | 8 | 4 | 18* | 81 | 20.3 | 1 | |
| T. Mornane | 4 | 1 | 20* | 38 | 12.7 | 1 | |
| M. Salisbury | 5 | 2 | 10* | 35 | 11.7 | - | |
| N. Ryan | 9 | 2 | 6* | 23 | 3.3 | 4 | |

Also batted: C. Williams (1,0,100,100); B. Smith (3,1,44,81); S. Jensen (4,3,12*,24); M. Mesley (1,0,23); N. Ridley (1,0,19) L. Hartman (3,0,43,48); R. Kelly (3,0,32,53); B. Spencer (1,0,7); T. Mason (2,0,11,11); C. Pelly (2,0,3,4); C. Fox (1,0,1); J. Monk (2,0,0,0); A. Morison did not bat.

BOWLING

| Name | O | M | W | Runs | Avg | Best |
|--------------|-------|----|----|------|------|------|
| M. Salisbury | 99 | 13 | 17 | 300 | 17.6 | 4/31 |
| B. Wood | 213 | 42 | 31 | 564 | 18.2 | 7/93 |
| M. Farrow | 258 | 73 | 35 | 666 | 19.0 | 4/19 |
| T. Mornane | 50 | 3 | 9 | 185 | 20.5 | 4/40 |
| N. Ryan | 180.5 | 30 | 27 | 586 | 21.7 | 6/71 |
| A. Webster | 185.2 | 55 | 16 | 431 | 29.6 | 5/57 |
| S. Jensen | 115 | 31 | 8 | 284 | 35.5 | 4/38 |

Also bowled: B. Spencer 8/26; B. Smith 7/114; M. Mesley 1/37; A. Morison 1/53; T. Lester 1/60; T. Mason 2/178; O. Young 0/6; C. Williams 0/8; C. Fox 0/13; C. Pelly 0/45; J. Monk 0/54; E. Quoyle 0/36

FOURTH GRADE REPORT

Fourth Grade had a disappointing season, winning six games, drawing one and losing eight. At no point during the season did the side win consecutive games. We therefore did not experience the "winning feeling" which is essential to reach the semi-finals. At vital points in a number of games we seemed to lack the aggression and grit that was required to turn the game. In summary the season could be described with the expression regularly heard from the side's leading all-rounder: "If only..."

Having said this, I believe that the team was as talented as any side in the competition. The contributions of Mornane, Mesley, Morison, Smith and Monk were enough to suggest that they will succeed in higher grades next season. The major highlights of the season were convincing wins over Eastern Suburbs (Sydney University 5 for 347, Wiles 132*, Mornane 69*, Jarvis 64, Eastern Suburbs 3 for 57 declared and 9 for 210) and Mosman (Sydney University 217, Mosman 89 - Smith 4-10 - and 6 for 90). Our most rewarding win was over Gordon where we chased 186 on a deteriorating wicket. The core of the side was:

Nick Ridley had a poor season when judged on his previous successes. He continued to hit the ball hard and set the foundation for our victory over Gordon with a fighting 65.

Michael "Pistons" Mesley never looks in any difficulty while at the wicket. He earned promotion to Second Grade at the end of the season and would not be out of his depth there in 1998-99. Fortunately he was not required to keep. His bowling was used sparingly.

Ray Caparas was the old man at 27 years of age. He came to Sydney University this year via Petersham in 1995-96 where they had encouraged him to attend Green Shield trials. He played a number of swashbuckling innings - always an entertainer!

Tim "If only" Mornane had a very successful season and proved himself a genuine all-rounder. Tim seemed to get a bit carried away with the statistics following his club record 6th wicket stand with Andrew Wiles against Easts, enquiring "What is the record number of not outs in a season?"

Alex "Caesar" Morison grew in confidence as a wrist spinner. He has good variety and proved a valuable contributor with the bat. Brendon E Smith began the season well with the bat and earned promotion. His medium pacers were delivered with economy and efficiency from an ever-decreasing run.

Tim Jarvis is a talented cricketer but was unable to deliver his best form with either bat or ball. He is an outstanding slip fielder and will do well next year. James "Monkey" Monk bowled some great spells towards the end of the season. His 3-26 from 20 overs at Gordon should be the benchmark. His match-winning six hit low over long off, in the ninth wicket partnership with "Ted" Durie, was also a highlight of that match.

Mark "Test Match" Wilson lifted the average age of the team by ten years for half the season before returning to help guide 5th Grade to the final. His contributions with both bat and ball were valuable.

Many thanks go to Ian Fisher for his commitment this season: his contribution certainly earned us many club championship points.

Andrew Wiles

FOURTH GRADE PLAYER STATISTICS

BEST PARTNERSHIPS

| | | | |
|-------------------------|------|------------------------------------|--|
| 1 st wicket | 78 | M Mesley (58) & N. Ridley (49) | vs Hawkesbury |
| 2 nd wicket | 133 | M. Mesley (47) & C. Williams (113) | vs Bankstown |
| 3 rd wicket | 62 | B. Smith (20) & C. Williams (113) | vs Bankstown |
| 4 th wicket | 101 | R. Kelly (50) & M. Mesley (89) | vs Manly |
| 5 th wicket | 63 | A. Wiles (29) & R. Kelly (82) | vs Fairfield |
| 6 th wicket | 187* | A. Wiles (132* & T. Mornane (69*)) | vs Eastern Suburbs *New 4 th Grade Record |
| 7 th wicket | 46 | T. Mornane (44) & M Wilson (37*) | vs Fairfield |
| 8 th wicket | 75 | R. Caparas (36) & A. Morison (53) | vs Hawkesbury |
| 9 th wicket | 38 | J. Monk (12) & A. Morison (56*) | vs St George |
| 10 th wicket | 65* | D. Connell (48*) & D. Dawson (18*) | vs Sutherland |

BATTING & FIELDING

| Name | Inns | NO | HS | Runs | Avg | C | St |
|-----------|------|----|------|------|------|----|----|
| R.Kelly | 6 | 0 | 88 | 259 | 43.2 | - | |
| T.Mornane | 14 | 5 | 69* | 358 | 39.8 | 1 | |
| M.Mesley | 12 | 1 | 89 | 321 | 29.2 | 6 | |
| J.Monk | 5 | 2 | 34 | 82 | 27.3 | 1 | |
| A.Morison | 11 | 3 | 56* | 218 | 27.3 | 8 | |
| A.Perry | 4 | 0 | 51 | 106 | 26.5 | 1 | |
| A.Wiles | 16 | 1 | 132* | 349 | 23.3 | 9 | |
| N.Ridley | 14 | 0 | 65 | 262 | 18.7 | 8 | |
| B.Smith | 11 | 0 | 53 | 202 | 18.4 | 0 | |
| M.Wilson | 9 | 2 | 37* | 113 | 16.1 | 3 | |
| A.Rolfe | 7 | 0 | 39 | 111 | 15.9 | 0 | |
| T.Jarvis | 12 | 1 | 64 | 166 | 15.1 | 8 | |
| R.Caparas | 14 | 2 | 36 | 174 | 14.5 | 14 | 4 |

Also batted: C. Williams 1-0-113-113; M. Salisbury 3-0-61-98; D. Connell 5-1-48*-66 S. Pardy 2-0-46-65; Ben Wood 2-0-30-35; A.Chamberlain 2-1-22*-36; T. Cowan 1-0-35-35; D. Dawson 2-1-18*-28; M. Webber 2-0-15-23; A. Durie 4-1-9-17; D. Hudson 2-1-10-14; C. Coleman 1-0-6-6; Ben S Wood 1-0-5-5; A. Webster 1-0-1-1; E. Cowan 1-0-0-0; S. Jensen 1-0-0-0; J. Kirrane 1-0-0-0; C.Polites 1-0-0-0. Played but did not bat: M.Aitken; A.Harper; N.Schroder; G.Thompson

BOWLING

| Name | O | M | W | Runs | Avg |
|-----------|-------|----|----|------|------|
| B.Smith | 120.1 | 27 | 17 | 292 | 17.2 |
| M.Wilson | 87.1 | 17 | 11 | 229 | 20.8 |
| A.Morison | 153.5 | 18 | 24 | 563 | 23.5 |
| T.Mornane | 176.0 | 28 | 24 | 572 | 23.8 |
| T.Monk | 72.0 | 19 | 6 | 186 | 31.0 |
| T.Jarvis | 85.0 | 15 | 6 | 320 | 40.0 |

Also bowled: Ben Wood 7/66; Ben S Wood 5/72; M. Webber 4/51; M.Salisbury 4/80; A.Durie 4/129; D.Connell 4/186; S.Jensen 3/67; A.Webster 2/26; A.Chamberlain 2/55; A.Harper 2/42; M.Mesley 1/26; R.Kelly 1/44; M.Aitken 0/16; D.Hudson 0/3; N.Ridley 0/6; G.Thompson 0/36; A.Wiles 0/37.

FIFTH GRADE REPORT



SUCC Fifth Grade Minor Premiers and Finalists 1997-98

*L - R; Back Row: J Kirrane, G Carroll, D Connell, M Pemberton, M Moore, C Polites;
Front row: R Kelly, A Rolfe, J Rodgers (Captain), M Wilson, T Croft, L McGowan.*

This was Fifth Grade's most successful season for nine years. In 1988-89 Patrick Rodgers captained our 5ths to the Club's fourth premiership in this grade. This 1997-98 side should have been the next Fifth Grade premiers. Many images of this season are concerned with our dominance, especially in a sequence of ten games without defeat. Consider some of these figures:

- We finished on top of the competition by 5 points at the end of the 15 rounds.
- Our top order batting was prolific. All of the first four in the order (Rolfe, Pemberton, Kelly and Carroll) scored 500 runs for the season.
- Five times we scored over 290 (313 v Mosman, 4-312 v Wests, 9-303 v Gordon, 300 v Fairfield, 4-291 in 60 overs v Campbelltown)
- Our bowling was miserly such that most sides struggled to score better than 2 runs per over against us, but also penetrative. Four times we dismissed sides for less than 80 runs, on what were generally kind batting wickets (Fairfield 55, Hawkesbury 62, St George 68, Easts 79).
- Our catching and ground fielding were increasingly consistent and certain.

By the time we had selected 26 players in the first 7 rounds, the team was taking shape. Incidentally, "selection" is too dignified word for this process. It should be called the "Friday evening scrounge around for the lower grades".

The experience of those early rounds when we lost to Sutherland and Parramatta in two of the first three games, did, however, help to forge team spirit, enthusiasm and a willingness to face up to the demands of Grade cricket. The team then played increasingly confidently, positively and successfully.

With the considerable benefit of hindsight, one can see that the turning point of the season was the Round 7 game against Fairfield at Cabramatta. Eight of the twelve who took part in the Finals played in this game. At this stage of the season we had only 18 points and stood 10th in the table. At 3 for 46 Gavan Carroll and Chris Polites began a partnership which was to produce 137, a fifth grade 4th wicket record, in only 92 minutes. Carroll's first century in Grade cricket was an innings replete with crisp leg side shots, fluent drives and ferocious hitting of the spinners. By stumps on the first evening, Fairfield, chasing 300, had been reduced to 5 for 28 by Dylan Connell's assault. We took the remaining 15 wickets by 4.30pm the following Saturday to complete an overwhelming outright win by an innings and 84 runs. Connell, Aitken, Croft and Rodgers bowled straight; the fieldsmen caught everything. There was a feeling that this team had arrived as we savoured the victory after the match, experiencing the delights of the salubrious Cabramatta Leagues Club.

There were other defining games in a season characterised largely by triumphs:

Against Mosman in Round 4, we eventually earned a hard fought victory over a potentially weak side, not so much because of the 140 run opening stand between the forceful Kelly and the perspicacious Wilson, nor Carroll's productive spell of legspinners nor because of Wilson's gentle outswingers which earned 5 wickets, but more because of our ability to bowl 90 overs on the second day. The last wicket fell to Wilson in the 90th and last scheduled over with 3 balls remaining. This gained us a significant competitive advantage - the difference between going in to Round 5 with 6 or 12 points. Against Penrith in Round 9, despite our woeful fielding, wildly inaccurate bowling and collapse of the last 8 wickets for 71 runs, we still managed to salvage 3 points for a none-too-convincing tie.

On the other hand, our 11th round match against the eventual Premiers, Randwick, was a most professional, clinical display. In a limited overs game, we restricted them to 141 from the 60 overs in the style which characterised our best days. Tight bowling from McGowan and Rodgers was complemented with desperate fielding from Daniel, Pemberton and Polites. We then passed their score for the loss of 5 wickets - a belligerent 46 from Pemberton at the start, a thoughtful, mature partnership of 40 for the 5th wicket between Kirrane and McGowan, and Connell's mighty blow over midwicket that completed the victory with a six.

When we played Easts they were in second place, to our fifth. McGowan, Pemberton, Rodgers and Croft used the conditions ideally to bowl them out for 79. Alex Hone and Pemberton snapped up sharp catches and then Cowan, Kirrane and Polites hit with such ferocity after tea that we were already 97 ahead by stumps.

The team had multiple strengths and the statistics which follow will illustrate some of these. Batsmen of proven toughened resilient ability - Rolfe, Kelly, Wilson; those of exciting potential and exhilarating stroke play - Pemberton, Carroll and Polites. Bowlers of pace and fire - Connell, Croft and Aitken; those of miserly demeanour who "strangled" batsmen's scoring and then got them out - Wilson, Rodgers and McGowan; those who could turn and flight the ball with guile - Cross, O'Halloran and Carroll; fieldsmen of sharp reflexes and instinctive athleticism and a wicketkeeper Moore who broke the 5th Grade record by snapping up most that came his way and by searching out chances that were less than straightforward. The team took 130 catches during the season, 19 of these to Pemberton whose safe hands meant that he was often dispatched to wherever the ball was likely to be hit.

And we had a team filled with characters who delighted in each other's company, in the banter and badinage and in the eccentricities which always make playing for University so distinctively enjoyable from Dylan Connell who often gave the outward appearance of an uncomplicated, mentally unburdened, extroverted fast bowler, but who possessed a surprising creativity, evidenced by the hours spent on the mobile phone pursuing his latest affair of the heart to Gavan Carroll, scorer of 525 runs, including centuries against Fairfield and Gordon, who always gave the impression that he was just on the point of leaving for an important social engagement to Michael Moore, adept keeper but possessor of limited navigational skills. How did he ever find his way to University every day for lectures? to Tim Croft, top wicket taker in the Club for the season (45 wickets), who put his physio training to much practical use! to James Kirrane and Chris Polites, both still at school at the start of the season, both aggressive middle order batsmen; both safe fieldsmen anywhere other than behind the stumps; distinguishable only by Kirrane's disgraceful earring which said much about his educational influences to the more stable, less obviously outrageous Andrew Rolfe, utterly reliable in blunting opening attacks; Richard Kelly, a player of mature composure; Liam McGowan, faithful and dependable in any capacity; Mark Wilson, a veteran who can confidently be relied upon at any time, but who has now gone 21 years since his last Premiership. All of these players should seek much higher selection next season. There are two, however who deserve special mention:

The fifteen year old Eddie Cowan played three matches with us when school commitments permitted and showed enough to suggest that he will contribute significantly to much higher grades. He has it all - a tight technique, patience, an array of shots and a fierce determination.

Sixteen year old Matthew Pemberton, in his first full Grade season, was outstanding: 507 runs, including 393 in his eight innings as an opener, highlighted by his 130 against Wests; 11 valuable wickets with his medium pacers and 19 catches. His batting was dominated by leg side shots, especially those from the backfoot which earned him 8 sixes during the season. He loves hitting to the spaces, enjoys scoring quickly and realises the value of arduous and attentive practice.

But the real strengths came from the sense of cohesion, the combination, the achievements, the shared passion mixed with much fun and enjoyment in the games, in training, in the drinks after the game, in the spectacular dinner before the semi-final, in the rather riotous evening after the Final.

Semi-Final: vs Parramatta at St Pauls Oval 28-29 March 1998

We clawed our way back into this game after Parramatta had been 0-70. From this point, we exerted pressure with relentlessly accurate bowling and spirited fielding. Connell's 10 over spell after lunch produced three wickets and left their innings in tatters. Wilson bowled 20 overs for 2-21 and returned 45 minutes before stumps to take Parramatta's last wicket with his first delivery of the spell. Parramatta had made 184, in 101.1 overs.

Rolfe and Pemberton not only survived but prospered, knocking off 34 runs before stumps, then advancing to 94 on the second morning. Pemberton's 3 hour 67 was an innings of mature composure. At 4-139 Kelly was joined by Wilson and their experience, skill and patience saw us home without further loss.

University 7-254 (R Kelly 68, M Pemberton 67, M Wilson 40, A Rolfe 30) defeated Parramatta 184 (M Wilson 3-21 off 20.1, D Connell 3-68 off 22, J Rodgers 2-16 off 20, T Croft 1-28 of 10, L McGowan 1-34 off 23)*

FIFTH GRADE REPORT - Cont'd

Final: vs Randwick Caringbah Oval 4-5 April 1998

To be simplistic, we scored too few runs to win this game but it was a typical Final - close, tense, hard fought, with drama, collapses, recoveries, a victory and a loss. Pemberton and Rolfe batted cautiously but confidently for 84 minutes until Pemberton tried to hit over the field and was caught by a running, diving mid on. At 2 for 36 Rolfe and Kelly set about salvaging the innings and did it with increasing certainty until Kelly dislocated his knee-cap. He batted on after treatment, in restricted fashion, until he was bowled by a ball he had trouble moving his feet to, and took no further part in the match. Rolfe's unlimited and fierce determination and Kirrane's attractive, positive innings combined to add 50 in an hour. From there, however, we lost 7 for 54, including two crucial run outs, of Rolfe, who had looked impenetrable for 226 minutes of stout watchfulness, and Moore, who batted with productive authority. In the field, Carroll's sensational left handed catch at first slip and Wilson's lbw were the only successes on the first evening. Randwick played their shots and took the initiative, going to bed comfortable on 2 for 75.

Our comeback on Sunday morning was inspirational. Connell and Croft bowled with pace, direction and searching movement. Moore took four catches and when Randwick were 7 for 138 in the 65th over, the game was in the balance. However, sensible and calm batting from the eight wicket pair saw them home amidst much tension and excitement.

**SYDNEY UNIVERSITY vs RANDWICK
at Caringbah Oval 4th-5th April 1998**

Sydney Uni - 1st innings

| | | | | | | |
|--------------|------------------------|------------|----------|------|----|----|
| M. Pemberton | c. O'Donnell b.Rimmer | 20 | | | | |
| A. Rolfe | run out | 39 | | O | M | R |
| G. Carroll | c. and b.Rimmer | 4 | Khan | 10.2 | 2 | 18 |
| R. Kelly | b. Stafford | 18 | Boyle | 12 | 8 | 14 |
| J. Kirrane | c. Archer b. Singh | 29 | Singh | 12 | 5 | 16 |
| M. Wilson | c. Boyle b. Staples | 11 | Rimmer | 13 | 4 | 23 |
| L. McGowan | not out | 10 | Staples | 29 | 13 | 33 |
| T. Croft | c. Stafford b. Staples | 1 | Stafford | 19 | 4 | 52 |
| D. Connell | c. Singh b. Staples | 0 | | | | |
| M. Moore | run out | 19 | | | | |
| J. Rodgers | c. Stafford b. Khan | 0 | | | | |
| Sundries | | 17 | | | | |
| TOTAL | | 168 | | | | |

Fall: 31, 36, 64, 114, 132, 135, 141, 168, 168.
Overs: 95.2

Randwick - 1st innings

| | | | | | | |
|--------------|-------------------------|------------|-----------|----|---|----|
| K. Staples | c. Moore b. Connell | 49 | | | | |
| A. Bridge | c. Carrell b. Connell | 6 | | O | M | R |
| P. Lyons | lbw. Wilson | 12 | Connell | 19 | 3 | 69 |
| J. Boyle | b. Connell | 23 | Croft | 27 | 8 | 55 |
| N. Ross | c. Moore b. Croft | 4 | Wilson | 15 | 4 | 30 |
| P. O'Donnell | c. Moore b. Croft | 20 | McGowan | 9 | 2 | 23 |
| J. Archer | c. Moore b. Croft | 0 | Rodgers | 20 | 7 | 27 |
| R. Stafford | c. Carrell b. Pemberton | 72 | Pemberton | 2 | 1 | 7 |
| N. Singh | not out | 10 | | | | |
| Sundries | | 18 | | | | |
| TOTAL | 8 wickets for | 214 | | | | |

Fall: 12, 65, 85, 93, 117, 119, 138, 214. Overs: 92

FIFTH GRADE REPORT - Cont'd

Why, then, did we fall at the last hurdle? Two thoughts:

- 1 For many games we were largely untested in the competitive fire that finals always provide. We may have lost that fierce edge on that first afternoon of the Final.
- 2 Alloyed to this was the fact that our lower order batting was rarely required to fight its way out of trouble, until the Final. One can't help thinking what one more partnership of 40 may have achieved.

May I express my grateful thanks to many people - to Club stalwarts Ian Fisher, Mick O'Sullivan and John Grimble, who all took such an encouraging interest in this team to the extent that John put on the creams one more time to help us to victory over Manly and to take his 400th Club wicket.

Thanks also to all other captains, especially David Dawson whose forbearance as 6th Grade captain makes him a candidate for canonisation and Andrew Wiles, 4th Grade captain, who bore with stoic resignation the inevitable when we had to qualify players as 5th Graders for the finals; and to Peter Cross, former First Grade player with this Club, who gave extremely generous service as scorer for this team and whose support was received with much gratitude. Thanks also to all the Club officials whose work off the field helped us to enjoy our performances on the field and to Wayne Turnbull whose contribution to 5th Grade was inestimable, invaluable, generous and highly appreciated.

Finally, my heartiest congratulations to Tim Lester and the victorious 3rd Graders, and to Phil Lyons captain of Randwick's 5th Grade, and his team for their deserved premiership in this grade.

**LAST MAN IN ... AT THE AGE OF 44
(Reflections on 'winning' the 'Jug' again!)**

Well here I am. I feel a little ill.
What is this umpire at?
Middle and leg, centre - whatever you will ...
It cannot matter much, where I put my bat.
I look around me in a knowing way
I shall play forward, gracefully, and pray ...

But there are people sitting over there
Who fondly hope that I shall make a run
They cannot guess how blinding is the glare
They do not know how strong is the sun.
But wait! I have survived a ball
I am not such a rabbit after all.

The second ball is very swift
It breaks and stands up steeply in the air.
It looks at me and I could swear it sniffed
I gesture at it but it is not there!

What a ball!
Bradman, Tendulkar, Fisher in his prime
All rolled into one
Might not have got a bat to it in time
But fine leg is now looking for my middle stump
And I am walking back, tugging at my hat
I can't imagine why I bother to bat

James Rodgers



Action from the Fifth Grade Final vs Randwick at Caringbah Oval

Top: Liam McGowan plays the pull shot; Centre: Tim Croft bowls; Bottom: Mark Wilson plays the cut shot.

FIFTH GRADE PLAYER STATISTICS

| | | PARTNERSHIPS | | |
|-------------------------|-----|-----------------|---------------------|--|
| 1 st wicket | 206 | A.Rolfe (88) | & M.Pemberton (130) | vs Western Suburbs |
| | 142 | M.Wilson (55) | & R.Kelly (98) | vs Mosman |
| | 121 | A.Rolfe (78) | & M.Pemberton (60) | vs Campbelltown |
| 2 nd wicket | 123 | G.Carroll (70) | & C.Coleman (54) | vs North Sydney |
| 3 rd wicket | 82* | A.Rolfe (31*) | & R.Kelly (52*) | vs St George |
| 4 th wicket | 137 | G.Carroll (123) | & C.Polites (64) | vs Fairfield (new 5 th Grade Record) |
| 5 th wicket | 92 | R.Kelly (68) | & M.Wilson (40*) | vs Parramatta (in Semi-final) |
| 6 th wicket | 62 | C.Coleman (73) | & P.O'Halloran (30) | vs Sutherland |
| 7 th wicket | 38 | C.Pelly (62) | & P.O'Halloran (14) | vs North Sydney |
| 8 th wicket | 45 | D.Connell (30) | & M.Moore (17) | vs Fairfield |
| 9 th wicket | 27 | L.McGowan (10*) | & M.Moore (19) | vs Randwick (in Final) |
| 10 th wicket | 89 | M.Wilson (107*) | & M.Moore (44) | vs Parramatta (new 5 th Grade record) |

| BATTING & FIELDING | | | | | | |
|--------------------|------|----|------|------|-------|---------------------------|
| Name | Inns | NO | HS | Runs | Avg | C/St |
| M.Wilson | 6 | 4 | 107* | 230 | 115.0 | 4 |
| C.Coleman | 5 | 1 | 73 | 187 | 46.3 | 4 |
| A.Rolfe | 12 | 2 | 88 | 421 | 42.1 | 7 |
| R.Kelly | 9 | 1 | 98 | 269 | 33.6 | 2 |
| M.Moore | 6 | 3 | 44 | 100 | 33.3 | 32/3 (5's keeping record) |
| M.Pemberton | 17 | 1 | 130 | 513 | 31.4 | 19 (5's fielding record) |
| J.Kirrane | 18 | 7 | 48* | 344 | 31.4 | 7 |
| G.Carroll | 18 | 0 | 123 | 525 | 29.2 | 10 |
| C.Polites | 8 | 1 | 64 | 191 | 27.3 | 5 |
| P.O'Halloran | 7 | 1 | 30 | 92 | 15.3 | 0 |
| L.McGowan | 10 | 4 | 19 | 75 | 12.5 | 8 |
| D.Connell | 8 | 1 | 30 | 62 | 8.9 | 6 |
| T.Croft | 7 | 2 | 17 | 40 | 8.0 | 2 |
| J.Rodgers | 7 | 5 | 2* | 4 | 2.0 | 6 |

Also batted, (catches) : E.Cowan 3-1-60*-120 (2); C.Daniel 4-0-51-83 (1); C.Pelly 1-0-62-62 (1); T.Jarvis 2-0-26-51 (3); M.Aitken 4-1-20-41 (1); A.Hone 4-0-24-37 (2); T.Cowan 2-0-20-28; T.Rose 2-0-11-18 (1); J.Cross 4-0-6-17 (3); J.Drayton 1-0-14-14; E.Hickson 2-1-7*-7 (1); G.Thompson 2-0-5-5 (1); M.O'Halloran 1-1-4*-4 (1); J.Grimble 1-1-2*2; S.Wood 1-0-2-2; R.Thuraisingham 3-0-1-1 (1); S.Jensen (did not bat)(-).

| BOWLING | | | | | |
|--------------|-------|----|----|------|------|
| Name | O | M | W | Runs | Avg |
| J.Rodgers | 248.0 | 86 | 40 | 431 | 10.8 |
| L.McGowan | 133.5 | 34 | 22 | 274 | 12.5 |
| M.Wilson | 101.2 | 32 | 12 | 176 | 14.5 |
| G.Carroll | 38.0 | 6 | 6 | 94 | 15.7 |
| D.Connell | 159.5 | 32 | 28 | 460 | 16.4 |
| T.Croft | 200.5 | 49 | 30 | 512 | 17.7 |
| M.Aitken | 81.0 | 13 | 11 | 218 | 19.8 |
| M.Pemberton | 97.0 | 20 | 11 | 242 | 22.0 |
| P.O'Halloran | 36.3 | 4 | 6 | 149 | 24.8 |
| G.Thompson | 59.2 | 12 | 6 | 149 | 24.8 |
| J.Cross | 111.0 | 17 | 12 | 371 | 30.9 |

Also bowled: S.Jensen 25.1-10-4-45; T.Jarvis 29-7-7-78; J.Grimble 12-2-2-30; E.Hickson 6-0-2-32; J.Drayton 9-2-2-32; E.Cowan 6.3-0-1-27; R.Kelly 26-7-1-79; R.Thuraisingham 1-1-0-0; A.Hone 2-0-0-17; C.Pelly 7-1-0-26; S.Wood 7-1-0-32.

SIXTH GRADE REPORT

Season 1997-98 saw a vast improvement for Sixth Grade. Of the twelve games, University won six, drew one and lost five. As usual the competition was of a very high standard, with many former First Graders among the opposition. This season we were fortunate to have the opportunity to play against former First Class players Steve Herzberg and Richard Stobo. The depth of the club this season - evidenced by second place in the SCA club championship - meant that for most of the season Sixth Grade was able to field a strong side. Mark Wilson, Tim Croft, Liam McGowan, Mike Moore and Chris Polites all started their season in Sixths before becoming vital players in Fifth Grade's minor premierships.

University finished fifth in this competition, just failing to reach the semi-finals. Only a poor period around Christmas prevented us from reaching the semi-finals. During this time, the club's fast bowling stocks were severely depleted and Sixth Grade was forced to select Green Shield and other schoolboy players to meet the three strongest teams in the competition. The loss of those three games put a critical dent in our semi-final chances, but I am sure that the experience the young players gained against cricketers with First Class experience will prove valuable in the long term.

Finally, I would like to take the opportunity to thank James Rodgers and Ian Fisher for their outstanding support during the season.

David Dawson, Captain

Editor's note: yet again, Dave Dawson undertook the thankless task of the Sixth Grade captaincy with undimmed enthusiasm and patience. His ability to develop and retain a pool of players in Sixths was a critical factor in the success of Fifths, who were always able to choose good quality replacements when vacancies arose. Dave's efforts on the field were strong, and he performed admirably when given opportunities in Fourth Grade.

SIXTH GRADE PLAYER STATISTICS

PARTNERSHIPS

| | | | |
|-------------------------|-----|--------------------------------------|--|
| 1 st wicket | 146 | J. Hanrahan (61) & S. Rose (91) | vs Gordon |
| 2 nd wicket | 21 | C. Daniel (11) & J. Hanrahan (8) | vs Gordon Vets |
| 3 rd wicket | 163 | J. Hanrahan (54) & E. Hickson (146*) | vs North Sydney (new 6 th Grade Record) |
| | 100 | S. Boland (47) & L. McGowan (43) | vs Wanderers |
| 4 th wicket | 129 | D. Dawson (75) & L. McGowan (72) | vs Lindfield |
| 5 th wicket | 81 | C. Polites (76*) & T. Croft (24) | vs Gordon |
| 6 th wicket | 55 | D. Hudson (36) & D. Dawson (26) | vs West Ryde |
| 7 th wicket | 76 | D. Hudson (44) & S. Dileo (23) | vs Lindfield |
| 8 th wicket | 26 | D. Dawson (26) & J. Cross (15) | vs West Pymble |
| 9 th wicket | 5 | D. Hudson (44) & J. Drayton (5) | vs Lindfield |
| 10 th wicket | 27 | J. Drayton (21) & J. Hanrahan (11*) | vs Combined |

BATTING & FIELDING

| Batsman | Inns | NO | HS | Runs | Ave | Cts |
|--------------|------|----|------|------|-------|-----|
| E Hickson | 4 | 1 | 146* | 210 | 70.00 | - |
| A Hone | 3 | - | 104 | 130 | 43.33 | - |
| S Rose | 8 | 1 | 91 | 188 | 26.86 | 2 |
| T Croft | 5 | - | 37 | 113 | 22.60 | 1 |
| J Hanrahan | 10 | 1 | 61 | 199 | 22.11 | - |
| P O'Halloran | 5 | 1 | 51* | 85 | 21.25 | 1 |
| D Dawson | 8 | 1 | 75 | 143 | 20.43 | 1 |
| D Hudson | 7 | - | 44 | 128 | 18.29 | 1 |

SIXTH GRADE PLAYER STATISTICS - Cont'd

| | Inns | NO | HS | Runs | Ave | Cts |
|---------------------|------|----|-----|------|-------|------|
| P Logan | 10 | 1 | 47 | 137 | 15.22 | - |
| J Drayton | 10 | 2 | 34 | 101 | 12.63 | - |
| S Dileo | 12 | 2 | 43 | 122 | 12.20 | 4 |
| E Lloyd | 10 | 2 | 29 | 78 | 9.75 | 7/1s |
| C Smith | 4 | 1 | 7 | 16 | 5.33 | - |
| Also batted: | | | | | | |
| C Polites | 2 | 1 | 76* | 97 | 97.00 | - |
| L McGowan | 2 | - | 72 | 115 | 57.50 | - |
| S Boland | 1 | - | 47 | 47 | 47.00 | - |
| M Wilson | 1 | - | 44 | 44 | 44.00 | - |
| M Aitken | 1 | - | 16 | 16 | 16.00 | - |
| J Cross | 3 | 1 | 15 | 26 | 13.00 | - |
| C Daniel | 3 | - | 20 | 37 | 12.33 | - |
| R Thuraisingham | 2 | - | 21 | 23 | 11.50 | - |
| D Milgate | 2 | - | 10 | 17 | 8.50 | - |
| R Barnett | 1 | - | 8 | 8 | 8.00 | - |
| M Salisbury | 1 | - | 7 | 7 | 7.00 | - |
| S Wood | 1 | - | 6 | 6 | 6.00 | - |
| B S Wood | 3 | 1 | 7 | 9 | 4.50 | - |
| R McGovern | 1 | - | 4 | 4 | 4.00 | - |
| A Knapp | 2 | - | 5 | 6 | 3.00 | - |
| S Burnett | 2 | 1 | 1* | 2 | 2.00 | - |
| M Colless | 1 | 1 | 1* | 1 | 1.00* | - |
| P Langtry | 2 | 1 | 0* | 0 | 0.00 | - |
| S Byrne | 1 | - | 0 | 0 | 0.00 | - |

BOWLING

| Bowler | O | M | Runs | Wkts | Av |
|---------------------|----|----|------|------|-------|
| B S Wood | 33 | 6 | 66 | 6 | 11.00 |
| P O'Halloran | 24 | 3 | 80 | 7 | 11.43 |
| T Croft | 76 | 11 | 252 | 15 | 16.80 |
| D Dawson | 73 | 9 | 263 | 13 | 20.23 |
| J Drayton | 85 | 9 | 304 | 15 | 20.26 |
| D Hudson | 90 | 15 | 306 | 12 | 25.50 |
| S Wood | 36 | 4 | 119 | 4 | 29.75 |
| Also bowled: | | | | | |
| A Hone | 7 | 1 | 26 | 2 | 13.00 |
| M Wilson | 9 | 1 | 35 | 2 | 17.50 |
| R Thuraisingham | 2 | 0 | 13 | 1 | 13.00 |
| L McGowan | 7 | 0 | 43 | 3 | 14.33 |
| M Aitken | 12 | 3 | 24 | 1 | 24.00 |
| P Langtry | 13 | 4 | 54 | 2 | 27.00 |
| J Hanrahan | 16 | 1 | 72 | 2 | 36.00 |
| R McGovern | 9 | 0 | 42 | 1 | 42.00 |
| C Smith | 12 | 2 | 44 | 1 | 44.00 |
| E Hickson | 6 | 0 | 58 | 1 | 58.00 |
| C Daniel | 1 | 0 | 9 | 0 | - |
| S Boland | 1 | 0 | 14 | 0 | - |
| S Burnett | 4 | 0 | 15 | 0 | - |
| S Dileo | 3 | 0 | 21 | 0 | - |
| D Milgate | 5 | 0 | 23 | 0 | - |
| M Salisbury | 7 | 2 | 26 | 0 | - |
| J Cross | 23 | 6 | 54 | 0 | - |

POIDEVIN-GRAY SHIELD REPORT

Matches played - 8 Matches won - 6 Another great season!

With only five of the previous season's premiership side available, this was quite a different team in personnel, but very much the same type of side with respect to commitment. Testimony to this commitment was the fact that the same 12 player turned up each week and "13th man" Tim Jarvis, full of ability and worthy of a place in any PG side, was only called upon for a single match. So Adam Elbourne, Andrew Pearson, Mike Mesley, Steve Pardy and Chris Graham welcomed new players Tom Cowan, Brendan Smith, Al Webster, Phil Keene, Alex Morison, Steve Jensen and Tim Mornane.

Phil was the first to make his mark when he took two North Sydney wickets in the first over of the season but an 81 run partnership for the fifth wicket led the Norths' recovery and their score of 179 was certainly respectable. Steve and Alex both took two wickets economically, and Phil ended with three. "Pards" (22), Tom (27) and Chris (21*) helped Adam (60) to achieve victory with many overs to spare and only five wickets down.

In Round 2 against Parramatta we were 4-41 before Andrew (30), Chris (28), Brendon (30) and Phil (22) led the fightback. Our total of 186 was looking less than competitive as Parramatta raced to 45 without loss but the next ten wickets were taken for 73 runs and we ended up very easy victors. Andrew (4/18) and Alex (2-18) took the honours, although Al (2/9 from 12 overs) showed how to completely dominate batsmen with extremely accurate and effective left arm finger spinners. We fought back twice from difficult situations, and that's what makes a great team.

Against Mosman Pards (66) and Tim Jarvis (24) put on 61 for the first wicket (our best opening partnership for two seasons) before Adam (56) again played a superb innings. Andrew (35) and Tom (32*) hit out towards the end and we finished with 4/244 off 60 overs. This was by far our biggest score for two seasons, but therein lies a threat. Large totals can be hard to defend, if not for any other reason than that they may well mean that conditions very much favour the batsmen. So it turned out, since Mosman were always in the game until Steve came back to take the final three wickets in nine balls. This was an excellent piece of bowling from a very talented and rapidly improving young bowler. Even though conditions were very much in his favour, Al was the pick of the bowlers, with 3-31 off 10 overs. The match was also notable for the injury Tom received in the field. In a typically courageous performance, and in an attempt to effect a run out, Tom badly hurt his shoulder and he, and the team, suffered through his absence.

In Round 4 excellent catching and bowling (Andrew 4/25, Steve 2/17) restricted Gordon to 136 before an even better opening partnership of 77 between Pards (38) and Mike (28), then an unbroken 61 partnership between Adam (35*) and Andrew (23*) saw a very easy victory achieved in only 33 overs.

This time we played Northern District at Uni 1. We were both undefeated, and NDs were stillsmarting from the defeat in the last round of last season. At 4-18 they were full of confidence, but Adam and Chris saw the score move to 4-78 after 34 overs to lunch. Then everything seemed to turn against us. Torrential rain first threatened to have the match abandoned, and then when play resumed in very wet conditions, the overs were restricted to 54 and to have any overs reduced at such a late stage in our innings was detrimental. While Chris's 52 in a partnership of 116 with Adam was outstanding, no adjectives can adequately describe Adam's unbeaten century which was scored off the second last ball of the innings. With a very slow outfield all day, particularly after the rain, Adam hit a solitary boundary and indeed only two 3's. The innings was essentially made up of twenty eight 2's and 34 singles. His ability to keep the ball on the ground, and his placement showed that the qualities of a truly champion batsman.

Our final score of 9-188 was very competitive under the conditions and an all round bowling performance secured a victory by 46 runs against the team whom everyone easily favoured to win the competition.

POIDEVIN-GRAY SHIELD REPORT - Cont'd

I remember praising in last year's Annual report, the St George PG team after their loss in the semi-final to us that year. On that occasion we had played against a team who expected to win, and who in some ways perhaps should have won (given that opposition teams never should win, that is!). Yet when they lost, their sportsmanship and the sportsmanship of their supporters was outstanding. Suffice it to say that a different example was displayed by a couple of our visitors in the game just finished.

We had thus won a record 12 games in a row under Adam's captaincy. It is sad to report that 13 appeared to be unlucky, but full credit goes to the young Balmain side who bowled extremely tightly on a sub-standard wicket. Only Pards (11) and Andrew (15) managed double figures in a total of 60 from 36.3 overs. Although we had chances, not even an indomitable spirit in the field could see us through and we suffered our first loss of the season.

Going into the last round four teams were equal on five wins. NDs were clearly ahead on run rate, and Balmain were just ahead of us and our opponents, Penrith. So we had to win against the finalists of last season, and win well, to have any chance of making the semis. Although Penrith raced to 64 in the 12th over, Andrew (3/34) and Al (4/14) then bowled superbly and Penrith were all out for 117. Pards (48) and Al (32) set us off cautiously in the right direction and 1-70 we dashed for the line, winning easily in the 23rd over. As it turned out, lowly ranked Gordon defeated Balmain (although our very convincing win had put us ahead of the Tigers on run rates). We were in the semi finals for the second year running.

Disappointingly we were confronted by a wet wicket due to overnight rain at Fairfield and the match was reduced to 49 overs. Conditions were never easy for batting, but our effort to dismiss the very strong opposition for 156 in the 47th over was outstanding. A couple of very crucial events in the field just didn't go our way, although other events (three excellent run outs) and Al's 4/20 off 10 showed we were a quality side. At one stage we were 3-78 but the runs per over always mounted against an excellent attack and finally told. It is one of those difficult situations: when you are falling behind in the run rate, do you try to hit out of it or do you hang on hoping for things to get better? Once again Adam (56) played a great innings, but only Andrew (17) of the top order batsmen scored double figures. Even so, our final score (92) was not a true indication of the tenseness of the day, and of how close we came to defending the title.

So ended another outstanding season for a great group of lads. Adam (314 runs at 52) and Steve Pardy 194 at 24) were our most prolific run getters, while Andrew (18 wickets at 13) and Al (15 wickets at 10) were most successful with the ball. However everyone contributed and their highlights are recorded above. Tim Mornane deserves special mention since he was so unlucky when his opportunities arose, yet when he was 12th man he was always at the game - contributing through his enthusiasm and support.

Incredibly nearly all of the players are eligible again next year, and with players now coming through the Green Shield team, the Uni PG's have a great foundation on which to build. Those who have now reached the ripe old age of 21 will be greatly missed from the side, although the commitment to this team is such that we know that you'll be at our games watching next year.

Once again the final word is a word of thanks to our supporters. While the contributions of Bill Pardy, who kept the most immaculate and perfect scorebook, and Wayne Turnbull and Ian Fisher who assisted the preparation and coaching of the team, are more obvious, nevertheless all the parents, grand parents, Club players and friends who were ever-present helped once again to make this team. A team is made up of so much more than the twelve selected and without the support of so many others, the success and the camaraderie which this team enjoyed would not have occurred. There is quite an amazing spirit and tradition building in this team. Let's build upon it further!

Damon Ridley, Manager/Coach

POIDEVIN-GRAY SHIELD PLAYER STATISTICS

BEST PARTNERSHIPS

| | | | | | |
|-------------------------|-----|--------------------|---|------------------|-------------------|
| 1 st wicket | 77 | S. Pardy (38) | & | M. Mesley (28) | vs Gordon |
| 2 nd wicket | 72 | S. Pardy (66) | & | A. Elbourne (56) | vs Mosman |
| 3 rd wicket | 61* | A. Elbourne (35*) | & | A. Pearson (23*) | vs Gordon |
| 4 th wicket | 55 | A. Elbourne (60) | & | T. Cowan (27) | vs North Sydney |
| 5 th wicket | 116 | A. Elbourne (100*) | & | C. Graham (52) | vs Nthn Districts |
| 6 th wicket | 59 | A. Pearson (30) | & | B. Smith (30) | vs Parramatta |
| 7 th wicket | 2 | A. Elbourne (100*) | & | A. Webster (1) | vs Nthn District |
| 8 th wicket | 6 | A. Elbourne (100*) | & | P. Keene (0) | vs Nthn District |
| | 6 | B. Smith (5) | & | A. Webster (4*) | vs Balmain |
| 9 th wicket | 29 | A. Morison (10) | & | P. Keene (22) | vs Parramatta |
| 10 th wicket | 13 | A. Elbourne (100*) | & | S. Jensen (3*) | vs Nthn District |

BATTING & FIELDING

| Name | Inns | NO | HS | Runs | Avg | C | St |
|------------|------|----|------|------|------|---|----|
| A.Elbourne | 8 | 2 | 100* | 314 | 52.3 | 3 | |
| C.Graham | 7 | 3 | 52 | 141 | 35.3 | 8 | 3 |
| S.Pardy | 8 | 0 | 66 | 194 | 24.3 | 1 | |
| T.Jarvis | 1 | 0 | 24 | 24 | 24.0 | 0 | |
| A.Pearson | 8 | 1 | 35 | 124 | 17.7 | 5 | |
| B.Smith | 5 | 1 | 30 | 64 | 16.0 | 2 | |
| T.Cowan | 7 | 2 | 32* | 75 | 15.0 | 4 | |
| A.Webster | 5 | 1 | 32 | 53 | 13.3 | 3 | |
| M.Mesley | 5 | 0 | 28 | 50 | 10.0 | 4 | |
| A.Morison | 3 | 1 | 10 | 16 | 8.0 | 0 | |
| P.Keene | 4 | 0 | 22 | 24 | 6.0 | 5 | |
| S.Jensen | 4 | 2 | 3* | 4 | 2.0 | 1 | |
| T.Mornane | 2 | 0 | 1 | 1 | 0.5 | 2 | |

BOWLING

| Name | O | M | W | Runs | Avg |
|-----------|------|----|----|------|------|
| A.Webster | 76.3 | 25 | 15 | 164 | 10.9 |
| A.Pearson | 80.4 | 20 | 18 | 235 | 13.1 |
| S.Jensen | 54.1 | 8 | 10 | 144 | 14.4 |
| A.Morison | 31.0 | 3 | 6 | 113 | 28.8 |
| T.Mornane | 53.2 | 13 | 12 | 139 | 34.0 |
| P.Keene | 13.0 | 2 | 3 | 35 | 34.3 |
| M.Mesley | 0.4 | 0 | 0 | 6 | - |

A.W GREEN SHIELD REPORT

Matches played 9 Matches won 7 Equal Second in Northern Division

The Sydney Cricket Association approved an application from the Club to field an A W Green Shield team for the 1997-1998 season. As the Club had no affiliated Junior competition this was thought by some to be impossible for the Club to, firstly acquire the required players for a team, and secondly, to then be competitive.

The Club's involvement in the Inner West Cricket Council, mainly through the efforts of Mark Wilson, proved to be the key and the foundation for the moulding of a successful team. The Club's coaching commitments to the Inner West Council, presented our Club with an opportunity for contact with the junior elite players participating in the Council's Junior Development Programme. A considered decision was made to have a squad of 15 players and to select 5 players at an age one year younger to enable them to gain invaluable experience and thus to form the nucleus of the next season's squad. Fifteen players were selected, including twelve from the Inner West Council. Five U15 boys were selected.

The squad trained weekly with the emphasis being on fielding, sportsmanship, attitude and tactics. Aerobic sessions were held - and these sessions certainly didn't inspire too much confidence for the year ahead. Discipline at all times was a priority.

Match 1 - Manly

This match was approached with a great deal of enthusiasm and apprehension. All were nervous, including the manager. Ed Cowan and Michael Grilis opened and scored 58 in 18 overs - great joy - until Ed was run out. Michael scored an impressive 52 but the team collapsed to 8/127 and all out 158 with Nick French (34) displaying rare talent and maturity.

After 11 overs Manly had cruised to 0/43 and then the "spin twins" Nick Ryan and Nick French applied their stranglehold on the match. This was to be repeated in all the subsequent games. Manly reached 9/138 but the last wicket put on 24 runs for a win to Manly.

Notwithstanding a dropped catch during Manly's last wicket partnership the fielding was exceptional with 2 brilliant catches by Robert Fisher. The bowling of Nick Ryan (12 overs, 5/36), Nick French (12 overs 2/18) and Ed Cowan (8 overs 2/22) was excellent. Liam Hibbert, in the absence of wicketkeeper Nick Schroeder, "kept" extremely well.

The support from "the hill" was noisy but was appreciated by all players and certainly created a tremendous atmosphere for an extremely exciting game of cricket.

Match 2 - Mosman

Mosman were all out 168 with all our bowlers economical - Nick Ryan (12 overs, 4/11), Nick French (12 overs 2/31), Ben Chapman (9.2 overs 3/31), Robert Fisher (6 overs, 0/15) and Simon Burnett (5 overs 0/14). Again our spinners, backed by excellent fielding, were extremely dominant. At one stage when Mosman was 0/43 off 10 overs, the next 19 overs of spin bowling yielded 4/25. Brilliant catches were taken by Michael Grilis and Daniel Milgate.

Our batting suffered a minor collapse to be 4/38 but an excellent partnership of 111 between Alex Sciascia (51) and Nick French (81 not out) saw out an easy win - the first! Nick and Alex batted exceptionally well with great maturity and commonsense.

A W GREEN SHIELD REPORT -Cont'd

Match 3 - Gordon

The match commenced late due to a very wet wicket and ground. We were sent in and we were aiming for 140. After a real struggle the team totalled 145 due to contributions from Michael Grilis (26), Nick French (31), Simon Burnett (18), Ben Chapman (19) and Nick Schroeder (12).

Daniel Milgate destroyed Gordon's top order (4 ducks) taking 4/9 off 6 overs with only 1 run off the bat. Gordon were struggling at 6/37 but battled to 131. The other wicket takers were Nick Ryan (10 overs 1/14), Nick French (12 overs 1/26), Ed Cowan (10 overs 2/25) and Simon Burnett (3 overs 1/11).

Again great all round fielding applied immense pressure on the batsmen. Sharp catches were taken by Simon Burnett and Nick French but the highlight was the "catch of the year" by Alex Sciascia fielding at 1st slip.

Match 4 - Northern Districts

At 3/9 in our innings things looked grim and at 4/48 after 21 overs grimmer indeed. However a great partnership of 90 in 22 overs between Andrew Cluff (23) and Robert Fisher (86) steadied the ship and a further 40 partnership between Robert and Ben Chapman (24) in 7 overs consolidated the position. Daniel Milgate (21 not out) and Nick Schroeder (7 not out) scored 31 in 4 overs yielding a final total of 8/223. Robert's innings was of an extremely high standard and set the scene for a win.

All bowlers contributed in the dismissal of Northern Districts for 146. Daniel Milgate (6.3 overs 1/20), Ben Chapman (8 overs 1/20), Nick French (10 overs 1/20), Nick Ryan (12 overs 3/21), Ed Cowan (10 overs 1/25), Liam Hibbert (6 overs 1/25). Alex Sciascia took another brilliant catch at slips and Ed Cowan and Robert Fisher effected two great run outs. Ed also took 3 sharp catches.

Match 5 - Balmain

Another late start due to a rain affected wicket. Balmain were all out 85 in 54 overs. The fielding was again excellent and the bowling figures sensational. Simon Burnett (6 overs 1/13) and Steven Turner in his initial match (9 overs 2/22) inroaded the confidence of the top order batsmen. Michael Grilis (7 overs 0/7), Nick French (11 overs 1/12), Nick Ryan (12 overs 4/120) and Ed Cowan (8 overs 1/15) admirably supported the opening bowlers.

Balmain's bowlers bowled exceptionally well and applied immense pressure. After 20 overs we were 4/40, 40 overs 7/78 and finally eked out a win in the 43rd over, 7 down. Gutsy innings from Michael Grilis (15), Alex Sciascia (11), Jason Fitch (12), Grant Lawler (8) with Nick French (21 not out) steering the team through for a tight win on a difficult batting wicket.

Match 6 - Penrith

It had to happen - a flat match. We batted first and after a useful second wicket partnership between Michael Grilis (16) and Ed Cowan (29) we struggled and self destructed with poor shots and run outs to total 181. Nick French again batted well with 35 and some intelligent batting by Daniel Milgate (16) and Ben Chapman (30 not out) left us still well behind our desired target of 220 runs.

Penrith cruised to 3/185 in 54 overs and we struggled in the field for the first time. Nick French (12 over 0/18) bowled exceptionally well but only Ben Chapman (10 overs 1/27), Robert Fisher (5 overs 1/23) and Andrew Cluff (1/4) took wickets.

A W GREEN SHIELD REPORT -Cont'd

Match 7 - Parramatta - last year's premiers, who were also undefeated in their first six matches. A very hot day - Parramatta having won the toss, batted and scored 9/205 off 60 overs. Our fielding was again sensational and Steven Turner, who has another year to play, bowled very quickly in his opening spell of 5 overs 0/9. The bowlers really put in against a very strong batting side and the wickets were shared between Daniel Milgate (12 overs 1/40), Ben Chapman (9 overs 1/34), Nick Ryan (12 overs 2/38), Nick French (12 overs 1/30), Ed Cowan (3 overs 1/18), Simon Burnett (6 overs 1/27) and Michael Grilis (1 over 1/3).

Our batting was excellent with partnerships of 20, 13, 46, 61 and finally an unbeaten 66 giving us a total of 4/206 with 8 overs to spare. All the batsmen contributed - Alex Sciascia (18), Robert Fisher (17), Ben Chapman (27 not out), but the outstanding effort was the masterful performance of Ed Cowan in compiling a chanceless, undefeated innings of 107 in 167 minutes to pilot the team to a memorable win.

Match 8 - Hawkesbury. The day was a scorcher. We batted first for 7/251 off 60 overs. An opening partnership of 61 between Simon Burnett (16) and Michael Grilis (51) set the scene and with excellent contributions from Ed Cowan (58), Robert Fisher (47) and Ben Chapman (28), a very high total was achieved. Hawkesbury replied with 185 off 56.30 overs with the last two wickets putting on 78 runs. Our wicket takers were Simon Burnett (6 overs 1/12), Nick Ryan (11 overs 2/36), Nick French (12 overs 3/41), Ed Cowan (7 overs 1/30), Robert Fisher (1.2 overs 1/5) with Michael Grilis bowling an economical 11 overs 0/26. The fielding was again outstanding, with catches and runouts by Simon Burnett, Ben Chapman, Ed Cowan and Robert Fisher. Nicholas Schroeder's work behind the wickets was excellent with 1 catch and 2 stumpings.

Match 9 - North Sydney. A very tight situation existed with our team being equal second with Penrith and needing a good win to improve our quotients in order to gain a place in the finals. We batted first and started like a runaway train being 1/126 off 27 overs and then became derailed finishing with 221 with 10 overs to spare. Another brilliant innings of 81 in 94 minutes from Ed Cowan set the scene with excellent contributions from Alex Sciascia (33), Ben Chapman (18), Nick Schroeder (14) and a hard hitting innings of 35 by Daniel Milgate. North Sydney were 2/119 off 27 overs but were all out for 188. The wicket takers were Daniel Milgate (8 overs 1/31), Steven Turner (9 overs 1/34), Nick French (7.1 overs 3/20), Ed Cowan (6 overs 1/25), Robert Fisher (6 overs 2/7) and Michael Grilis (6 overs 1/10).

The campaign finished with 7 wins and the team missed out on the finals by only 9 runs - if only!?! There were some outstanding individual performances but the real highlight of the season was that at some stage each boy made a valuable contribution to the success of the team. It was a team effort and nothing could highlight it more than the sensational fielding displays through all the matches.

Credit must be given to the club coach, Wayne Turnbull, who worked the boys in the fielding drills which really increased their skill levels. Credit also to the boys themselves who 'put in' so industriously in all the practice sessions. A special thanks to Ross Ryan and Gary Lawler for their help and guidance in the initial stages of selecting the squad and to Rhonda Fisher who controlled the scorebook for all the matches and also provided my lunch.

The parents were excellent and the Club thanks all for their support which was generous and undemanding.

Thanks also to Lachlan Foulsham who gave up his valuable time at practices and matches and helped bridge the generation gap between the boys and Manager. I wish Lachlan well in his blossoming cricket career.

To the captain, Ed Cowan, a special thanks. I take my hat off to Ed. A difficult job handled with poise and maturity and, if I might say, a great deal of confidence. How Ed missed selection in the combined Green Shield sides is anyone's guess - a very talented batsman.

A W GREEN SHIELD REPORT -Cont'd

Congratulations to Nick Ryan who was selected in the combined A W Green Shield side - and deservedly so. Congratulations also to Parramatta for winning back to back Premierships - an outstanding feat.

We all learnt a lot throughout the season with Grant Lawler, Jason Fitch, Steven Turner, Andrew Cluff and Robert Fisher all available again next season and with a reduction in numbers in the squad I am sure that the Club will be as successful again next season. All the boys have been part of cricket and Sydney University history being members of the first SUCC A W Green Shield team. I hope they all enjoyed their participation with the Club.

The Club was certainly very pleased with and proud of the boys in the team. They represented the University with commitment and determination but displayed exemplary sportsmanship at all times. They were always well behaved and the University could not have had better ambassadors for the Club.

*Ian Fisher,
Team Manager*

Sydney University Cricket Club A W GREEN SHIELD TEAM - 1997-98



Back Row: STEVEN TURNER, BENJAMIN CHAPMAN, IAN FISHER (Manager), SIMON BURNETT, DANIEL MILGATE
First Row: ALEX SCIASCIA, NICHOLAS FRENCH, NICHOLAS SCHROEDER, LIAM HIBBERT
Seated: ANDREW CLUFF, NICHOLAS RYAN, EDWARD COWAN (Captain), GRANT LAWLER, JASON FITCH
Inset: ROBERT FISHER, MICHAEL GRILIS

SUCC's Inaugural Green Shield Side 1997-98

GREEN SHIELD PLAYER STATISTICS

PARTNERSHIPS

| | | | |
|-------------------------|-----|-------------------------------------|-----------------------|
| 1 st wicket | 61 | S. Burnett (16) & M. Grilis (51) | vs Hawkesbury |
| 2 nd wicket | 114 | A. Sciascia (33) & E. Cowan (81) | vs North Sydney |
| 3 rd wicket | 46 | N. French (6) & E. Cowan (107*) | vs Parramatta |
| 4 th wicket | 61 | R. Fisher (17) & E. Cowan (107*) | vs Parramatta |
| 5 th wicket | 109 | N. French (81*) & A. Sciascia (51) | vs Mosman |
| 6 th wicket | 51 | R. Fisher (47) & B. Chapman (28) | vs Hawkesbury |
| 7 th wicket | 40 | R. Fisher (86) & B. Chapman (24) | vs Northern Districts |
| 8 th wicket | 49 | D. Milgate (35) & N. Schroeder (14) | vs North Sydney |
| 9 th wicket | 31 | N. Schroeder (9) & B. Chapman (30*) | vs Penrith |
| 10 th wicket | 15 | N. Ryan (7) & B. Chapman (19*) | vs Gordon |

BATTING

| | Inns | No | HS | Runs | Ave | 50's | Cts | St | Run Outs |
|--------------|------|----|------|------|------|------|-----|----|----------|
| B. Chapman | 7 | 3 | 30* | 172 | 43.0 | -- | 2 | | 1 |
| E. Cowan | 9 | 1 | 107* | 298 | 37.3 | 3 | 7 | | 1 |
| N. French | 9 | 2 | 81* | 219 | 31.3 | 1 | 6 | | 1 |
| M. Grilis | 9 | -- | 52 | 195 | 21.7 | 2 | 2 | | |
| R. Fisher | 8 | -- | 86 | 167 | 20.9 | 1 | 6 | | 2 |
| A. Sciascia | 7 | -- | 51 | 134 | 19.1 | 1 | 4 | 1 | |
| D. Milgate | 6 | 1 | 35 | 77 | 15.4 | | 1 | | |
| N. Schroeder | 5 | 2 | 14 | 45 | 15.0 | | 6 | 3 | |
| S. Burnett | 4 | 1 | 18 | 40 | 13.3 | | 2 | | 1 |
| A. Cluff | 4 | 1 | 23 | 34 | 11.3 | | 1 | | |
| G. Lawler | 4 | 1 | 9* | 30 | 10.0 | | | | |
| L. Hibbert | 4 | -- | 14 | 35 | 8.8 | | | | |
| J. Fitch | 4 | 1 | 12 | 22 | 7.3 | | | | |
| N. Ryan | 4 | 1 | 7 | 14 | 4.7 | | 5 | | |
| S. Turner | 1 | -- | 4 | 4 | 4.0 | | | | |

BOWLING

| | O | M | R | W | Ave. | Best | Runs/Over |
|------------|-------|----|-----|----|-------|------|-----------|
| A. Cluff | 2 | -- | 9 | 1 | 9.00 | 1/04 | 4.50 |
| N. Ryan | 102 | 35 | 236 | 21 | 11.24 | 5/36 | 2.31 |
| R. Fisher | 18.3 | 4 | 50 | 4 | 12.50 | 2/07 | 2.73 |
| N. French | 100.1 | 31 | 216 | 14 | 15.43 | 3/20 | 2.16 |
| S. Turner | 23 | 4 | 56 | 3 | 18.67 | 2.22 | 2.43 |
| D. Milgate | 43 | 4 | 143 | 7 | 20.43 | 4/19 | 3.33 |
| M. Grilis | 26 | 4 | 49 | 2 | 24.50 | 1/03 | 1.88 |
| S. Burnett | 35 | 4 | 102 | 4 | 25.50 | 1/11 | 2.91 |
| E. Cowan | 69 | 9 | 237 | 9 | 26.33 | 2/22 | 3.43 |
| B. Chapman | 67.2 | 11 | 227 | 6 | 37.83 | 3/31 | 3.38 |
| L. Hibbert | 12 | -- | 51 | 1 | 51.00 | 1/25 | 4.73 |
| G. Lawler | 4.3 | -- | 25 | 0 | -- | | 5.81 |

VETERANS REPORT

Not a great season on the field, 1997/98 will be remembered for mixed fortunes and many close games. In a total of 26 fixtures, the Vets won four, lost twenty one with one game being washed out. We began with a hammering from a Shore School eleven in which a young chap called MacKinlay belted 95. He was aided by another young chap called Foulsham who hit 59 and came back after Christmas with I Zingari for another 28 - the pedigree is there! Beneath the 'vulgar statistics', there were many closely fought finishes and fine performances: Greg Basford's 81 against the IZs at Camden and his 70 against Old Cranbrookians at St Paul's; Cameron Whittaker's 57 in the Camden game and his 50 against Old Aloysians Gold at St Paul's and his brother Scott (The Foetus) Whittaker's 50 against Beavers at St Paul's; James Hay's 71 not out against Old Sydneys at St Ives and 52 against Paddington at Waterloo; Mike Pain's 51 against Scots Old Boys at St Paul's. With the ball, there was: Foxy's 5-13 against AMP at St Paul's; Steve Clarke's 4-22 against Radiophysics at St Paul's Ian Enright's 4-25 against Summer Hill at Centennial Park; Greg Cooney's 4-33 against Radiophysics at St Paul's.

We said goodbye to Paul Hennessy who flew off to Canada, Ashley Heather departed for Hong Kong, and Gerard Fitzsimmons leaves for Canberra as I write. There were, of course, those to whom we would like to say Goodbye and there are those we would like to say hello to more often - Simon Hennessy, Malcolm Heath, all the Nevells, Peter Sherwin and James Hodgson. Debutantes included Wayne Smith-Roberts, a handy all-rounder, big-hitting Steve Fleming, Ian McDonald, Mark Leeman and R. Perry. Ian Smith and Ian Drewe - ex University Grade players - struggled with the ascent to City and Suburban cricket. Ubiquitous, garrulous and looking like an extra from *Braveheart*, Adam Spencer of *Triple J* and *Quantum* sent down four overs against Old Cranbrookians at St Paul's, taking 1-21 before making a cameo two not out. Our English guest from the Lester stable, Kevin Copestake, was a trifle unsure how to react to the treatment of umpires in C&S, but soon learnt. Our youngest debutante was Jim Mackie's grandson, Tim, who batted with his grandfather against Parramatta at Cumberland Hospital. We hope to see more of Tim in future seasons.

The Vets contributed well to SUCC functions throughout the season. We had tables at the Dinner of the Decade in the Refectory, Annual Dinner at the NSW Cricketers' Club and Trivia Night at the Grandstand. David Garnsey, at very short notice, organised a table at the Club function held at the Cricket Ground during the Sydney Test. Late in the season, the Vets came under great pressure from the Club to release for the Dinner of the Decade Auction certain priceless items and relics in our possession. The Veterans' Museums and Archives Committee, quite rightly, resisted this philistinism and all attempts to sell off these heritage items for short-term gain. There can be no doubt as to the identity of the main item sought by the Club. It was, of course, Greg Scahill's jockstrap. This somewhat pendulous garment, now an icon, has in the cricket world, a status somewhat akin to that of the Shroud of Turin. As is the case with many such priceless objects, it was rescued from obscurity in a dark and dank corner. "Full many a gem of purest ray serene, the dark unfathomed caves of ocean bear. Full many a flower is born to blush unseen and waste its sweetness on the desert air." Just as Joshua Slocum, the first man to circumnavigate the globe single-handed, happened upon his sloop the *Spray* rotting in a field, the Secretary desecrated the blessed jock serving as a shower curtain at the St Paul's pavilion. Yet another item in the Veterans' possession was refused release because of the logistics and expense which would have been involved in its transport and display. I refer, of course, to the complete, unedited and unabridged speeches of Alan Crompton.

The Veterans' Annual Dinner was held in the University and Schools Club on Friday, May 22, and our sincerest thanks go to Malcolm Heath for his excellent organisation. The Vets warmly welcomed the stalwart Ted Le Couteur who represented SUCC and brought us up to date on the Club's plans and need for mutual support. Ian Enright remarked that Ted reminded him of St Matthew - in his tax-collecting phase! As always, the awards were made amidst the usual carping dissension, peevish bad grace and frequent calls for order from the Secretary. Cameron Whittaker took out the batting award for his 445 runs at 26.18.

VETERANS REPORT - Cont'd

Where would we have been without Cameron? Greg Cooney, after an uncertain start to the season, finished with 28 wickets at 17.5 and received a well-deserved bowling award. The fielding award went to the nimble Mike Pain, and Senior Doubles (over 10 wickets and 100 runs) were awarded to James Hay and Jason Wenderoth. Jumbo, in his first full season for the Vets performed superbly on many occasions, taking 20 wickets and scoring 216 runs. Jason, who opened the bowling in many games and took 18 wickets, also showed his talent with the bat by scoring 175 runs. Scott Whittaker won "The Catch of the Season" award for an absolute blinder on the boundary of St Paul's.

The more difficult and greatly coveted awards were made in a pandemonium of protest, claim and counter-claim. David Barrow won the Mike Rodger fielding award for dropping four catches in the game against St George at Harold Fraser Oval. In his defence, it should be noted that The Wheel took the most catches of the season (10 and 1 stumping). Greg Cooney, in his presentation speech, reminded us of how the fielding award received its name. Mike Rodger, only outdone in his ineptitude by the legendary Bill Cole, had scored a century in one of his games, but the general opinion of the team on the day was that, given Mike's fielding, the ton was not nearly enough! Thos Hodgson was awarded the tankard for "The Season's Most Irresponsible Act". Ian Enright, in his presentation, castigated Hodgson for his spineless attempts at captaincy in the Paddington game at Waterloo. Batting at five, with the Vets in dire straits, and having bowled Enright for just two overs, he had his middle stump uprooted for as many runs before changing and waving goodbye from the Merc Sports as he left the ground on the lame excuse of having to attend a 21st Birthday Party.

The silvery-tongued Enright then expanded on the merits of different methods of choosing captains. He noted that the English always choose the best Captain in the country, while the Australians choose the best eleven players and then appoint a Captain from the squad. The Indians prefer the player with the most glamorous wife and the Pakistanis, the best gambler! The South Africans appoint the player with the most convictions for grievous bodily harm. New Zealand opts for the player with the biggest attitude, and the Sri Lankans go with the owner of the best bomb shelter. The West Indians have, of course, had longstanding success with the criterion of the largest penis. Jason Wenderoth won the new Kerry O'Keeffe Award for Tact and Diplomacy. The Secretary reminded the gathering of the high standards of tact and diplomacy set by Kerry during his days with the Vets - the Hunters Hill affair and the Erskineville Oval incident when Foxy tried to commiserate with him on dropping a catch. The Secretary related the details of Kerry's considered, eloquent, and diplomatic refusal of a place in the City and Suburban Representative eleven when it was offered at Yaralla by C&S Secretary, Jack Pace. It was felt that Jason, the Henry Kissinger of the crease, the Kofi Annan of C&S cricket, through his impeccable on-field demeanour represented a continuance of these fine standards.

The annual speeches began in an orderly fashion, but soon deteriorated into a bear pit - again over captaincy and the lack of it. In this context, insults flew and something of circus developed at the table's end with the Serpent's forked tongue having the Horse rearing in indignation - even the Elephant sought to insert his trunk before order was restored. Luckily, the Fox was not in attendance. Cooney and his annual Counter-Statistics soon had the calculators flashing with his claim that Mike Pain's and the Secretary's figures are perfect predictors of overall Vets performance - the former positively and the latter negatively.

Our thanks go to Sports Union Secretary Greg Harris, the Sports Union and the University Cricket Club for their support during the season. We thank Wayne Turnbull, Director of Cricket, for all his time and help, and we express gratitude to City and Suburban Secretary Jack Pace and his Management Committee, without whom there would be no cricket. I would like to thank the Convenors, Greg Cooney, David Garnsey, David Fox and Rob Wilson for their support and assistance in organising games. I mention specially David Garnsey who helps in so many ways and who faithfully prepares the award tankards each year. The years have not diminished David's great enthusiasm and love for Veterans' Cricket.

Cyril Latimer

VETERANS PLAYER STATISTICS

BATTING

| | Innings | N.O.s | Runs | HS | Average | Cts/Stps |
|----------------|---------|-------|------|----|---------|----------|
| Hay, J | 8 | 4 | 216 | 71 | 54.00 | 5 |
| Wilson, R | 5 | 4 | 30 | 8 | 30.00 | 2 |
| Whittaker, C | 18 | 1 | 445 | 57 | 26.18 | 8/1 |
| Pain, M | 14 | 1 | 316 | 51 | 24.31 | 10 |
| Basford, G | 3 | 0 | 234 | 81 | 18.00 | 3 |
| Whittaker, S | 10 | 0 | 171 | 50 | 17.10 | |
| Fleming, S | 6 | 2 | 61 | 30 | 15.25 | 1 |
| Somerville, P | 16 | 2 | 203 | 48 | 14.50 | 7 |
| Wenderoth, J | 18 | 5 | 175 | 34 | 13.46 | 4 |
| Barrow, D | 11 | 0 | 112 | 38 | 10.18 | 10/1 |
| Garnsey, D | 10 | 3 | 60 | 24 | 8.57 | 9/4 |
| Meintjes, D | 11 | 2 | 74 | 20 | 8.22 | |
| Gill, C | 10 | 0 | 81 | 33 | 8.10 | 1 |
| Fitzsimmons, G | 9 | 0 | 68 | 22 | 7.56 | 2 |
| Hodgson, T | 12 | 2 | 58 | 11 | 5.80 | 4 |
| Fox, D | 6 | 3 | 15 | 6 | 5.00 | |
| Korff, C | 5 | 1 | 14 | 6 | 3.50 | 2 |
| Greenlees, W | 5 | 1 | 6 | 3 | 1.50 | |

| <i>Also Batted</i> | <i>Innings</i> | <i>N.O.s</i> | <i>Runs</i> | <i>HS</i> | <i>Average</i> | <i>Cts/Stps</i> |
|--------------------|----------------|--------------|-------------|-----------|----------------|-----------------|
| Smith-Roberts, W | 3 | 2 | 23 | 12 | 23.00 | |
| Sherwin, P | 3 | 0 | 59 | 39 | 19.67 | |
| Perry, R | 1 | 0 | 18 | 18 | 18.00 | |
| McDonald, N | 2 | 0 | 32 | 25 | 16.00 | |
| Hay, A | 1 | 0 | 15 | 15 | 15.00 | 2 |
| Hennessy, S | 2 | 0 | 27 | 23 | 13.50 | |
| Mackie, J | 3 | 0 | 39 | 24 | 13.00 | 3/2 |
| Leemen, M | 2 | 0 | 26 | 25 | 13.00 | |
| Bell, A | 1 | 0 | 13 | 13 | 13.00 | |
| Copstake, K | 2 | 0 | 21 | 16 | 10.50 | 1 |
| Cooney, G | 4 | 0 | 21 | 12 | 5.25 | 5 |
| Smith, I | 1 | 0 | 4 | 4 | 4.00 | |
| Latimer, C | 3 | 0 | 11 | 7 | 3.67 | 1 |
| Enright, I | 2 | 0 | 7 | 6 | 3.50 | |
| Clarke, S | 3 | 1 | 5 | 4 | 2.50 | 1 |
| Drewe, I | 1 | 0 | 1 | 1 | 1.00 | |
| Spencer, A | 1 | 1 | 2 | 2 | | |

VETERANS PLAYER STATISTICS - Cont'd

BOWLING

| | Overs | Maidens | Runs | Wickets | Average |
|---------------------|--------------|----------------|-------------|----------------|----------------|
| Clarke, S | 24 | 1 | 96 | 8 | 12.00 |
| Hay, J | 89 | 9 | 282 | 20 | 14.10 |
| Wilson, R | 65 | 7 | 213 | 13 | 16.38 |
| Smith-Roberts, W | 58 | 9 | 168 | 10 | 16.80 |
| Cooney, G | 120 | 14 | 490 | 28 | 17.50 |
| Latimer, C | 36 | 0 | 212 | 11 | 19.27 |
| Fox, D | 71.2 | 4 | 350 | 18 | 19.44 |
| Somerville, P | 29 | 0 | 125 | 6 | 20.83 |
| Korff, C | 41 | 2 | 198 | 8 | 24.75 |
| Fleming, S | 52 | 2 | 231 | 8 | 28.88 |
| Wenderoth, J | 146 | 7 | 648 | 18 | 36.00 |
| <i>Also Bowled:</i> | <i>Overs</i> | <i>Maidens</i> | <i>Runs</i> | <i>Wickets</i> | <i>Average</i> |
| Sherwin, P | 8 | 0 | 24 | 3 | 8.00 |
| Enright, I | 8.2 | 0 | 45 | 5 | 9.00 |
| Hay, A | 6 | 0 | 34 | 3 | 11.33 |
| Greenlees, W | 14 | 1 | 72 | 6 | 12.00 |
| Meintjes, C | 2 | 0 | 15 | 1 | 15.00 |
| Whittaker, C | 15 | 0 | 32 | 2 | 16.00 |
| Copstake, K | 6 | 0 | 17 | 1 | 17.00 |
| Spencer, A | 4 | 0 | 21 | 1 | 21.00 |
| Hennessy, S | 16 | 0 | 79 | 3 | 26.33 |
| Meintjes, D | 10 | 0 | 67 | 2 | 33.50 |
| Motum, J | 10 | 0 | 35 | 1 | 35.00 |
| Leemen, M | 16 | 1 | 99 | 2 | 49.50 |

AUSTRALIAN UNIVERSITIES CRICKET CHAMPIONSHIPS - BRISBANE

The Intersarsity team that arrived in Brisbane expecting competitive cricket, beautiful women and weather that could be described as "beautiful one day, perfect the next". Sadly, none of our expectations was met.

The first day started well when Sydney won the toss and elected to bat on a somewhat deceptive wicket. The University of Canberra used the two piece ball to its advantage early on, dismissing Davison for 6 with a ball that rose sharply from a good length. However, Parry, Cowan and Elbourne consolidated the innings with lusty hitting and good running between the wickets. Some considered Elbourne lucky when he appeared to be stranded half way down the wicket by Canberra's First Grade leg spinner, Sheak, but the (anonymous) square leg umpire ruled Elbourne not out due to the fact that he was "watching his eyes reflect from the bottom of his sunglasses" at the critical moment. When the heavens opened University was well placed at 4 for 145 after 28 overs. No covers were provided, so that the game continued in the nearest pub. Davison used his local knowledge and decided to fly home on the basis that it was going to rain all week.

It was a shame that we did not all take his advice because Brisbane decided to have its wet season in the middle of April, from which point the Championships became a debacle. Due to the weather and poor

organisation we were only able to play two more matches: and not only were they 20 overs a side on "Gabba Grass", but conditions were also so wet that on ball hit by Morison was lost in a puddle on the field.

Despite all the problems, however, the team did win these two games with relative ease. We managed to miss out on the final on run rate by only one run. Monk, Morison and Wood made the most of the conditions to put in good performances with bat and ball. Whilst good quality cricket may not have been played, friends were made, beers drunk and many laughs had by all.

Tom Cowan

SUCC COUNTRY TOUR - JANUARY 1998

Cowra - Young - Cootamundra

Oscar Wilde once said "Anybody could be good in the country, for there are no temptations there to be found." Although somewhat different to the distractions which may have tempted Oscar, the traditional Sydney University CC country tour conducted in the second week of January is rarely about cricket. Over the years the Tour has been a terrific way of creating closer social ties within the Club amongst people of different ages and in different grades. Importantly, it also provides a line of communication to an area of country NSW with a considerable talent base.

On a tour in which Bacchus drowned more men than Neptune, the standard of University's on-field performances was heavily affected by the extraordinary quality of its apres-crick. Game one versus Cowra was probably our best performance on tour. The game was lost when with Cowra's last wicket pair needing a few for a win, a catch went down in the outfield (regrettably the first of many). However, after the game the aquatic prowess of Uni was confirmed, as was the taste for beer of Cowra convenor and umpire Doug Wright.

This year Dougie avoided the stomach-punching game made (in)famous by Duncan Gordon, and broke no bones in his hand, stomach muscles or internal organs. Not so fortunate was Ben Wood who had the finer points of this game illustrated to him by an enthusiastic Richard Kelly. Somewhat later in the evening another Uni tradition was relived as an outbreak of spontaneous nudity occurred in Cowra's main street accompanied by a superfluous bat and ball.

From Cowra we travelled to our second fixture at Young. For some this is the highlight of the tour as the game is played under lights, an experience few have had. In the four quarter format, Uni again disappointed, and although the game ended close (12 runs), dropped catches, poor batting and part-time bowling contributed. Morale was restored after the game when several members of the touring party were 'not out' by sun-rise. Locals expressed disappointment at the absence of long-time tourist Michael Farrow, his bowling being sorely missed.

Cootamundra, the birthplace of Sir Donald Bradman, provided a fitting finale to the Tour. SUCC were comprehensively thrashed on-field (highlights including Nick Ridley's over of everything finishing with a catch to Knight at fine leg, and some shot-making by Kelly), but remained undefeated off it. There were several highlights of the evening stanza. Ben Wood's captain's speech was extraordinarily eloquent, as was the tour party's rendition of the Hurdy-Gurdy song, led by ex-New Zealand league international Mark Elia (Cootamundra's football coach and cricket enthusiast). The Tour was capped off by more spontaneous nudity and Chris Pelly's discovery that country temptation can indeed be found.

Many thanks to those who came on tour and made it such an enjoyable week. We are also indebted to the organisers of the respective fixtures Doug Wright, Peter Rentoule and Pat Kieren, for without the support of these people there would be no Tour.

Oliver Young and Richard Kelly

UK TOUR 1997

Tour results: 6 matches won, 6 lost, five abandoned due to rain without a ball bowled

25 June, Bishops Stortford. SUCC v Hertfordshire: no play due to rain.

26 June, Fenners. SUCC v Cambridge University: no play due to rain.

28 June, Oxford. SUCC v Oxford: no play due to rain.

30 June, Three Bridges. SUCC 140 (B Hill 47, N Ridley 27, C Williams 20) lost to Three Bridges 3 for 142 (M Farrow 2-30, M Salisbury 1-11)

Hill hit four 4s in 70 minutes and added 46 for the second wicket with Ridley. Three Bridges included Sussex professional James Pyemont but their most effective players were SUCC ring-in Mark Wilson (3-11) and ex-SUCC player Dave Butchart (2-27, three catches, and 78).

SUCC 4 for 132 (20 overs) (T Cowan 50, M Salisbury 49, A Pearson 22) beat Three Bridges 104 (L McGowan 3-6 including hat-trick, D MacIntosh 3-19, M Bonnell 2-13)

An impromptu match arranged to give SUCC extra practice. Cowan hit two 6s and four 4s from 35 balls but was upstaged by Salisbury who hit five 6s and two 4s and faced only 18 deliveries. McGowan bowled Pyemont to complete his hat-trick.

1 July, Henfield. SUCC v Sussex Invitation League XI: no play due to rain.

3 July, Kington. SUCC v Kington: no play due to rain.

4 July, Brooklands. SUCC 8 for 151 (45 overs) (R Wiles 59, C Williams 30) lost to Brooklands 3 for 155 (M Wilson 2-48)

Wiles batted for 114 minutes, faced 99 balls, hit 8 fours and added 68 for the first wicket with Williams. Wilson and Bonnell (11-2-19-0) were economical but Lancashire 2nd XI batsman L J Marland hit 101 and went from 81 to 101 in four deliveries: 6464.

7 July, Sheriff Hutton Bridge. SUCC 3 for 298 (45 overs) (B Hill 110, T Cowan 67 not out, D Macintosh 59, M Webber 32 not out) beat York and District League XI 222 (D Macintosh 4-10, M Webber 2-32)

Hill (three 6s, eleven 4s) batted for 109 minutes and faced 93 balls, adding 119 for the second wicket in 69 minutes with Macintosh (eight 4s from 58 balls) and 76 in 41 minutes for the third wicket with Cowan. Cowan (a 6 and four 4s from 59 balls) and Webber (three 4s from 24 balls) added 77 for the fourth wicket in only 29 minutes. New Zealander Matt Macmillan scored 74 for the home team.

8 July, Collingham & Linton. Collingham & Linton 195 (A Pearson 3-34, C Pelly 2-20, R Wiles 2-36) beat SUCC 102 (N Ridley 28, A Pearson 19)

The home side was reinforced by three players with first class experience: M K Bore (Nottinghamshire and Yorkshire); S Digne (Bombay); and H Williams (Leeward Islands). Farrow bowled Williams for 1, and Pearson bowled Digne for 25. The home side was 6 for 115 after excellent bowling by Pearson but recovered to reach 195; while University was 1 for 57 but collapsed to the home spinners.

9 July, Townville. SUCC 8 for 227 (40 overs) (T Cowan 76, L McGowan 42, A Pearson 26 not out, M Webber 20) beat Townville 216 (M Bonnell 3-39, M Webber 1-21)

The home side included Indian first class spinner R Sridhar (Hyderabad). SUCC was 4 for 50, but Cowan (two 6s, ten 4s in 68 minutes) and McGowan (four 4s in 71 minutes) added 127 in 68 minutes (18 overs). Cowan and McGowan took 36 runs from the first two overs bowled by seamer Bresnan. Dropped catches kept Townville in the game but Bonnell was tidy, Pelly held two good catches in the deep and two runs out in the last two overs sealed the result.

UK TOUR REPORT - Cont'd

11 July, Linlithgow. SUCC 171 (M Farrow 64, B Hill 25, L McGowan 21) lost to Scottish League XI 4 for 175 (M Salisbury 3-24, B Hill 1-31)

SUCC was 8 for 110 against high-quality bowling but Farrow (who batted for 70 minutes, faced 81 balls, swung a 6 over midwicket and cut or swept nine 4s) and McGowan (three 4s in 32 minutes) added 61 for the ninth wicket in 32 minutes. Scotland first class representative B G Lockie hit 84 not out in reply despite an excellent spell from Salisbury.

14 July, Barnt Green. SUCC 9 for 213 (55 overs) (B Hill 70, A Pearson 66 not out, R Wiles 24) beat Midlands Club Cricket Conference 199 (B Hill 5-59, M Bonnell 2-44)

MCCC was led by former Worcestershire first class batsman Harshad Patel and Worcestershire off-spinner Neil Slade. Hill (four 4s in 82 minutes) and Pearson (four 4s in 100 minutes) added 83 for the third wicket. Patel (76) led MCCC to 1 for 122 in 33 overs but Hill (19.4-2-59-5), turning the ball sharply, had him caught off the glove by Hartman, and Bonnell (14-0-44-2) bottled up the other end as the last eight wickets fell for 46 runs in 11.4 overs for a memorable victory.

15 July, Teddington. SUCC 173 (R Wiles 62, N Ridley 32, A Pearson 20) lost to Club Cricket Conference 3 for 174 (C Pelly 1-8, R Wiles 1-29, B Hill 1-33)

Wiles (five 4s in two hours) added 73 for the first wicket with Ridley and led SUCC to a sound position at 2 for 120 but when he was run out, eight wickets fell for 53 runs. CCC reached its target in 46.1 overs.

16 July, Worcester Park. SUCC 6 for 230 (50 overs) (L McGowan 58, D MacIntosh 30, L Hartman 29, A Pearson 25 not out, M Wilson 23, N Ridley 21 not out) beat Lloyds Cricket Club 177 (C Williams 2-22, A Pearson 2-26, M Bonnell 2-30, M Webber 2-45, R Wiles 2-46)

McGowan (eight 4s in 76 minutes) added 50 for the first wicket with Williams in 37 minutes. Hartman hit five 4s and Ridley and Pearson took 49 runs from the last eight overs. All five University bowlers used took two wickets.

17 July, the Racecourse Ground. SUCC 214 (M Wilson 53, C Pelly 51, M Webber 31, B Hill 26) beat Alexandra Park 179 (C Williams 2-14, B Hill 2-18, M Salisbury 2-23)

Pelly (a 6 and five 4s in 66 minutes) and Hill added 74 for the second wicket in 46 minutes. Wilson hit three 4s in 122 minutes and added 59 for the sixth wicket with Webber. Former University seamer Alan Chamberlain took 3-35 for AP. Top-scorer for the home side was former University player Richard Kelly (44). Farrow (7-2-15-0) had three catches missed in his first two overs on a seaming pitch, but tight bowling and improved catching earned a comfortable win.

18 July, Shenley Park. MCC 131 (M Bonnell 2-7, B Hill 2-23, M Farrow 2-24, M Salisbury 2-36) beat SUCC 84 (C Williams 27, N Ridley 21)

MCC fielded six players with first class experience and former Zimbabwe captain Andy Flower. When MCC batted, SUCC was handicapped by steady drizzle and a wet ball, but Pearson bowled an opening spell of 5-2-4-0 and dropped Flower off his own bowling, while Farrow - bowling into a gale - removed Mark Crawley (Oxford University and Nottinghamshire) and Alun Lewis (Ireland's most-capped cricketer). Salisbury's first ball - lifting around off stump - was edged by Flower (7) into the safe hands of Williams at slip. Bonnell (6.1-2-7-2) accounted for A R Dunlop (Ireland) and A M James (English Universities and Gloucestershire) and an excellent effort in the field was completed when Wiles held a superb outfield catch from the bowling of Hill (9-2-23-2). University lost early wickets and although Ridley and Williams batted well, James (4-18) cleaned up the tail.

The team played on three first class grounds, including MCC's magnificent Shenley Park, and against twenty players of first class experience.

Max Bonnell

UK TOUR AVERAGES

BATTING

| | Inns | NO | HS | Runs | Ave | Ct |
|-------------|------|----|-----|------|------|------|
| A Pearson | 9 | 4 | 66* | 210 | 42.0 | 3 |
| B Hill | 9 | 1 | 110 | 308 | 38.5 | 4 |
| T Cowan | 7 | 1 | 76 | 217 | 36.2 | - |
| M Farrow | 8 | 5 | 64 | 67 | 22.3 | 1 |
| N Ridley | 9 | 1 | 32 | 173 | 21.7 | 5 |
| R Wiles | 8 | - | 62 | 158 | 19.8 | 5 |
| M Wilson | 7 | 2 | 53 | 98 | 19.6 | 1 |
| L McGowan | 8 | - | 58 | 148 | 18.5 | 3 |
| M Webber | 7 | 1 | 32* | 102 | 17.0 | 2 |
| D MacIntosh | 9 | - | 59 | 146 | 16.2 | 2 |
| C Pelly | 6 | - | 51 | 91 | 15.2 | 3 |
| C Williams | 8 | - | 30 | 119 | 14.9 | 8 |
| M Salisbury | 7 | - | 49 | 92 | 13.1 | 2/1s |
| L Hartman | 9 | 2 | 29 | 59 | 8.6 | 6/6s |
| M Bonnell | 5 | 2 | 10 | 16 | 5.3 | 4 |

BOWLING

| | O | M | R | W | Ave | Best |
|-------------|------------|----|-----|----|------|------|
| D MacIntosh | 6.3 | 0 | 39 | 7 | 5.6 | |
| L McGowan | 13.2 | 1 | 42 | 4 | 10.5 | 3-06 |
| M Bonnell | 71.1 | 7 | 213 | 12 | 17.8 | 3-39 |
| M Salisbury | 46.3 | 5 | 170 | 9 | 18.9 | 3-24 |
| C Williams | 21.1 | 1 | 80 | 4 | 20.0 | 2-14 |
| C Pelly | 23.4 | 4 | 101 | 5 | 20.2 | 2-20 |
| M Webber | 30 | - | 144 | 6 | 24.0 | 2-32 |
| B Hill | 85.2 | 13 | 295 | 12 | 24.6 | 5-59 |
| A Pearson | 58.3 | 8 | 190 | 6 | 31.7 | 3-34 |
| R Wiles | 38 | 3 | 217 | 6 | 36.2 | 2-36 |
| M Wilson | 32 | 1 | 145 | 4 | 36.3 | 2-48 |
| M Farrow | 73 | 13 | 263 | 7 | 37.6 | 2-24 |
| L Hartman | 1.5-0-14-1 | | | | | |
| N Ridley | 2-0-19-1 | | | | | |
| T Cowan | 1-0-15-0 | | | | | |

OBITUARIES

The Club extends its sympathy to the friends and relatives of the following former SUCC players who passed away during the last year or so.

JOHN DAVID HARDING DETTMAN

John Dettman died on 6 March 1998, aged 80. He had first played for the Club in 1938-39 and 1939-40, and then resumed his career at the end of World War II, in 1946-47, continuing to play until the end of the 1949-50 season.

During the first part of his career, John played First Grade as an effective middle order batsman who also bowled useful medium pacers. He was awarded a Blue for cricket in 1939 and also held a Blue for Rifle Shooting. John captained the Club's Interarsity sides during those first two seasons. In his four post-war seasons, John returned to the University to complete his legal studies, and took an active role in Club affairs. He was a member of the General Committee, a selector and served as 3rd Grade captain after dropping down from 1st and 2nd Grade. In that last role, he was a wise tactician, experienced (at that time he was one of the rare University cricketers still playing into their thirties) and a most proficient player. In three seasons in Third Grade he took 59 wickets at 14. In 1948-49 John was outstanding, scoring 358 runs and taking 31 wickets, including a hat-trick against Randwick.

He graduated in 1950 and took up employment with MLC which lasted until his retirement. John continued to play with the SUCC Veterans after stepping down from Grade cricket and was a most popular player. He had been a Vice President of the Club during every season from 1949. The Club's sympathies are extended to John's wife, Jean and to their children.

JFR

J.D.H Dettman - First Grade Career

| <i>Innings</i> | <i>NO</i> | <i>Runs</i> | <i>Ave</i> | <i>Wkts</i> | <i>Runs</i> | <i>Ave</i> |
|----------------|-----------|-------------|------------|-------------|-------------|------------|
| 39 | 1 | 591 | 15.6 | 12 | 399 | 33.3 |

CHARLES JAMES KING died on 25 December 1997, aged 86.

Charles James King played for the Club from 1932 until 1939, taking 169 wickets, including 94 at 24.5 in First Grade. At the time of his death he was the oldest cricket Blue, having been awarded this honour in 1934.

He joined the club in 1932-33 and made an immediate impression, taking 34 wickets at 9.8 in 2nd Grade, bowling his characteristic right-arm inswing deliveries. Promotion to 1st Grade was deserved and his career therein proved productive - he was the Club's most consistent bowler throughout the 1930's. He contributed much to the Club and its welfare. On the other hand, his batting record remained largely minimal. In 42 innings in 1st Grade, he totalled just 123 runs at 4.4. Mr King graduated in Veterinary Science and took up work with the NSW Department of Agriculture.

The Club's sympathy is expressed to Mr King's family: to his wife Maureen and to his sons, John, James, Gerard and Paul.

JFR

OBITUARIES - Cont'd

DR ALAN HUGH DALTON McJANNET

Alan McJannet died on 23 May 1998 aged 74. He was educated at De La Salle College, Ashfield and, later, at St Ignatius College, Riverview from 1936 until 1941.

In 1942, he enrolled in the Faculty of Medicine at the University of Sydney and graduated in 1947. A fine cricketer at school, Alan played two seasons with the Club during the war years, in 1942-43 and 1943-44. He was a vigorous, aggressive fast bowler, despite a slight build. Alan then maintained his interest in the Club for many years although his medical duties precluded his playing Grade cricket again.

Alan was a resident medical officer at Balmain Hospital and then continued studies in England, securing fellowships of the Royal College of Surgeons, England and Edinburgh.

The Club's sympathies are extended to his widow Rayn, to whom Alan was married for 43 years, and to their four children.

JFR



The five SUCC bowlers who have taken 500 or more wickets for the Club; left to right: Michael O'Sullivan, Terry Murphy, Michael Farrow, Chris McRae and James Rodgers photographed at the Annual Presentation Dinner April 1998 at the NSW Cricketers Club.

SYDNEY UNIVERSITY CRICKET CLUB RECORDS

(to end of 1997-98)

1 OFFICE BEARERS

Patron (instituted in 1939)

| | |
|-------------------|-----------|
| A.B.S. White | 1939-1944 |
| R.J.A. Massie | 1944-1946 |
| Dr T. Clouston | 1946-1962 |
| Capt. J.C. Morris | 1962-1975 |
| Sir Hermann Black | 1975-1990 |
| Dr W. J. Mackie | 1990- |

President (from 1877 only)

| | |
|-----------------|-----------|
| M.B.Pell | 1877-1885 |
| R.Teece | 1885-1886 |
| Prof. Liveridge | 1886-1891 |
| H.M. Faithfull | 1891-1909 |
| F.D. Kent | 1909-1920 |

| | |
|---------------|-----------|
| N.M. Gregg | 1920-1921 |
| J.B. Lane | 1921-1926 |
| A.I. Blue | 1926-1927 |
| A.B.S. White | 1927-1928 |
| R.J.A. Massie | 1928-1929 |
| S. G. Webb | 1929-1944 |
| | |
| J.O. Stenmark | 1944-1956 |
| J.C. Morris | 1956-1962 |
| F.F. Munro | 1962-1965 |
| W.J. Mackie | 1965-1973 |
| G.J. Scahill | 1973-1976 |

| | |
|---------------|-----------|
| W.A. South | 1976-1978 |
| A.B. Crompton | 1978- |

Life Members (instituted in 1970)

| | |
|-------------------------------|------|
| S.G. Webb (deceased 1976) | 1971 |
| J.C. Morris (deceased 1976) | 1971 |
| W.J. Mackie | 1974 |
| G.J. Scahill | 1977 |
| F.E. McElhone (deceased 1981) | 1978 |
| A.B. Crompton | 1983 |
| E.B. LeCouteur | 1996 |

| | |
|-----------------|------|
| M.W. O'Sullivan | 1996 |
| D.D. Ridley | 1996 |
| J.F. Rodgers | 1996 |

2 NSWCA & SCA HONOURS

Life Members NSWCA

| | |
|--|------|
| Sir J. Carruthers (President NSWCA 1908-14) | 1927 |
| C. Sinclair | 1927 |
| R. Teece | 1927 |
| T.W. Garrett | 1936 |
| R.B. Minnett | 1936 |
| T.R. McKibbin | 1936 |
| J.M. Taylor | 1936 |
| R.C.M. Boyce | 1943 |
| S.G. Webb | 1944 |
| R.J.A. Massie | 1944 |
| H.V. Evatt | 1951 |
| J.O. Stenmark | 1956 |
| A.B. Crompton (Chairman NSW Board 1988-1997) | 1983 |

Vice Presidents NSWCA

| | |
|--------------------------------------|-----------|
| E. Barton | 1882-1885 |
| J. Coates | 1890-1893 |
| H.M. Faithfull | 1890-1895 |
| R. Teece (Hon. Sec. NSWCA 1868-1870) | 1890-1895 |
| Sir J. Carruthers | 1895-1907 |
| H.V. Evatt | 1935-1955 |
| R.J.A. Massie | 1939-1946 |

Honorary Treasurer NSWCA

| | |
|--------------|-----------|
| R. Teece | 1882 |
| H.M. Stephen | 1904-1907 |

Australian Cricket Board Delegates

| | |
|------------------------------------|-----------|
| C. Sinclair | 1909-1912 |
| S.G. Webb | 1955-1972 |
| A.B. Crompton (Chairman 1992-1995) | 1980-1997 |

Country Committee

| | |
|--------------|-----------|
| R.C.M. Boyce | 1921-1922 |
|--------------|-----------|

Grade Committee (SCA Committee of Management 1986-)

| | |
|--|-----------|
| J.B. Lane | 1913-1914 |
| A.B. Crompton | 1973-1979 |
| M.F. Sewell | 1979-1982 |
| J.F. Rodgers (Deputy Chairman 1989-1993) | 1985-1993 |

HONORARY SECRETARIES SINCE 1885

| | | | | | |
|-----------------|-----------|-----------------|-----------|-----------------|-----------|
| T. Powell | 1885-1886 | A.D. Meyes | 1923-1925 | D.A. deCarvalho | 1952-1953 |
| G.P. Barbour | 1886-1887 | W.G. Wilson | 1925-1926 | P.Hall | 1953-1955 |
| A.Eden | 1887-1888 | H.V. Single | 1926-1927 | C.Pearson | 1955-1956 |
| R.C. Allen | 1888-1890 | C. Cay | 1927-1928 | P. Whiteley | 1956-1957 |
| A.H.Garnsey | 1891-1892 | J.E.P. Hogg | 1928-1929 | J. Peden | 1957-1959 |
| H.H. Terry | 1892-1894 | G.C. Hogg | 1929-1930 | J. Blazey | 1959-1960 |
| J.P. Strickland | 1894-1896 | A.L. Cohen | 1930-1931 | C. Roberts | 1960-1961 |
| W.D. Cargill | 1896-1898 | J. Hellmrich | 1931-1932 | P. Jeffrey | 1961-1963 |
| W.H. Gregson | 1898-1899 | R.A.C. Rogers | 1932-1933 | E. LeCouteur | 1963-1965 |
| W.B. Dight | 1899-1900 | N. Falk | 1933-1934 | P. Cross | 1965-1966 |
| J.W. Woodburn | 1900-1902 | I.B. Fleming | 1934-1935 | P.H. Scanlan | 1966-1968 |
| E.F. Waddy | 1902-1903 | T. Glasheen | 1935-1936 | R. Alexander | 1968-1969 |
| F.C. Rogers | 1903-1904 | J.A. Meillon | 1936-1937 | R. Mesley | 1968-1969 |
| J.S. Harris | 1904-1905 | H.J. Delohery | 1937-1937 | I. Foulsham | 1969-1970 |
| W.F. Matthews | 1905-1907 | J.F. Connelly | 1938-1940 | D. Armati | 1969-1970 |
| G.D. MacIntosh | 1907-1909 | L. Seward | 1940-1941 | A. Crompton | 1970-1973 |
| O.B. Williams | 1909-1910 | H.B. Todhunter | 1940-1942 | A. Falk | 1973-1974 |
| L.C. Terrey | 1910-1911 | E.J. Halliday | 1941-1942 | D. Ridley | 1974-1977 |
| C.J. Tozer | 1911-1914 | G.S. Smith | 1942-1944 | M. Sewell | 1977-1980 |
| C.G. Prescott | 1914-1915 | K. Dan | 1944-1945 | J. Rodgers | 1980-1984 |
| H.V. Evatt | 1915-1916 | D. Howell | 1945-1946 | S.Quartermain | 1984-1985 |
| R. Bardsley | 1916-1917 | J.M. Coppleson | 1945-1946 | P. Glenday | 1985-1988 |
| L.C. Donovan | 1917-1918 | A.R. Cumming | | M. Bonnell | 1988-1989 |
| J. Bogle | 1918-1919 | Thom | 1946-1948 | P. Rodgers | 1989-1991 |
| J. Clemenger | 1919-1920 | B.R. Handley | 1948-1949 | M. Bonnell | 1991-1992 |
| H.M. deBurgh | 1920-1921 | D. Dickins | 1948-1950 | M. Evans | 1992-1994 |
| C.H. Lawes | 1921-1922 | D.A. deCarvalho | 1950-1951 | D.Cheever | 1994-1997 |
| J.H. Mould | 1922-1923 | D.R. Cristofani | 1951-1952 | A.Pearson | 1997-1998 |

FOURTEEN UNIVERSITY PLAYERS WHO HAVE PLAYED TEST CRICKET

| | | Tests | Runs | Ave | Wkts | Ave |
|-----------------|---|---------------------------|------|------|------|------|
| R.C. Allen | (vs England 1887) | 1 | 44 | 22.0 | -- | -- |
| J. Dyson | (vs India 1977-81, vs NZ 1980-81, vs England 1981-83, vs WI 1981-85) | 30 | 1359 | 26.6 | -- | -- |
| | | | | | | |
| T.W. Garrett | (vs England 1876-87) | 19 | 339 | 12.6 | 36 | 26.9 |
| Imran Khan | (for Pakistan 1971-1992) | 88 | 3807 | 37.7 | 362 | 22.8 |
| S.P. Jones | (vs England 1881-1887) | 12 | 432 | 21.6 | 6 | 18.7 |
| T.R. McKibbin | (vs England 1894-1897) | 5 | 88 | 14.7 | 17 | 29.2 |
| R.B. Minnett | (vs England 1911-1912, vs South Africa 1912) | 9 | 391 | 26.1 | 11 | 26.4 |
| | | | | | | |
| O.E. Nothling | (vs England 1928-1929) | 1 | 52 | 26.0 | 0 | -- |
| K.J. O'Keeffe | (vs England 1970-1977, vs WI 1972-1973 vs Pak 1972-1977, vs NZ 1973-1977) | 24 | 644 | 25.8 | 53 | 38.1 |
| | | | | | | |
| L.O.S. Poidevin | (vs England 1901-1902) | 12 th Man Only | | | | |
| R.J. Pope | (vs England 1884) | 1 | 3 | 1.5 | -- | -- |
| D.M. Smith | (England vs WI 1986) | 2 | 80 | 20.0 | -- | -- |
| J.M. Taylor | (vs England 1920-1926, vs SA 1921) | 20 | 997 | 35.6 | 1 | 45.0 |
| | | | | | | |
| E.F. Waddy | (vs England 1907-1908) | 12 th Man Only | | | | |

Note: Several of the players listed above who played first class cricket in Australia also appeared in first class cricket overseas. J.Dyson, J.Bogle, D.R.Cristofani, T.H.Garrett, S.P.Jones, T.R.McKibbin, R.B. Minnett, K.J. O'Keeffe, R.J.Pope, and J.M. Taylor appeared overseas for various Australian touring teams. Imran Khan represented Pakistan, Worcestershire and Sussex; E.S.Gordon appeared for Western Province; S.P.Jones for Auckland; L.O.S.Poidevin for London County and Lancashire; K.J.O'Keeffe for Somerset; and R.J. Pope represented MCC and Scotland.

CLUB TROPHY WINNERS

Captain John Morris Memorial Trophy

| | | | |
|-----------|-------------------|-----------|------------------------------|
| 1975-1976 | D.D. Ridley | 1987-1988 | P.J. Rodgers |
| 1976-1977 | J. Baird | 1988-1989 | J. Banks |
| 1977-1978 | M.F. Sewell | 1989-1990 | E.B. LeCouteur |
| 1978-1979 | J.F. Rodgers | 1990-1991 | J.F. Rodgers |
| 1979-1980 | P. Gannon | 1991-1992 | T. Murphy |
| 1980-1981 | J.F. Rodgers | 1992-1993 | A. Ridley |
| 1981-1982 | M.F. Counsel | 1993-1994 | M. T. Bonnell & M. E. Wilson |
| 1982-1983 | J.F. Rodgers | 1994-1995 | J. Dunlop |
| 1983-1984 | M. O'Sullivan | 1995-1996 | D. Cheever |
| 1984-1985 | S. W. Quartermain | 1996-1997 | J. A. Grimble |
| 1985-1986 | K. Pitty | 1997-1998 | I.E. Fisher |
| 1986-1987 | P.J. Rodgers | | |

Eric McElhone Fielding Trophy (1st grade only, since 1973-1974)

| | | | |
|-----------|---------------|-----------|-------------|
| 1955-1956 | E. Stockdale | 1977-1978 | M. Thompson |
| 1956-1957 | E. Stockdale | 1978-1979 | B. Wilcock |
| 1957-1958 | K. Williamson | 1979-1980 | M. LeLievre |
| 1958-1959 | A. Low | 1980-1981 | I. Wilson |
| 1959-1960 | A. Low | 1981-1982 | C. Tomko |
| 1960-1961 | A. Low | 1982-1983 | A. Shaw |
| 1961-1962 | A. Low | 1983-1984 | C. Tomko |
| 1962-1963 | D. Fox | 1984-1985 | D. Quoye |
| 1963-1964 | G. Cole | 1985-1986 | D. Quoye |
| 1964-1965 | G. Cole | 1986-1987 | C. Tomko |
| 1965-1966 | G. Dawson | 1987-1988 | E. Atkins |
| 1966-1967 | R. Thomas | 1988-1989 | G. Lovell |
| 1967-1968 | R. Mesley | 1989-1990 | G. Lennon |
| 1968-1969 | C. McLeod | 1990-1991 | A. Ridley |
| 1969-1970 | R. Mesley | 1991-1992 | A. Shaw |
| 1970-1971 | P. James | 1992-1993 | R. Bennison |
| 1971-1972 | P. James | 1993-1994 | R. Wiles |
| 1972-1973 | P. Mackay | 1994-1995 | C. Tomko |
| 1973-1974 | A. Crompton | 1995-1996 | T. Watkins |
| 1974-1975 | A. Manzie | 1996-1997 | R. Bennison |
| 1975-1976 | G. Harper | 1997-1998 | A. Elbourne |
| 1976-1977 | M. Thompson | | |

State/Colonial Bank Award; Tower Life Award (Undergraduates only – Most Valuable On and Off-Field contribution)

| | | | |
|-----------|-------------|-----------|----------------------|
| 1989-1990 | S. Gray | 1994-1995 | J. Dunlop & A. Wiles |
| 1990-1991 | D. McCredie | 1995-1996 | A. Sharp |
| 1991-1992 | A. Ridley | 1996-1997 | W. Knight |
| 1992-1993 | G. Everest | 1997-1998 | B. Hill |
| 1993-1994 | R. Wiles | | |

CLUB TROPHY WINNERS - Cont'd

Tom Garrett (Best & Fairest Competition - 1st Place)

| | | | |
|-----------|-------------------|-----------|-------------------------|
| 1974-1975 | I. Wolfe | 1986-1987 | M. Charrett |
| 1975-1976 | J. Goncalves | 1987-1988 | G. Cooper |
| 1976-1977 | B. Collins | 1988-1989 | M. Farrow |
| 1977-1978 | R. Wilkinson | 1989-1990 | J. Ellis |
| 1978-1979 | S. Quartermain | 1990-1992 | G. Lennon |
| 1979-1980 | P. Dillon | 1991-1992 | D. Baffsky |
| 1980-1981 | D. Simpson | 1992-1993 | M. Bland |
| 1981-1982 | T. Murphy | 1993-1994 | J. Saint |
| 1982-1983 | A. Little, J. Hay | 1994-1995 | J. Saint |
| 1983-1984 | J. Grimble | 1995-1996 | B. Wood |
| 1984-1985 | J. May | 1996-1997 | M. E. Wilson & R. Wiles |
| 1985-1986 | D. Quoye | 1997-1998 | B. Wood |

Dr. L'Estrange (Most Valuable Undergraduate Lower Grade Player)

| | | | |
|-----------|----------------|-----------|------------------------------------|
| 1978-1979 | S. Quartermain | 1988-1989 | R. Lange |
| 1979-1980 | A. Shaw | 1989-1990 | T. Clarsen |
| 1980-1981 | S. Dight | 1990-1991 | M. Bland |
| 1981-1982 | P. Healey | 1991-1992 | M. Evans |
| 1982-1983 | P. Somerville | 1992-1993 | A. Rowe |
| 1983-1984 | R. Newton | 1993-1994 | J. Dunlop |
| 1984-1985 | I. Smith | 1994-1995 | C. Williams, W. Knight & N. Ridley |
| 1985-1986 | T. Howard | 1995-1996 | N. Ridley |
| 1986-1987 | M. Charrett | 1996-1997 | A. Pearson |
| 1987-1988 | M. Smith | 1997-1998 | S. Pardy |

Brian Hickey (Poidevin-Gray Player of the Season)

| | | | |
|-----------|-------------------|-----------|--------------|
| 1983-1984 | St. J. Frawley | 1991-1992 | A. Smith |
| 1984-1985 | St. J. Frawley | 1992-1993 | D. MacIntosh |
| 1985-1986 | St. J. Frawley | 1993-1994 | B. Hill |
| 1986-1987 | R. Oldham | 1994-1995 | R. Rajendra |
| 1987-1988 | J. Hennessy | 1995-1996 | A. Durie |
| 1988-1989 | S. Gray | 1996-1997 | A. Pearson |
| 1989-1990 | A. Smith | 1997-1998 | A. Elbourne |
| 1990-1991 | S. Gray, M. Bland | | |

Ray Eastcott Memorial (Leading All Rounder)

| | | | |
|-----------|-----------|-----------|---------------|
| 1991-1992 | T. Murphy | 1995-1996 | B. Wood |
| 1992-1993 | J. Saint | 1996-1997 | P. Stanbridge |
| 1993-1994 | J. Saint | 1997-1998 | T. Mornane |
| 1994-1995 | J. Banks | | |

I.E. Fisher (Most Valuable 1st Grader)

| | | | |
|-----------|------------------|-----------|---------------|
| 1979-1980 | M. O'Sullivan | 1989-1990 | J. Grimble |
| 1980-1981 | D. Grattan-Smith | 1990-1991 | J. Grimble |
| 1981-1982 | D. Ridley | 1991-1992 | A. Ridley |
| 1982-1983 | W. Searles | 1992-1993 | J. Grimble |
| 1983-1984 | J. Grimble | 1993-1994 | J. Saint |
| 1984-1985 | M. Perry | 1994-1995 | J. Saint |
| 1985-1986 | D. Quoye | 1995-1996 | T. Watkins |
| 1986-1987 | D. Grattan-Smith | 1996-1997 | P. Stanbridge |
| 1987-1988 | J. Grimble | 1997-1998 | P. Stanbridge |
| 1988-1989 | J. Grimble | | |

ALL-GRADES' RECORDS

Club Championships: Runners up: 1962-1963, 1963-1964, 1997-98

Club Partnership Records

| | | | | |
|----------------------|------|-----------------------------|------------------------------|-----------|
| 1st wkt | 257 | J. Quoyle & R. Thompson | 5th grade vs Mosman | 1991-1992 |
| 2nd wkt | 232 | H.O Rock & J.M. Taylor | 1st grade vs North Sydney | 1923-1924 |
| 3rd wkt | 291 | J.M. Taylor & J.V. Garner | 1st grade vs Waverley | 1923-1924 |
| 4th wkt | 229 | J.V. Garner & O.E. Nothling | 1st grade vs Manly | 1924-1924 |
| 5th wkt | 307 | R.C.M. Boyce & L.C. Donovan | 1st grade vs Cumberland | 1919-1920 |
| 6th wkt | 187* | A. Wiles & T. Mornane | 4th grade vs Eastern Suburbs | 1997-1998 |
| 7th wkt | 150* | B.W. Collins & R.J. Thomas | 2nd grade vs Gordon | 1976-1977 |
| 8th wkt | 188 | A. Webster & C. Graham | 3rd grade vs Eastern Suburbs | 1996-1997 |
| 9th wkt | 153 | S. Ruff & P.V. James | 2nd grade vs North Sydney | 1968-1969 |
| 10 th wkt | 154 | A.I. Blue & W.D. Cargill | 1st grade vs Cumberland | 1898-1899 |

Highest Interschool Partnerships:

| | | | | |
|---------|-----|----------------------------------|--------------|-----------|
| 1st wkt | 249 | W.A. Shortland & H.C.M. Delohery | vs Melbourne | 1898 |
| 2nd wkt | 208 | W. Knight & C. Williams | vs Melbourne | 1996-1997 |
| 3rd wkt | 294 | C.J. Tozer & F.M. Farrar | vs Melbourne | 1913 |
| 4th wkt | 239 | E.F. Waddy & R.F. Harvey | vs Melbourne | 1905 |
| 9th wkt | 232 | F.E. McElhone & C.V. Single | vs Melbourne | 1910 |

Most runs in a season: J. Bogle 1090 (ave. 83.8) 1st grade 1918-1919

Highest average: L.O.S. Poidevin 103.7 (311 runs) 1st grade 1896-1897

Most wickets in a season: J. Baird 78 (ave. 10.8) (14 in 1st grade, 40 in 2nd grade, 24 in P.G.)

Highest individual score: J.M. Taylor 253 (vs Waverley) 1st grade 1923-1924

Best bowling in an innings: P. Garrett 10-36 (vs Mosman) 2nd grade 1988-1989

Most fielding dismissals in a career: A. Crompton: 384

Most fielding dismissals in a season: A. Crompton 46 (39 cts, 7 st) 1st grade 1973-1974

Most fielding dismissals in an innings: I. Wilson 7 (3cts, 4 stp) 1st grade (vs UNSW) 1980-1981

S. McKay 7 (7cts) 3rd grade (vs Wests) 1986-1987

A. Shaw 7 (4 cts, 3 stp) 2nd grade (vs Parra) 1987-1988

Double Centuries:

| | | | |
|--------------|----------------------|-----------|-----------|
| J.M. Taylor | 253 vs Waverley | 1st grade | 1923-1924 |
| A.D. Forbes | 221 vs Randwick | 3rd grade | 1909-1910 |
| C.J. Tozer | 221 vs Redfern | 2nd grade | 1910-1911 |
| J.V. Garner | 209 vs Manly | 1st grade | 1923-1924 |
| W.H. Gregson | 207 vs Waverley | 1st grade | 1900-1901 |
| P. Hamblin | 205* vs Gordon | 2nd grade | 1986-1987 |
| R. Turner | 201* vs Marrickville | 2nd grade | 1935-1936 |
| A. Low | 201 vs St. George | 2nd grade | 1958-1959 |
| A.W. Ross | 201 vs Manly | 1st grade | 1926-1927 |

ALL-GRADES RECORDS - Cont'd

Most Wickets in an Innings:

| | | | |
|---------------|----------------------|-----------|-----------|
| P. Garrett | 10-36 vs Mosman | 2nd grade | 1988-1989 |
| C. Alderdice | 10-63 vs St. George | 2nd grade | 1939-1940 |
| O.E. Nothling | 9-15 vs Marrickville | 1st grade | 1925-1926 |
| A. Baigent | 9-17 vs Gordon | 5th grade | 1980-1981 |
| R. Hudson | 9-25 vs Glebe | 2nd grade | 1943-1944 |
| M. O'Sullivan | 9-25 vs Randwick | 2nd grade | 1971-1972 |
| R. Wilkinson | 9-37 vs Gordon | 5th grade | 1977-1978 |
| S. Ruff | 9-38 vs Randwick | 3rd grade | 1968-1969 |
| S. Grant | 9-41 vs Uni of NSW | 2nd grade | 1974-1975 |
| D. Carney | 9-44 vs Manly | 3rd grade | 1951-1952 |
| D. Hanlin | 9-51 vs Petersham | 1st grade | 1947-1948 |
| R. Harrison | 9-52 vs Randwick | 4th grade | 1984-1985 |
| D. McDonald | 9-55 vs D. Rowers | 7th grade | 1975-1976 |
| R. Howlett | 9-56 vs Cumberland | 5th grade | 1977-1978 |
| H.C. Delohery | 9-64 vs North Sydney | 1st grade | 1898-1899 |
| H. Smith | 9-73 vs Petersham | 3rd grade | 1995-1996 |
| S.G. Webb | 9-78 vs Waverley | 2nd grade | 1922-1923 |

Most Wickets in a Match:

| | | | |
|----------------|-----------------------|-----------|-----------|
| C.I.M. McRae | 14-45 vs Petersham | 3rd grade | 1973-1974 |
| W.F. Matthews | 14-75 vs Randwick | 2nd grade | 1907-1908 |
| R. Howlett | 14-84 vs Gordon | 5th grade | 1977-1978 |
| J. Farrar | 14-106 vs Mosman | 2nd grade | 1912-1913 |
| P. Dillon | 13-54 vs Balmain | 4th grade | 1979-1980 |
| S.G. Webb | 13-70 vs Glebe | 2nd grade | 1922-1923 |
| R.J.A. Massie | 13-80 vs Sydney | 1st grade | 1913-1914 |
| N.W. Broughton | 13-95 vs Paddington | 2nd grade | 1913-1914 |
| R.J.A. Massie | 13-96 vs North Sydney | 1st grade | 1913-1914 |
| T.W. Garrett | 13-? vs Canterbury | 1st grade | 1893-1894 |
| R. Harrison | 13-103 vs Randwick | 4th grade | 1984-1985 |

Century on Debut in Grade Cricket:

| | | | |
|-------------|------------------|-----------|-----------|
| J.M. Taylor | 141* vs Randwick | 1st grade | 1922-1923 |
| B. Hill | 118 vs Balmain | 2nd grade | 1991-1992 |
| D. Townsend | 101 vs Balmain | 2nd grade | 1991-1992 |
| D. Baffsky | 124* vs Balmain | 3rd grade | 1991-1992 |

Longest gap between appearances in Grade Cricket:

| | | |
|--------------|----------|--------------|
| A.B.S. White | 40 years | 1901 to 1941 |
| H. Anderson | 25 years | 1966 to 1991 |
| G.J. Scahill | 25 years | 1948 to 1973 |

Longest Careers:

| | Years | Seasons |
|---------------|-----------|--------------------------------|
| M. O'Sullivan | 1968-1995 | 26 (did not play 1992-93) |
| J. Rodgers | 1972-1998 | 26 |
| A. Crompton | 1961-1983 | 22 |
| P. Logan | 1978-1998 | 19 (did not play 1980-81) |
| C. McRae | 1971-1989 | 18 |
| M. Wilson | 1975-1998 | 18 (did not play 1980 to 1984) |
| T. Jenkins | 1974-1990 | 16 |
| T. Murphy | 1978-1995 | 16 (did not play 1993-94) |

FIRST GRADE RECORDS

Premiers: 1898-1899 [2nd grade competition - A.B.S. White (Capt)];
1901-1902 [2nd grade competition - H.M. Stephen (Capt)];
1909-1910 (J.B. Lane); 1911-1912 (J.B. Lane); 1913-1914 (C.J. Tozer)

Runners Up: 1912-1913 (J.B. Lane); 1923-1924 (J.M. Taylor);
1924-1925 (J.M. Taylor); 1929-1930 (J.E.P. Hogg)

Semi Finalists:
Grade Comptn: 1956-1957 (K. Sheffield)
Limited Overs Comp.: 1997-1998 (B. Hill)

Encouragement Award: 1971-1972 (I.E. Fisher)

| | | | | |
|----------------------------------|---------------|-------|------------|-----------|
| Most runs in a season: | J. Bogle | 1090 | (ave 83.8) | 1918-1919 |
| Highest average: | L.S. Poidevin | 103.7 | (311 runs) | 1896-1897 |
| Most wickets in a season: | R.J.A. Massie | 69 | (ave 10.4) | 1913-1914 |
| Best average: | R.J.A. Massie | 10.4 | (69 wkts) | 1913-1914 |

| | | | | |
|------------------------------------|---------------|-------|-------------------|-----------|
| Highest Individual Score: | J.M. Taylor | 253 | (vs Waverley) | 1923-1924 |
| Best bowling in an innings: | O.E. Nothling | 9-15 | (vs Marrickville) | 1925-1926 |
| Best bowling in a match: | R.J.A. Massie | 13-80 | (vs Sydney) | 1913-1914 |

| | | | | |
|-----------------------------------|-------------|----------|------------|-----------|
| Best all round perform'ce: | J.V. Garner | 766 runs | (ave 54.7) | |
| | | 41 wkts | (ave 19.8) | 1923-1924 |

Wicketkeeping -

| | | | | |
|---------------------------------------|---------------|-----|------------------------|-----------|
| Most dismissals/season: | A.B. Crompton | 46 | (39ct, 7 stps) | 1973-1974 |
| | J. Madgwick | 36 | (21 cts, 15 stps) | 1965-1966 |
| Most dismissals in a career: | A.B. Crompton | 312 | | 1961-1983 |
| Most dismissals in an innings: | I. Wilson | 7 | (3 cts, 4 stps) vs NSW | 1980-1981 |

Highest Partnerships

| | | | | |
|----------|-----|-----------------------------|----------------------|-----------|
| 1st wkt | 212 | E.V. Waddy & F.C. Rogers | vs Cumberland | 1904-1905 |
| 2nd wkt | 232 | H.O. Rock & J.M. Taylor | vs North Sydney | 1923-1924 |
| 3rd wkt | 291 | J.M. Taylor & J.V. Garner | vs Waverley | 1923-1924 |
| 4th wkt | 229 | J.V. Garner & O.E. Nothling | vs Manly | 1923-1924 |
| 5th wkt | 307 | R.C.M. Boyce & L.C. Donovan | vs Cumberland | 1919-1920 |
| 6th wkt | 144 | J.M. Taylor & R. Stanley | vs Glebe | 1924-1925 |
| 7th wkt | 140 | R.B. Minnett & C.J. Tozer | vs Paddington | 1910-1911 |
| 8th wkt | 179 | H.H. Massie & A.D. Watson | vs Petersham | 1909-1910 |
| 9th wkt | 97 | P. Molloy & J. Newman | vs Northern District | 1946-1947 |
| 10th wkt | 154 | A.I. Blue & W.D. Cargill | vs Cumberland | 1898-1899 |

Three Successive Centuries:

| | | |
|--------------|-----------|---|
| H.M. Stephen | 1899-1900 | 149 (vs Redfern), 135 (vs Waverley), 123 (vs North Sydney) |
| J.M. Taylor | 1923-1924 | 104 (vs Western Suburbs), 253 (vs Waverley), 110 (vs Petersham) |

Century on Debut in 1st Grade:

| | | |
|-------------|-----------|--------------------------|
| J.M. Taylor | 1922-1923 | 141 n.o. (vs Randwick) |
| G.C. Hogg | 1926-1927 | 125 n.o. (vs Cumberland) |

Century Opening Partnership in Each Innings:

| | | |
|-------------------------|-----------|-------------------------------|
| R. Bardsley & E.F. Rofe | 1915-1916 | 102 & 100 (vs Middle Harbour) |
|-------------------------|-----------|-------------------------------|

FIRST GRADE RECORDS - Cont'd

500 Runs in a Season

| | | | | | |
|------|-----------------|------------|-----|------------------|------------|
| 1090 | J. Bogle | 1918-1919 | 555 | A.W. Ross | 1926-1927 |
| 961 | J.M. Taylor | 1923-1924 | 552 | E.C. Heden | 1901-1902* |
| 851 | I.E. Fisher | 1970-1971 | 550 | D. Scott-Orr | 1956-1957 |
| 842 | C.J. Tozer | 1913-1914 | 550 | A. Ridley | 1992-1993 |
| 800 | J. Hellmrich | 1930-1931 | 548 | E.P. Barbour | 1913-1914 |
| 778 | E.P. Barbour | 1912-1913 | 548 | J.E.P. Hogg | 1927-1928 |
| 766 | J.V. Garner | 1923-1924 | 547 | R. Bardsley | 1915-1916 |
| 713 | I.E. Fisher | 1971-1972 | 547 | H.O. Rock | 1923-1924 |
| 713 | H.O. Rock | 1922-1923 | 544 | A. Ridley | 1991-1992 |
| 694 | W.H. Gregson | 1900-1901* | 539 | I.E. Fisher | 1975-1976 |
| 673 | J.E.P. Hogg | 1929-1930 | 537 | I.E. Fisher | 1974-1975 |
| 665 | W.A. South | 1941-1942 | 533 | E.P. Barbour | 1910-1911 |
| 662 | M. Perry | 1984-1985 | 533 | H.O. Rock | 1920-1921 |
| 656 | H.O. Rock | 1924-1925 | 528 | O.E. Nothling | 1923-1924 |
| 651 | J. Saint | 1993-1994 | 529 | W.A. South | 1938-1939 |
| 643 | E.P. Barbour | 1911-1912 | 527 | R. Shand | 1966-1967 |
| 638 | J.E.P. Hogg | 1926-1927 | 527 | T.W. Garrett | 1894-1895 |
| 631 | A. Alderson | 1951-1952 | 523 | F. Leventhal | 1941-1942 |
| 625 | A. Alderson | 1952-1953 | 519 | J. Dyson | 1983-1984 |
| 624 | R.C.M. Boyce | 1919-1920 | 516 | A. Crompton | 1968-1969 |
| 620 | T.W. Garrett | 1888-1889 | 514 | J.M. Taylor | 1922-1923 |
| 617 | A.B.S. White | 1898-1899* | 514 | A. Alderson | 1961-1962 |
| 610 | P.J. Stanbridge | 1997-1998 | 514 | P. Hamblin | 1990-1992 |
| 613 | H.O. Rock | 1921-1922 | 513 | D. Grattan-Smith | 1986-1987 |
| 606 | J. Erby | 1964-1965 | 511 | H.H. Massie | 1909-1910 |
| 604 | R. Bardsley | 1920-1921 | 511 | D. Grattan-Smith | 1980-1981 |
| 599 | T. Parsonage | 1930-1931 | 510 | J. Cope | 1958-1959 |
| 596 | B. Dwyer | 1946-1947 | 508 | H.M. Stephen | 1899-1900 |
| 577 | N.G. Falk | 1934-1935 | 506 | J.E.P. Hogg | 1925-1926 |
| 570 | H.O. Rock | 1919-1920 | 505 | D. Grattan-Smith | 1984-1985 |
| 564 | C.J. Tozer | 1910-1911 | 504 | J.M. Taylor | 1924-1925 |
| 564 | M. Perry | 1982-1983 | 503 | L.C. Best | 1915-1916 |
| 556 | E.F. Waddy | 1904-1905 | 502 | E. Rofe | 1923-1924 |
| 555 | E.P. Barbour | 1914-1915 | 501 | D.D. Ridley | 1981-1982 |

* University 1st Grade playing in 2nd Grade competition

50 Wickets in a Season

| | | | | | |
|----|---------------|------------|----|-----------------|------------|
| 69 | R.J.A. Massie | 1913-1914 | 56 | P.J. McSharry | 1901-1902* |
| 65 | P.V. James | 1973-1974 | 56 | W.J. Stack | 1912-1913 |
| 64 | S. Smith | 1945-1946 | 56 | W. Searles | 1982-1983 |
| 61 | A.O. Blue | 1900-1901* | 52 | J.A. Grimble | 1992-1993 |
| 61 | E. Trennery | 1919-1920 | 51 | P.V. James | 1971-1972 |
| 60 | S. Smith | 1943-1944 | 50 | W.J. Stack | 1911-1912 |
| 59 | S. Smith | 1942-1943 | 50 | P.V. James | 1969-1970 |
| 59 | J.A. Grimble | 1983-1984 | 50 | M.W. O'Sullivan | 1977-1978 |

* University 1st Grade playing in 2nd Grade competition

Highest Team Totals:

| | | | |
|----------|------------|----------------|-----------|
| For: | 512 | (vs Gordon) | 1914-1915 |
| Against: | 3 decl 585 | (vs Petersham) | 1915-1916 |
| | 7-571 | (vs Gordon) | 1941-1942 |

Lowest Team Totals:

| | | | | | | |
|----------|----|----------------------|-----------|----|----------------|-----------|
| For: | 44 | (vs Balmain) | 1946-1947 | 33 | (vs St George) | 1898-1899 |
| | 37 | (vs Western Suburbs) | 1942-1943 | 37 | (vs Gordon) | 1973-1974 |
| Against: | 22 | (vs Cumberland) | 1912-1913 | | | |

FIRST GRADE RECORDS - Cont'd

Most Centuries in 1st Grade:

11 E.P. Barbour 181 (vs Gordon 1914-1915); 153 (vs Sydney 1910-1911); 143 (vs Redfern 1912-1913); 152 (vs Gordon) 1913-1914; 135* (vs Burwood 1912-1913); 135 (vs Glebe 1913-1914); 123* (vs Petersham 1910-1911); 120 (vs Sydney 1912-1913); 117 (vs Redfern 1911-1912); 109 (vs Glebe 1911-1912); 103 (vs North Sydney 1914-1915).

Note: In successive innings in 1913 Eric Barbour scored 120, 31*, 135*, 143, 87,99.

9 H.O. Rock 161 (vs Glebe 1922-1923); 154 (vs Randwick 1924-1925); 150 (vs North Sydney 1923-1924); 144 (vs Petersham 1924-1925); 133 (vs Balmain 1925-1926); 132 (vs Western Suburbs 1924-1924); 126 (vs North Sydney 1919-1920); 117 (vs Marrickville 1921-1922); 117 (vs North Sydney 1920-1921).

9 I.E. Fisher 136 (vs Sutherland 1976-1977); 120 (vs St. George 1972-1973); 119* (vs Randwick 1973-1974); 109 (vs Sydney 1971-1972); 107 (vs Cumberland 1970-1971); 100* (vs Northern District 1974-1975); 100 (vs Petersham 1970-1971); 100 (vs Cumberland 1969-1970); 100 (vs North Sydney 1970-1971).

9 J.M. Taylor 253 (vs Waverley 1923-1924); 141* (vs Randwick 1922-1923); 123 (vs Northern District 1925-1926); 118 (vs North Sydney 1923-1924); 115 (vs Glebe 1924-1925); 110 (vs Petersham 1923-1924); 104 (vs Western Suburbs 1923-1924).

FIRST GRADE CAREER RECORDS

Batsmen (min 2500 runs)

| | Years Played | Inns | N.O. | H.S. | Runs | Ave |
|------------------|--------------|------|------|------|------|------|
| I. Fisher | 1969-1978 | 155 | 19 | 136 | 4406 | 32.4 |
| A. Crompton | 1961-1980 | 238 | 30 | 109 | 4064 | 19.5 |
| H. Rock | 1919-1926 | 95 | 7 | 161 | 3899 | 44.3 |
| C. Tomko | 1980-1995 | 163 | 16 | *103 | 3224 | 21.9 |
| E. Barbour | 1909-1915 | 59 | 7 | 181 | 3086 | 59.3 |
| A. Alderson | 1951-1966 | 96 | 28 | 139 | 2991 | 44.0 |
| J. Hellmrich | 1930-1937 | 110 | 11 | 124 | 2974 | 30.0 |
| K. Sheffield | 1949-1961 | 146 | 22 | *121 | 2919 | 23.5 |
| J. Grimble | 1982-1994 | 170 | 14 | 93 | 2897 | 18.6 |
| J. Hogg | 1924-1930 | 77 | 7 | 150 | 2894 | 41.3 |
| D. Grattan-Smith | 1980-1987 | 104 | 5 | 89 | 2893 | 29.2 |
| R. Bardsley | 1914-1922 | 85 | 10 | 112 | 2677 | 35.7 |
| A. Shaw | 1981-1992 | 125 | 14 | 127 | 2677 | 24.1 |
| M. Perry | 1975-1986 | 108 | 22 | *116 | 2627 | 30.5 |
| L. Best | 1914-1921 | 107 | 13 | *169 | 2593 | 27.6 |
| W. South | 1937-1943 | 115 | 13 | 106 | 2561 | 25.1 |
| G. Hogg | 1926-1933 | 85 | 7 | 145 | 2539 | 32.6 |

Bowlers (min 150 wickets)

| | Years Played | Wkts | Runs | Ave |
|---------------|--------------|------|-------|------|
| M. O'Sullivan | 1969-1994 | 622 | 13105 | 21.1 |
| J. Grimble | 1982-1994 | 367 | 8352 | 22.8 |
| P. James | 1968-1977 | 293 | 6555 | 22.4 |
| W. Stack | 1905-1915 | 269 | 5103 | 19.0 |
| S. Smith | 1941-1946 | 241 | 4386 | 18.2 |
| M. Pawley | 1962-1969 | 231 | 4358 | 18.9 |
| G. Pike | 1971-1980 | 229 | 4352 | 19.0 |
| R. Minnett | 1906-1915 | 211 | 3687 | 17.5 |
| D. Hanlin | 1946-1952 | 197 | 3176 | 16.1 |
| J. Garner | 1920-1926 | 186 | 3567 | 19.2 |
| C. Elder | 1975-1989 | 181 | 4618 | 25.5 |

SECOND GRADE RECORDS

Premiers: 1911-1912 (R.C. Boyce - Capt); 1962-1963 (I. McCristal); 1963-1964 (J. Everett); 1964-1965 (J. Everett); 1979-1980 (D. Ridley).

Minor Premiers: 1962-1963 (I. McCristal); 1963-1964 (J. Everett).

Runners Up: 1907-1908 (W.F. Matthews); 1909-1910; 1977-1978 (D. Ridley).

Semi Finalists: 1960-1961 (I. McCristal); 1961-1962 (I. McCristal); 1971-1972 (D. Scanlan).

Most runs in a season: R.H. Storey 679 (ave 45.3) 1968-1969
Highest average: O.E. Nothling 133.3 1921-1922
Most wickets in a season: I. Wolfe 69 (ave 14.0) 1974-1975
Best average: O.E. Nothling 6.3 (25 wkts) 1920-1921
Highest Individual Score: C.J. Tozer 211 (vs Redfern) 1910-1911
Best bowling in an innings: P. Garrett 10-36 (vs Mosman) 1988-1989
 C. Alderdice 10-63 (vs St. George) 1939-1940
Best all round perform'ce J.H. Everett {650 runs (ave 38.2)
 { 42 wkts (ave 13.8) 1965-1966

Wicket keeping:
Most dismissals in a season: A. Shaw 38 (26 cts, 12 stps) 1987-1988

Most dismissals in an innings: A. Shaw 7 (4 cts, 3 stps) (vs Parramatta) 1987-1988

Highest Partnerships

| | | | | |
|----------|------|--------------------------------|-----------------|-----------|
| 1st wkt | 210 | M. Ives & A. Low | vs Balmain | 1959-1960 |
| 2nd wkt | 230 | S. Gray & D. Butchart | vs Petersham | 1995-1996 |
| 3rd wkt | 155 | P. Gray & A. Elbournermer | vs Petersham | 1994-1995 |
| 4th wkt | 208 | A. Shaw & G. Cooper | vs Waverley | 1987-1988 |
| 5th wkt | 243 | G. B. Lovell & D. A. Macintosh | vs North Sydney | 1995-1996 |
| 6th wkt | 139 | A.B. Crompton & I. McCristal | vs Mosman | 1962-1963 |
| 7th wkt | *150 | B.W. Collins & R.J. Thomas | vs Gordon | 1976-1977 |
| 8th wkt | 114 | P. Beale & C. McRae | vs Randwick | 1978-1979 |
| 9th wkt | 153 | S. Ruff & P.V. James | vs North Sydney | 1968-1969 |
| 10th wkt | *90 | A. Low & R. Mulready | vs North Sydney | 1962-1963 |

500 runs in a season

| | | | | | |
|-----|--------------|-----------|-----|-----------------------------|-----------|
| 679 | R.H. Storey | 1968-1969 | 512 | I.W. Foulsham | 1973-1974 |
| 672 | R.C.M. Boyce | 1912-1913 | 503 | R. Turner | 1935-1936 |
| 664 | R. Shand | 1963-1964 | 502 | E. Le Couteur | 1969-1970 |
| 650 | J. Everett | 1965-1966 | | | |
| 630 | R.C.M. Boyce | 1909-1911 | | | |
| 579 | A. Elbourne | 1994-1995 | | 50 Wickets in season | |
| 575 | G. Lennon | 1990-1991 | | 69 I. Wolfe | 1974-1975 |
| 554 | J.H. Everett | 1963-1964 | | 52 S. Glenday | 1979-1980 |
| 525 | G. Cooper | 1984-1985 | | 51 N.W. Broughton | 1911-1912 |

Most Centuries in 2nd Grade:

5 R.C.M. Boyce 145* (1912-1913); 124 (1912-1913); 106 (1910-1911); 102 (1910-1911)
 4 J. Everett 147* (1963-1964); 102 (1960-1961); 101* (1954-1955); 100 (1964-1965)
 4 B.W. Collins 113 (1973-1974); 104 (1968-1969); 103 (1972-1973); 101* (1976-1977)
 3 A. Low 201* (1958-1959); 184 (1963-1964); 104 (1959-1960)
 3 D. Townsend 156 (1991-1992); 124* (1991-1992); 100 (1991-1992) — the only instance of 3 centuries in the same season.

THIRD GRADE RECORDS

Premiers: 1980-1981 (P. Gray - Capt); 1994-1995 (J. Dunlop); 1997-98 (T. Lester)

Minor Premiers: 1975-1976 (R. Thomas); 1982-1983 (J. Rodgers); 1994-1995 (J. Dunlop).

Runners Up: 1951-1952, 1974-1975 (R. Thomas); 1983-1983 (J. Rodgers); 1995-1996 (C. Tomko).

Semi Finalists: 1962-1963 (R. Richards); 1963-1964 (R. Richards); 1975-1976 (R. Thomas); 1989-1990 (M. Farrow); 1993-1994 (A. Shaw).

Encouragement Award: 1973-1974 (R. Thomas)

| | | | | |
|--|-------------|-----------|------------------|-----------|
| Most runs in a season: | N. Ridley | 634 | (ave 39.6) | 1995-1996 |
| Highest average: | M. Tonkin | 68.0 | (272 runs) | 1968-1969 |
| Most wickets in a season: | M. Farrow | 57 | (ave 13.2) | 1995-1996 |
| Best average: | G. Pike | 7.3 | (17 wkts) | 1969-1970 |
| Highest Individual Score: | A.D. Forbes | 211 | (vs Randwick) | 1909-1910 |
| Best bowling in an innings: | S. Ruff | 9-38 | (vs Randwick) | 1968-1969 |
| Best bowling in a match: | C. McRae | 14-45 | (vs Petersham) | 1973-1974 |
| Best all round performance: | R. Oldham | 256 runs | (ave 53.0) | |
| | | 16 wkts | (ave 18.6) | 1986-1987 |
| Most dismissals in a season (wkt kpg): | T. Driscoll | 35 | (25cts, 10 stps) | 1980-1981 |
| Most dismissals in an innings (wicket keeping): | S. McKay | 7 (7 cts) | (vs Westn Subs) | 1986-1987 |
| Most runs in a career: | R. Thomas | 2,031 | (ave 30.7) | 1966-1977 |
| Most wickets in a career: | M. Farrow | 260 | (ave 17.4) | 1986-1998 |

Highest Partnerships (details available since 1960-1961 only)

| | | | | |
|----------|-----|---------------------------|-------------------------|-----------|
| 1st wkt | 183 | T. Lester & S. Pardy | Vs Western Suburbs | 1997-1998 |
| 2nd wkt | 203 | D. Collins & J. Hennessy | Vs Penrith | 1987-1988 |
| 3rd wkt | 169 | C. Williams & D. Butchart | Vs Manly | 1994-1995 |
| 4th wkt | 151 | F. Wagner & D. Clarke | Vs Glebe | 1961-1962 |
| 5th wkt | 191 | A. Frost & T. Driscoll | Vs Macquarie University | 1980-1981 |
| 6th wkt | 185 | D. Baffsky & R. McEvilly | Vs Balmain | 1991-1992 |
| 7th wkt | 146 | D. Kearney & S. Hennessy | Vs UNSW | 1986-1987 |
| 8th wkt | 188 | A. Webster & C. Graham | Vs Eastern Suburbs | 1996-1997 |
| 9th wkt | 90 | D. Fox & M. O'Sullivan | Vs Sydney | 1969-1970 |
| 10th wkt | 74 | A. Little & J. Rodgers | Vs Gordon | 1982-1983 |

| | |
|-----------------------------|-------------------------------|
| 500 runs in a season | 50 wickets in a season |
| 634 N. Ridley 1995-1996 | 57 M. Farrow 1995-1996 |
| 609 O. Young 1997-1998 | 54 R. Cotton 1966-1967 |
| 576 C. Williams 1994-1995 | 52 S. Dight 1980-1981 |
| 555 W. Knight 1994-1995 | 50 C. McRae 1973-1974 |
| 528 V. Golden 1939-1940 | |
| 512 T. Lester 1997-1998 | |

Most Centuries in 3rd Grade:

| | | |
|---|---------------|---|
| 3 | K.W. Asprey | 117 (1923-1924); 116 (1923-1924); 131 (1924-1925). |
| 3 | D. Goonesena | 116 (1984-1985); 121 (1987-1988); 116 (1988-1989). |
| 3 | M. Evans | 120 (1991-1992); 107 (1992-1993); 109* (1993-1994). |
| 2 | A.D. Watson | 169 (1908-1909); 103 (1908-1909). |
| 2 | N. Corkhill | 137* (1956-1957); 109 (1957-1958). |
| 2 | A. McMahon | 155* (1964-1965); 100* (1962-1962). |
| 2 | I.W. Foulsham | 117 (1965-1966); 101 (1966-1967). |
| 2 | D. Quoye | 118 (1982-1983); 100 (1982-1983). |
| 2 | D. Kearney | 104 (1985-1986); 102* (1986-1987). |
| 2 | R. Oldham | 121 (1986-1987); 109 (1986-1987) (scored in successive matches) |
| 2 | D. Collins | 122 (1986-1987); 106* (1987-1988). |

FOURTH GRADE RECORDS

Premiers: 1976-1977 (B. Druery - Capt); 1980-1981 (P. Somerville); 1994-1995 (M. Bonnell).

Minor Premiers: 1980-1981 (P. Gannon); 1988-1989 (P. Somerville).

Semi Finalists: 1963-1964 (F. Hampshire); 1971-1972 (A. Punch); 1974-1975 (B. Druery); 1977-1978 (P. Gannon); 1979-1980 (P. Gannon); 1986-1987 (J. Rodgers).

| | | | | |
|--|-------------|----------|--------------------|-----------|
| Most runs in a season: | N. Ridley | 642 | (ave 40.1) | 1994-1995 |
| Highest average: | R. Scamps | 119.0 | (238 runs) | 1965-1966 |
| Most wickets in a season: | A. Jakes | 76 | (ave 9.8) | 1969-1970 |
| Best average: | A. Smythe | 3.6 | (16 wkts) | 1950-1951 |
| Highest Individual Score: | P. Hamblin | 163 n.o. | (vs Macquarie Uni) | 1982-1983 |
| Best bowling in an innings: | R. Harrison | 9-52 | (vs Randwick) | 1984-1985 |
| Best bowling in a match: | P. Dillon | 13-54 | (vs Balmain) | 1979-1980 |
| Best all round performance in a season: | T. Mornane | 358 runs | (ave 39.8) | |
| | | 24 wkts | (ave 23.8) | 1992-1993 |
| | T. Murphy | 216 runs | (ave 24.0) | |
| | | 35 wkts | (ave 15.9) | 1979-1980 |
| Most dismissals in a season (wicket keeping): | A. Wallis | 29 | (24 cts, 5 stps) | 1980-1981 |
| Most runs in a career: | K. Pitty | 1,749 | (ave 29.6) | 1982-1996 |
| Most wickets in a career: | A. Jakes | 199 | (ave 9.7) | 1965-1972 |

| | | | | |
|----------|------|-----------------------------|----------------------|-----------|
| 1st wkt | 179 | K. Pitty & G. Erby | Vs Northern District | 1990-1991 |
| 2nd wkt | 191 | R. Mangan & I. Tabrett | Vs Mosman | 1972-1973 |
| | 191 | P. Mackay & P. Logan | Vs Waverley | 1982-1983 |
| 3rd wkt | *136 | P. Hamblin & D. Goonesena | Vs Macquarie Uni | 1982-1983 |
| 4th wkt | 204 | D. Loxton & J. Robinson | Vs Waverley | 1989-1990 |
| 5th wkt | 162 | K. Pitty & O. Young | Vs Mosman | 1994-1995 |
| 6th wkt | *187 | A. Wiles & T. Mornane | Vs Eastern Suburbs | 1997-1998 |
| 7th wkt | 102 | L. Schwartzkoff & M. Wilson | Vs Cumberland | 1976-1977 |
| 8th wkt | 99 | P. Jeffrey & A. Clarke | Vs North Sydney | 1961-1962 |
| 9th wkt | 108 | R. Scamps & D. Cohen | Vs Cumberland | 1965-1966 |
| 10th wkt | 86 | T. Driscoll & S. Dight | Vs Northern District | 1983-1984 |

500 runs in a season

| | | |
|-----|-----------|-----------|
| 642 | N. Ridley | 1994-1995 |
| 565 | J. Watts | 1975-1976 |
| 564 | P. Mackay | 1982-1983 |

50 wickets in a season

| | | |
|----|-----------|-----------|
| 76 | A. Jakes | 1969-1970 |
| 65 | A. Jakes | 1971-1972 |
| 59 | P. Dillon | 1979-1980 |
| 52 | S. White | 1979-1980 |

Most Centuries in 4th Grade:

| | | |
|---|-----------|--|
| 3 | P. Logan | 115 (1981-1982); 122 (1982-1983); 114 (1982-1983). |
| 2 | R. Scamps | 131 (1963-1964); 126* (1965-1966). |
| 2 | P. Mackay | 100* (1975-1976); 125 (1982-1983). |
| 2 | J. Hurst | 122* (1987-1988); 116* (1987-1988) (his only two innings in this grade). |
| 2 | J. Banks | 109* (1987-1988); 124 (1989-1990). |
| 2 | K. Pitty | 159 (1982-1983); 109 (1990-1991). |

FIFTH GRADE RECORDS

*(University entered the NSWCA 5th Grade Competition in 1969-1970.
From 1974-1975 until 1984-1985 two teams were fielded. From 1985-1986 one team).*

| | |
|------------------------|---|
| Premiers: | 1980-1981 (D. Morgan - Capt); 1981-1982 (L. Deverall); 1987-1988 (P. Rodgers); 1988-1989 (P. Rodgers). |
| Runners-Up: | 1997-1998 (J. Rodgers) |
| Minor Premiers: | 1980-1981 (Undefeated - D. Morgan); 1987-1988 (P. Rodgers); 1997-1998 (J. Rodgers) |
| Semi Finalists: | 1974-1975 (J. Malicki); 1977-1978 (J. Malicki); 1994-1995 (J. Banks). |

| | | | | |
|--|-------------|----------|-----------------|-----------|
| Most runs in a season: | J. Banks | 617 | (ave 34.3) | 1994-1995 |
| Highest average: | G. Gulliver | 213.0 | (213 runs) | 1969-1970 |
| Most wickets in a season: | R. Howlett | 57 | (ave 10.6) | 1977-1978 |
| Best average: | J. Malicki | 8.4 | (20 wkts) | 1976-1977 |
| Highest Individual Score: | M. Blackler | 165 | (vs Sutherland) | 1978-1979 |
| Best bowling in an innings: | A. Baigent | 9-17 | (vs Gordon) | 1980-1981 |
| Best bowling in a match: | R. Howlett | 14-84 | (vs Gordon) | 1977-1978 |
| Best all round performance in a season: | J. Banks | 617 runs | (ave 34.3) | |
| | | 39 wkts | (ave 17.7) | 1994-1995 |
| Most dismissals in a season (wicket keeping): | M. Moore | 35 | (32cts, 3 stps) | 1997-1998 |
| Most runs in a career: | D. Morgan | 2,061 | (ave 21.2) | 1975-1985 |
| Most wickets in a career: | T. Murphy | 277 | (ave 15.1) | 1978-1995 |

Highest Partnerships

| | | | | |
|----------|------|-------------------------|------------------------|-----------|
| 1st wkt | 257 | J. Quoyle & R. Thompson | vs Mosman | 1991-1992 |
| 2nd wkt | 187 | N. Ridley & C. Granger | vs Petersham | 1993-1994 |
| 3rd wkt | 157 | R. Denton & D. Tierney | vs Northern District A | 1981-1982 |
| 4th wkt | 137 | G. Carroll & C. Polites | vs Fairfield | 1997-1998 |
| 5th wkt | 150 | A. Holden & J. Ryan | vs Balmain A | 1983-1984 |
| 6th wkt | 174 | M. Lynch & P. Greenwood | vs Uni of NSW | 1977-1978 |
| 7th wkt | 124 | J. Banks & P. Gregg | vs Campbelltown | 1987-1988 |
| 8th wkt | *160 | T. Murphy & R. Wilson | vs Balmain | 1991-1992 |
| 9th wkt | 77 | S. Frances & M. Palmer | vs Western Suburbs | 1983-1984 |
| 10th wkt | 89 | M. Wilson & M. Moore | vs Parramatta | 1997-1998 |

| | | | |
|-----------------------------|--------------|-------------------------------|---------------|
| 500 runs in a season | | 50 wickets in a season | |
| 617 | J. Banks | 1994-1995 | 57 R. Howlett |
| 525 | G. Carroll | 1997-1998 | 1977-1978 |
| 507 | M. Pemberton | 1997-1998 | |

Most Centuries in 5th Grade:

| | | |
|---|------------|-------------------------------------|
| 2 | J. Emmett | 101* (1973-1974); 122 (1981-1982). |
| 2 | M. Sewell | 109; 104* (1984-1985). |
| 2 | S. Duncan | 102 (1985-1986); 107 (1986-1987). |
| 2 | J. Quoyle | 100 (1986-1987); 140 (1991-1992). |
| 2 | A. Rowe | 101* (1992-1993); 107* (1993-1994). |
| 2 | C. Granger | 101* (1992-1993); 116* (1993-1994). |
| 2 | G. Carroll | 123; 117 (1997-1998) |
| 2 | M. Wilson | 103 (1988-89); 107* (1997-1998) |

LOWER GRADE RECORDS

(Balmain/Drummoyne, City & Suburban, Municipal & Shire Catholic Competition - Gordon A Grade)

| | |
|------------------------|---|
| Premiers: | 1973-1974 (6th Grade, J. Malicki Capt); 1979-1980 (8th Grade M. Best - Capt); 1986-1987 (6th Grade, R. deCarvalho Capt); 1987-1988 (6th Grade, R. deCarvalho Capt). |
| Runners Up: | 1990-1991 (6th Grade, J. Conomos - Capt); 1993-1994 (6th Grade, G. Fitzsimmons - Capt). |
| Semi Finalists: | 1985-1986 (7th Grade, M. Groves - Capt); 1989-1990 (6th Grade, T. Clarsen - Capt). |

| | | | | |
|--|-------------|------|--------------------|-------------------|
| Most runs in a season: | W. Higgs | 442 | (ave 34.0) | 1990-1991 (6th) |
| Highest average: | R. Egerton | 68.0 | (272 runs) | 1986-1987 (6th) |
| Most wickets in a season: | T. Saul | 45 | (ave 12.2) | 1980-1981 (6th B) |
| Best average: | R. Burkett | 6.3 | (23 wkts) | 1970-1971 (6th) |
| Highest Individual Score: | A. Rose | 148 | (vs Pennant Hills) | 1986-1987 (6th) |
| Best bowling in an innings: | D. McDonald | 9-55 | (vs D. Rowers) | 1975-1976 (7th) |
| Most dismissals in a season (wicket keeping): | W. Nelson | 16 | (13 cts, 3 stps) | 1970-1971 (6th) |
| Most catches in a season (wicket keeping): | P. Hill | 16 | | 1983-1984 (6th B) |

Highest Partnerships

| | | | | |
|----------|------|--------------------------------|-------------------|-------------------|
| 1st wkt | 185 | J. Chen & M. Caisley | Vs Waverley | 1989-1990 (6th) |
| 2nd wkt | 187 | G. Cluff & P. Waddell | Vs Burwood | 1987-1988 (6th) |
| 3rd wkt | 163 | E. Hickson & J. Hanrahan | Vs Nth Sydney | 1997-1998 (6th) |
| 4th wkt | *135 | T. Clarsen & I. Colley | Vs Waverley | 1989-1990 (6th) |
| 5th wkt | 116 | A. Dawson & L. Ahern | Vs Wanderers | 1993-1994 (6th) |
| 6th wkt | 95 | P. Gannon & J. Fernon | Vs Ashfield | 1981-1982 (6th A) |
| 7th wkt | 92 | R. Chadwick & K. Pulley | Vs Tarban Ck | 1987-1988 (7th) |
| 8th wkt | 121 | D. Dawson (75*) & G. Juul (63) | Vs Bradfield | 1992-1993 (6th) |
| 9th wkt | 69 | M. Caisley & V. Cook | Vs Wentworthville | 1986-1987 (6th) |
| 10th wkt | 91 | L. Barker & G. Bouloux | Vs Marnickville | 1989-1990 (6th) |

Centuries (36):

| | | | | | |
|------|--------------|---------|------|------------|---------|
| 121* | C. Smoker | 1969-70 | 138 | R. Egerton | 1986-87 |
| 133 | D. Dwyer | 1970-71 | 148 | A. Rose | 1986-87 |
| 117* | L. Bott | 1973-74 | 115 | C. Black | 1986-87 |
| 103* | L. Muggleton | 1974-75 | *100 | J. Hurst | 1986-87 |
| 104* | R. Luff | 1975-76 | 139 | M. Caisley | 1987-88 |
| 136* | P. Gray | 1976-77 | 114 | G. Cluff | 1987-88 |
| 109 | R. Wilkinson | 1976-77 | 103 | J. Osborne | 1987-88 |
| 102* | J. Uebell | 1976-77 | 100 | M. Caisley | 1987-88 |
| 111* | G. McNally | 1978-79 | 128 | M. Caisley | 1989-90 |
| 103* | T. George | 1978-79 | 108 | T. Clarsen | 1989-90 |
| 100 | D. Tierney | 1979-80 | 102 | J. Platt | 1991-92 |
| 120 | M. Colless | 1980-81 | *101 | A. Mihalj | 1991-92 |
| 136 | R. Egerton | 1982-83 | 107 | D. Dawson | 1993-94 |
| 114 | B. Janson | 1982-83 | *102 | A. Dawson | 1993-94 |
| 102 | J. Walther | 1982-83 | 111 | M. Evans | 1995-96 |
| 123 | G. Waterford | 1983-84 | 103 | A. Connors | 1995-96 |
| 103* | D. Morgan | 1984-85 | *146 | E. Hickson | 1997-98 |
| 110 | M. Nelson | 1985-86 | 104 | A. Hone | 1997-98 |

| | | | |
|----------------------|---------------------------------------|-------------------|-------------------|
| Balmain-Drummoyne | 1969-1974: 1 team; 1973-1985: 2 teams | 1985-1988, 1 team | 1989-1991: |
| City & Suburban | 1985-1986: 1 team; | Municipal & Shire | 1986-1988: 1 team |
| Catholic Competition | 1988-1992: 1 team | | |
| Gordon A Grade | 1992-1997: 1 team | | |

POIDEVIN-GRAY SHIELD RECORDS

Premiers: 1996-1997 (A. Elbourne - Capt)
Runners Up: 1959-1960 (M. Ives); 1986-1987 (G. Lovell); 1990-1991 (S. Gray)
Semi-Finalists: 1997-1998 (A. Elbourne)

Most runs in a season: D. Walkhom 361 (ave 72.2) 1938-1939
Highest average: F. Farrar 88.7 (266 runs) 1939-1940
Most wickets in a season: J. Jeffrey 33 (ave 11.2) 1938-1939
Best average: M. Salisbury 5.0 (8 wkts) 1996-1997
Highest Individual Score: D. Walkhom 175* (vs North Sydney) 1938-1939
Best bowling in an innings: G. Keighran 8-41 (vs Bankstown) 1973-1974
Most dismissals in a season (wicket keeping): J. Atkins 18 (15 cts, 3 stps) 1990-1991
 L. Hartman 18 (16 cts, 2 stps) 1996-1997
Best all round performance: R. Lee 291 runs (ave 58.2) 12 wkts (ave 5.5) 1967-1970

Highest Partnerships

| | | | | |
|----------|------|----------------------------|----------------------|-----------|
| 1st wkt | 178 | W. Ward & D. Walkhom | Vs North Sydney | 1938-1939 |
| 2nd wkt | 181 | F. Farrar & R. Clark | Vs Randwick | 1939-1940 |
| 3rd wkt | 144 | R. Lopez & A. Smith | Vs Balmain | 1990-1991 |
| 4th wkt | 118 | D. Clarke & P. Blazey | Vs St. George | 1962-1963 |
| 5th wkt | 124 | T. Jenkins & M. Sinclair | Vs North Sydney | 1975-1976 |
| 6th wkt | *111 | G. Maddocks & A. McMinn | Vs Sydney | 1975-1976 |
| 7th wkt | 105 | T. Buddin & G. Pike | Vs Sydney | 1969-1970 |
| 8th wkt | 45 | M. Hawker & S. Quartermain | Vs Randwick | 1979-1980 |
| 9th wkt | 91 | S. Woodhouse & M. McMinn | Vs Northern District | 1971-1972 |
| 10th wkt | 39 | C. Pelly & D. Cheever | Vs Gordon | 1993-1994 |

Centuries (22):

| | | | | | |
|------|----------------|-----------|------|--------------|-----------|
| 175* | D. Walkhom | 1938-1939 | *116 | R. Lee | 1970-1971 |
| 165 | F. Farrar | 1939-1940 | 103 | E. Healey | 1970-1971 |
| 132* | R. Clark | 1939-1940 | 108 | C. Hood | 1972-1973 |
| 132* | D. Walkhom | 1939-1940 | 100 | T. Jenkins | 1974-1975 |
| 127 | C. Desarnaulds | 1952-1953 | *113 | T. Jenkins | 1975-1976 |
| 101* | C. Pearson | 1954-1955 | 113 | P. Hamblin | 1982-1983 |
| 100 | A. Cash | 1957-1958 | 113 | J. Wilkinson | 1984-1985 |
| 100* | F. Munro | 1959-1960 | 109 | S. Gray | 1988-1989 |
| 104 | D. Clarke | 1962-1963 | 116 | R. Lopez | 1990-1991 |
| 103 | P. Scanlan | 1964-1965 | 113 | C. Williams | 1993-1994 |
| 130 | R. Lee | 1969-1970 | *100 | A. Elbourne | 1997-1998 |

GREEN SHIELD RECORDS

Most runs in a season: E. Cowan 298 (ave 37.2) 1997-1998
Highest average: B. Chapman 43.0 (172 runs) 1997-1998
Most wickets in a season: N. Ryan 21 (ave 11.2) 1997-1998
Best average: N. Ryan 11.2 (21 wkts) 1997-1998
Highest Individual Score: E. Cowan 107* (vs Parramatta) 1997-1998
Best bowling in an innings: N. Ryan 5-36 (vs Manly) 1997-1998
Most dismissals/season (kpr): N. Schroeder 9 (6 cts, 3 stps) 1997-1998
Best all round performance: N. French 219 runs (ave 31.3) 14 wkts (ave 15.4) 1997-1998

Highest Partnerships

| | | | | |
|-------------------------|-----|---------------------------|-------------------|-----------|
| 1 st wicket | 61 | S. Burnett & M. Grilis | vs Hawkesbury | 1997-1998 |
| 2 nd wicket | 114 | A. Sciascia & E. Cowan | vs North Sydney | 1997-1998 |
| 3 rd wicket | 46 | N. French & E. Cowan | vs Parramatta | 1997-1998 |
| 4 th wicket | 61 | R. Fisher & E. Cowan | vs Parramatta | 1997-1998 |
| 5 th wicket | 109 | N. French & A. Sciascia | vs Mosman | 1997-1998 |
| 6 th wicket | 51 | R. Fisher & B. Chapman | vs Hawkesbury | 1997-1998 |
| 7 th wicket | 40 | R. Fisher & B. Chapman | vs Nthn Districts | 1997-1998 |
| 8 th wicket | 49 | D. Milgate & N. Schroeder | vs North Sydney | 1997-1998 |
| 9 th wicket | 31 | N. Schroeder & B. Chapman | vs Penrith | 1997-1998 |
| 10 th wicket | 15 | N. Ryan & B. Chapman | vs Parramatta | 1997-1998 |

Centuries:

E. Cowan 107* 1997-98

VETERANS RECORDS

(City and Suburban Competition since 1902-1903)

Most runs in a season: H.H. Massie 943 (ave 36.3) 1925-1926
Highest average: J. Everett 240.0 (480 runs) 1972-1973
Most wickets in a season: R.J.A. Massie 85 (ave 9.7) 1922-1923
Best average: F.S. Tange 5.7 (17 wkts) 1902-1903
Highest Individual Score: A.B.S. White 175 1922-1923
Best all round performance in a season: P.S. Jones 594 runs (ave 31.2) 52 wkts (ave 13.5) 1903-1904

500 Runs in a Season:

| | | | | | |
|---------------|-----|-----------|---------------|-----|-----------|
| H.H. Massie | 943 | 1925-1926 | F.C. Rogers | 589 | 1934-1935 |
| F.C. Rogers | 816 | 1929-1930 | K.J. O'Keeffe | 578 | 1986-1987 |
| F.C. Rogers | 767 | 1925-1926 | W.J. Mackie | 571 | 1961-1962 |
| I.G. Mackay | 758 | 1925-1926 | L. Bell | 554 | 1953-1954 |
| F.C. Rogers | 725 | 1930-1931 | H.H. Massie | 541 | 1924-1925 |
| H.H. Massie | 724 | 1930-1931 | A.B.S. White | 539 | 1922-1923 |
| H.H. Massie | 696 | 1929-1930 | I.G. Mackay | 529 | 1929-1930 |
| A.B.S. White | 688 | 1925-1926 | F.C. Rogers | 528 | 1932-1933 |
| F.C. Rogers | 687 | 1931-1932 | A.B.S. White | 528 | 1912-1913 |
| T. Lester | 668 | 1995-1996 | A.B.S. White | 527 | 1930-1931 |
| R. Harvey | 658 | 1933-1934 | A.B.S. White | 521 | 1910-1911 |
| J.B. Lane | 656 | 1922-1923 | P.S. Jones | 515 | 1904-1905 |
| A.B.S. White | 651 | 1927-1928 | F.C. Rogers | 515 | 1912-1913 |
| K.J. O'Keeffe | 638 | 1987-1988 | H.H. Massie | 514 | 1922-1923 |
| H.H. Massie | 606 | 1927-1928 | K.J. O'Keeffe | 509 | 1990-1991 |
| F.C. Rogers | 598 | 1927-1928 | G.P. Barbour | 507 | 1906-1907 |
| P.S. Jones | 594 | 1903-1904 | F.C. Rogers | 500 | 1924-1925 |

40 Wickets in a Season:

| | | | | | |
|----------------|----|-----------|----------------|----|-----------|
| R.J.A. Massie | 85 | 1922-1923 | H.G. Purves | 42 | 1906-1907 |
| P.S. Jones | 52 | 1903-1904 | G.C. Willcocks | 42 | 1934-1935 |
| A.I. Blue | 47 | 1912-1913 | C. King | 42 | 1948-1949 |
| G.C. Willcocks | 44 | 1936-1937 | A.B.S. White | 41 | 1932-1933 |
| A.I. Blue | 43 | 1902-1903 | C. Latimer | 40 | 1987-1988 |

ACKNOWLEDGEMENTS

James Rodgers co-ordinated (and coerced) the various contributors, wrote material, and collated some of the statistics. With Max Bonnell, James also did an excellent job with proof reading.

Max Bonnell researched and wrote the feature article and assisted with editing. Max also compiled statistics, including the Club Records section. Finally he brought his very keen eye and extensive knowledge to checking and proof reading.


Mark Wilson and Cathie Bolton did the word processing and layout and Mark organised the printing of the report.

David (Darby) Quoye took the action photographs and third and fifth grade team portraits in this report.

The authors of other reports and articles are named at the end of each such contribution.

This Annual Report was produced with the generous assistance of David Morgan's firm Alfred J Morgan & Son, Solicitors. The use of the fax, phones, computers and laser printer in David's office allowed the report's production to go forward conveniently and expeditiously for those involved.

*David's practice is at Level 9, 84 Pitt Street, Sydney,
Telephone 9232 7144.*



Sydney University Sports & Aquatic Centre

Located off City Road.

Free parking available before 9.00am & after 5.00pm



Facilities

Aerobics Studio
Cardio/Weights Room
50 m Indoor Heated Pool
6 Tennis Courts
5 Squash Courts
Multi Purpose Sports Hall



Services

Fitness/Lifestyle Classes
Health Assessments
Tennis Coaching
School Holiday Programs
Swimming Coaching



OPEN TO THE LOCAL COMMUNITY

PH: 9351 4978

RUNOUT

of ideas for a holiday?

STUMPED

FOR AN EXCITING DESTINATION?



CAUGHT

BETWEEN No 1 Oval AND THE DEEP BLUE SEA?

If your adventurous heart truly bleeds
FRANK CLARK has all of your needs
From Colombo to Trinidad
Christchurch or Hyderabad
From Capetown to Bombay to Leeds.

FRANK knows the places to stay
For a family or group holiday
Or travellers single
Give FRANK CLARK a tingle
Choose FRANK when you're playing away!

For all your travel requirements contact Frank Clark (formerly of Swire Travel) on:

PH/FAX: 02 9630-5684

MOBILE: 0413 052 936

FRANK CLARK - 35 YEARS IN BUSINESS & NOT OUT!

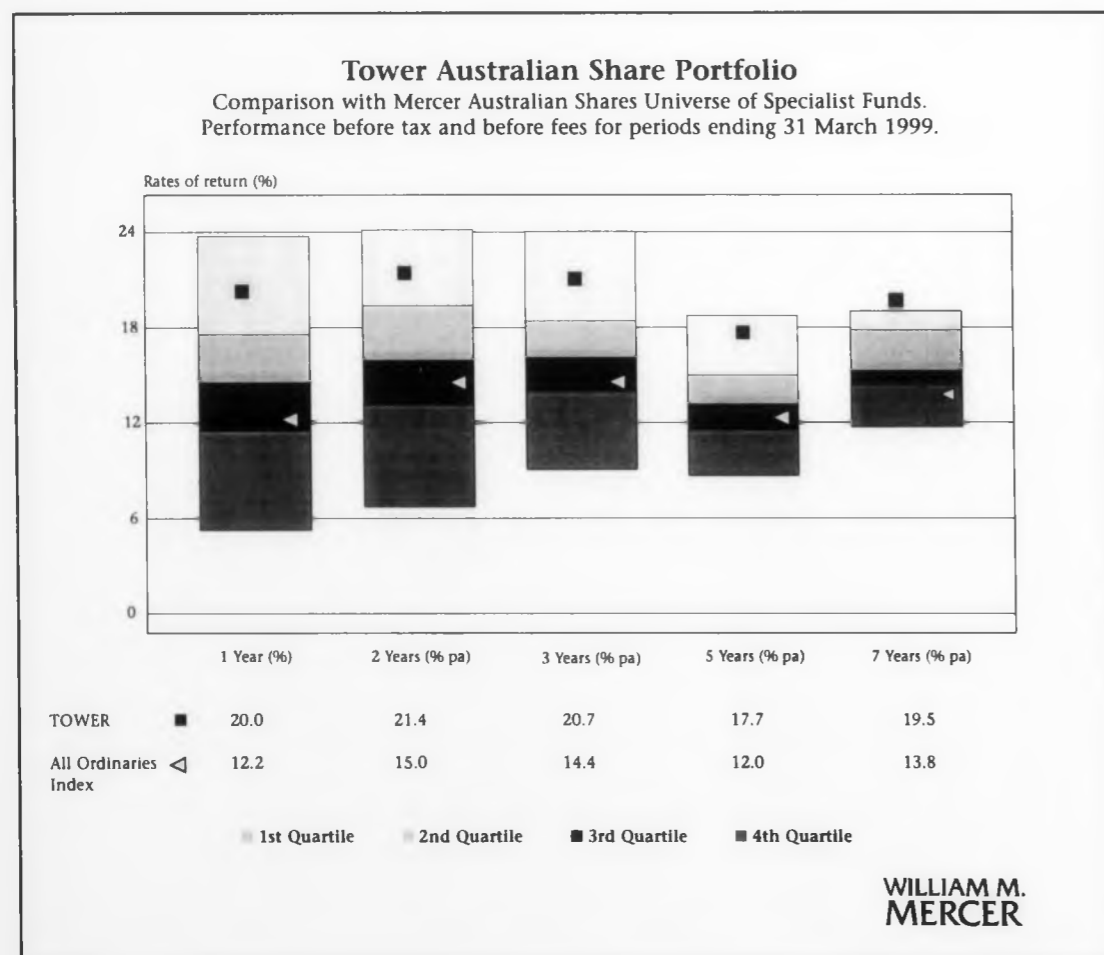


SYDNEY UNIVERSITY CRICKET CLUB 134TH ANNUAL REPORT 1998-1999



Call Tower, the information service, on 1800 226 226

Consistently high returns in Australian shares have made **Tower** the informed choice.



The Tower Australian Share Portfolio out-performed the Australian All Ordinaries Accumulation Index, and delivered 1st quartile performance compared to other similar portfolios over 1, 2, 3, 5 and 7 years to 31 March 1999.

Call Tower, the informed choice on 1800 226 364.



TABLE OF CONTENTS

| | |
|--|----|
| OFFICE BEARERS AND DELEGATES 1998-99..... | 3 |
| SPORTS UNION BLUES AND COLOURS FOR CRICKET..... | 5 |
| CLUB AWARDS AND TROPHIES 1998-99..... | 6 |
| FINAL GRADE TABLES | 10 |
| PRESIDENT'S REPORT | 12 |
| HONORARY TREASURER'S REPORT..... | 15 |
| S.U.C.C. FOUNDATION REPORT 1998-99 | 18 |
| SPONSORSHIP & MARKETING REPORT | 20 |
| CLIVE VALLACK SINGLE | 21 |
| FIRST GRADE REPORT | 27 |
| FIRST GRADE PLAYER STATISTICS..... | 31 |
| 'LITE ICE' ONE-DAY COMPETITION PLAYER STATISTICS..... | 32 |
| FIRST GRADE CAREER RECORDS OF CURRENT PLAYERS..... | 33 |
| CRAIG TOMKO - HIGHEST RUNSCORER IN THE HISTORY OF SUCC | 35 |
| SECOND GRADE REPORT | 36 |
| SECOND GRADE PLAYER STATISTICS..... | 38 |
| THIRD GRADE REPORT | 39 |
| THIRD GRADE PLAYER STATISTICS..... | 40 |
| MICHAEL FARROW - A CAREER IN REVIEW..... | 41 |

| | |
|--|----|
| FOURTH GRADE REPORT..... | 44 |
| FOURTH GRADE PLAYER STATISTICS..... | 46 |
| FIFTH GRADE REPORT..... | 48 |
| FIFTH GRADE PLAYER STATISTICS | 53 |
| SIXTH GRADE REPORT..... | 54 |
| SIXTH GRADE PLAYER STATISTICS | 54 |
| POIDEVIN-GRAY SHIELD REPORT | 56 |
| POIDEVIN-GRAY SHIELD PLAYER STATISTICS..... | 58 |
| A.W GREEN SHIELD REPORT | 59 |
| GREEN SHIELD PLAYER STATISTICS..... | 61 |
| VETERANS REPORT..... | 62 |
| VETERANS MATCH AND PLAYER STATISTICS 1998-99 | 64 |
| OBITUARIES 1998-99..... | 66 |
| SYDNEY UNIVERSITY CRICKET CLUB RECORDS | 69 |
| LOWER GRADE ALL-TIME BEST PERFORMANCES | 86 |
| CAREER RECORDS OF CURRENT PLAYERS..... | 87 |
| NOTES AND ACKNOWLEDGEMENTS..... | 89 |

Front cover: *Phil Stanbridge, in SUCC One-Day Competition shirt, plays a favourite shot.*

OFFICE BEARERS AND DELEGATES 1998-99

Patron: Dr W J Mackie
President: A B Crompton OAM

Life Members (AGM when first elected)
W J Mackie (1974), G J Scahill (1979), A B Crompton (1983)
E B Le Couteur (1996), M W O'Sullivan (1996), D D Ridley (1996),
J F Rodgers (1996)

Board of Management
Chairman: I W Foulsham
Operations: I E Fisher
Sponsorship: H Anderson
Finance: G Polites
Honorary Secretary: A Pearson/Ms K Parker
Honorary Treasurer: T Cowan
Foundation: E B Le Couteur
Executive Officer: D Cheever
Club Captain: A Elbourne
Player's Representative: S Pardy

Delegates to S.C.A.:
A B Crompton OAM
B W Collins QC
Delegate to N.S.W.C.A.: A B Crompton OAM
Delegates to SUSU: S Pardy, A Elbourne
Delegate to City & Suburban: Dr C Latimer
Delegate to Inner West Cricket Council: I Fisher/R Ryan

Veterans' Secretary: Dr C Latimer

Selectors:
M O'Sullivan, I E Fisher, K Shine
Captains:
1st Grade: R Davison
2nd Grade: C Tomko/A Ridley
3rd Grade: T Lester/M Farrow
4th Grade: N Ridley
5th Grade: J F Rodgers
6th Grade: D Dawson
Poidevin-Gray: S Pardy
Green Shield: G Lawler

Coaches:
Club: K Shine
Assistant: M Hope
Green Shield: D Quoye, I Fisher

SUCC VICE PRESIDENTS

(AGM when first elected)

| | | | |
|------------------------|------|------------------------|------|
| R E Alexander | 1969 | R J Lee | 1971 |
| H Anderson | 1993 | M G L'Estrange | 1976 |
| D Armati | 1978 | P W Logan | 1990 |
| J Baird | 1979 | G B T Lovell | 1990 |
| J Banks | 1991 | P H T Lovell | 1965 |
| Judge R T H Barbour QC | 1951 | P Mackay | 1983 |
| P J Beale | 1982 | Dr W J Mackie | 1964 |
| K O Binns | 1951 | C I M McRae | 1981 |
| M T Bonnell | 1995 | J Malicki | 1973 |
| I McCristal | 1957 | R C Mesley | 1970 |
| L Carrington | 1978 | D C V Morgan | 1982 |
| A Chapman | 1975 | T Murphy | 1995 |
| J Chapman OAM | 1977 | Mr Justice P J Newman | 1965 |
| B W Collins QC | 1989 | M W O'Sullivan | 1972 |
| G Cooper | 1990 | M Pawley | 1967 |
| R Cotton | 1971 | R Pearson OAM | 1975 |
| M J Counsel | 1983 | G H Pike | 1975 |
| A B Crompton OAM | 1968 | Colonel P Pike | 1976 |
| D Cheever | 1997 | K Pitty | 1996 |
| F H de Carvalho | 1950 | Dr W Pitty | 1985 |
| M Dickens | 1983 | G E Reed | 1986 |
| D A T Dickins | 1952 | Dr R J Richards | 1958 |
| B M Druery | 1975 | Dr D D Ridley | 1976 |
| J G Erby, AM | 1962 | D Robinson | 1970 |
| J H Everett | 1964 | J F Rodgers | 1975 |
| A J Falk | 1974 | P J Rodgers | 1990 |
| M Farrow | 1995 | G C Russell | 1969 |
| I E Fisher | 1970 | G J Scahill | 1972 |
| I W Foulsham | 1970 | D D Scanlan | 1970 |
| Dr D G Fox | 1968 | P H Scanlan | 1968 |
| Peter W Gray | 1981 | Dr D Scott-Orr | 1958 |
| Phil G Gray | 1992 | M F Sewell | 1980 |
| Phil J Gray | 1989 | A Shaw | 1990 |
| R Green | 1983 | K H Sheffield | 1956 |
| J A Grimble | 1988 | J B Spence | 1975 |
| B Hickey | 1986 | R H Storey | 1972 |
| M J Ives | 1969 | R J Thomas | 1969 |
| P V James | 1970 | C J Tomko | 1995 |
| Dr T Jenkins | 1983 | J R White | 1981 |
| R J Lamble AO | 1957 | E G Wiles | 1996 |
| Dr C Latimer | 1986 | Sir Bruce Williams KBE | 1969 |
| J W Laurie | 1961 | G R Wilson | 1978 |
| E B LeCouteur | 1965 | M E Wilson | 1996 |
| C E Lee | 1980 | I E Wolfe | 1971 |

SPORTS UNION BLUES AND COLOURS FOR CRICKET

LIST OF THOSE STILL LIVING

N.B.

The following list may still be inaccurate and incomplete, despite efforts to bring it to completion. If there are inaccuracies, could they be brought to the attention of James Rodgers (9428 1820)

| | | | |
|----------------------|------|----------------------------------|------|
| Bert ALDERSON | 1952 | Jim MACKIE | 1953 |
| Bernie AMOS | 1955 | Dick MESLEY | 1970 |
| Jock BAIRD | 1976 | Fergus MUNRO | 1961 |
| Phil BEALE | 1980 | Michael O'SULLIVAN | 1975 |
| Kendall BINNS | 1942 | Brian PARKHILL | 1936 |
| Max BLACKLER | 1982 | Mike PAWLEY | 1962 |
| David BUCKINGHAM | 1953 | Geoff PIKE | 1973 |
| Mark BURGESS | 1979 | David (Darby) QUOYLE | 1985 |
| Alan CASH | 1960 | Graham REED | 1955 |
| Mac CHAMBERS | 1959 | Andrew RIDLEY | 1992 |
| John CHAPMAN | 1936 | Damon RIDLEY | 1981 |
| Malcolm COPPLESON | 1948 | Fred RING | 1945 |
| Bob CRISTOFANI | 1949 | James RODGERS | 1981 |
| Alan CROMPTON | 1968 | Greg RUSSELL | 1966 |
| Graham DAWSON | 1965 | David SCANLAN | 1966 |
| David DICKINS | 1950 | Phil SCANLAN | 1968 |
| Frank DILLON | 1942 | Don SCOTT-ORR | 1954 |
| Roger DUNLOP | 1943 | Warren SEARLES | 1983 |
| Brian DWYER | 1944 | Mark SEWELL | 1981 |
| Adam ELBOURNE | 1996 | Ron SHAND | 1968 |
| Doug EMERY | 1950 | Angus SHARP | 1996 |
| Jon ERBY | 1959 | Andrew SHAW | 1983 |
| John EVERETT | 1959 | Keith SHEFFIELD | 1953 |
| David FOX | 1960 | Adam SMITH | 1994 |
| Damien GRATTAN-SMITH | 1981 | G Stewart SMITH | 1944 |
| Roy GRAY | 1946 | Walter SOUTH | 1938 |
| Simon GRAY | 1992 | John SPENCE | 1981 |
| Brian HANLEY | 1950 | Frank STENING | 1958 |
| David HANLIN | 1949 | Rob STOREY | 1968 |
| Scott HARBISON | 1961 | Craig TOMKO | 1982 |
| Brendan HILL | 1996 | Dick TOWNSEND | 1962 |
| David HOWELL | 1945 | H (Jika) TRAVERS (deceased 1998) | 1939 |
| Mal IVES | 1960 | David WALKER | 1955 |
| Peter JAMES | 1970 | Leslie WESTAWAY | 1945 |
| Tom JENKINS | 1977 | John WESTPHALEN | 1946 |
| Richard LEE | 1969 | Saxon WHITE | 1955 |
| Jim L'ESTRANGE | 1978 | Richard WILES | 1994 |
| Geoff LOVELL | 1987 | Dick WOODFIELD | 1957 |
| Tony Low | 1960 | | |

CLUB AWARDS AND TROPHIES 1998-99

Captain John Morris Memorial Trophy for Most Valuable Clubman - DAVID DAWSON

Named in honour of Captain John 'Skipper' Morris, President of the Club 1956-62, patron from 1962 until his death in 1975, scorer for First Grade and Poidevin-Gray and an inspiration behind the club for many years, this trophy is awarded each season to the club member who has made the most valuable and selfless contribution to the club. James Rodgers has won this award on four occasions.

Eric McElhone Memorial Fielding Trophy for First Grade - DANNY WAUGH

Eric McElhone played First Grade for University from 1905 to 1913, scoring 2053 runs and representing NSW. He was an outstanding, agile fieldsman. He first donated this award in 1955 and it was perpetuated by his family after his death in 1981. Tony Low won the trophy on four successive occasions between 1958 and 1962. Craig Tomko has also won this award four times.

Brian Hickey Award for Poidevin-Gray - CHRIS GRAHAM

Brian Hickey has been a Vice President of the club since 1986 and a long standing supporter. He has donated this award for the most valuable Poidevin-Gray player of each season. St John Frawley won the first three awards from 1983.

I E Fisher Trophy for the Most Valuable First Grade Player - DANNY WAUGH

Ian Fisher, First Grade captain from 1969 to 1978, enjoyed an outstanding career with University and is the club's highest First Grade run scorer. Since 1979, Ian has chosen the player who, he considers, has made the most valuable contribution to First Grade. John Grimble has won this award six times. Phil Stanbridge was last year's winner of this award.

Dr Jim L'Estrange Memorial Award for the Most Valuable Undergraduate Lower Grade Player - LIAM FORDE

Dr Jim L'Estrange played for the club in the 1930's and 1940's and was a Vice President of the club from 1978 until his death in 1990. Two of his sons, Michael and Jim, played First Grade for University. He wished this award to be used to encourage undergraduates in Third Grade and below.

Green Shield Most Valuable Player Award - DEREK WALSH

Season 1997-98 was the Club's first in which a team participated in the Green Shield competition and Nick French was the inaugural winner in a side which missed the semi-finals on percentages, by very few runs.

Tower Award - STEVE PARDY

The Club has received extremely generous sponsorship from Tower Australia Ltd. In addition to its sponsorship, Tower donates this award, of \$1,000.00, for the outstanding undergraduate player who has participated in the Club's administration. This award, instituted in 1988, was previously the State Bank Award).

Ray Eastcott Memorial Trophy - MARK WILSON

Ray Eastcott was a valuable and practical supporter of the club in the 1980s, when his son Andrew played for the club. The Eastcott family has presented this award, in his memory, to the club's best all-rounder each season.

Tom Garrett Trophies - Best and Fairest

- 1st: **IZZY GRAY - 17 VOTES**
- 2nd: **ANDREW ROLFE - 16 VOTES**
- 3rd: **DANNY WAUGH - 15 VOTES**

Tom Garrett played for University from 1875 until 1896, representing Australia in the first ever Test in 1877. He was a medium pacer, a vigorous batsman and an inspirational club captain. Players from each team allocate points at the end of each match on a 3-2-1 basis.



Right: Tower Award winner Steve Pardy with Ted Le Couteur.
Below: Ray Eastcott Allrounder Award winner Mark Wilson

Note:


Liam Forde, winner of trophies for Bowling Average and Most Valuable Undergrad Lower Grader is depicted opp. page 46; Danny Waugh, winner of McElhone and Fisher trophies on page 26.



Leading wicket takers Tim Croft (above), and (left) Izzy Gray with Ian Fisher. Izzy was the 1998-99 Tom Garrett Trophy winner (and also took the Mungo MacCallum public speaking award)



First Grade action,
clockwise from top left: W Knight, R Brewster,
W Knight, T Watkins, P Stanbridge, T Watkins,
R Brewster, P Stanbridge, Scoreboard v Randwick



Tom Garrett Trophy: Final Points 1998-99

- 17 I Gray
- 16 A Rolfe
- 15 D Waugh
- 13 M Wilson, D Quoye, A Pearson, L Forde, A Morison
- 12 R Davison
- 11 T Mornane, M Farrow
- 10 B Smith, A Humble, B Hill, W Knight, R Kelly, T Croft, A Bachelard
- 9 M Kelly, N Ridley, M Pemberton, L McGowan, A Durie
- 8 M Culkoff, J Audet
- 7 C Williams, P Reese, J Ormond, S Gray, S Jensen
- 6 S Pardy
- 5 A Strauss, E Cowan, O Young, C Whittaker, B Spencer, M Moore, P Stanbridge, D Connell, S Burnett, E Quoye, D Dawson, A Ridley, R Brewster, S Skinner
- 4 S Davis, P O'Halloran, P Indrukumar, A Staunton, A Elbourne
- 3 C Pelly, B Wood, A Dawson, J James, G Carroll, S Rose, J Wood, G Brennan Mesley, T Lester, T Watkins, C Cheetham, H Nott
- 2 C Graham, J Quigley, D Ward, C Tomko, J Rodgers, L Hibbert, J Keane, J Hanrahan
- 1 H Esplin, T Jarvis, J Drayton, H Nott, T Cowan, L Hibbert, N Carter, J Anderson

HIGHEST AGGREGATES AND AVERAGES FOR 1998-99

| BATTING | | BOWLING | |
|--|------------------|------------|--------------------|
| Andrew Rolfe | 716 runs @ 51.14 | Tim Croft | 44 wickets @ 16.50 |
| <i>NB Stephen Pardy totalled 657 runs in 1997-98 to lead the aggregates, not 567 as published in last year's report.</i> | | | |
| Andrew Strauss | 314 runs @ 62.8 | Liam Forde | 34 wickets @ 11.09 |

SUCC REPRESENTATIVE PLAYERS 1998-99

Rodney Davison
NSW Sheffield Shield, Merc. Cup, 2nd XI teams

Ed Cowan
NSW U-17; Player of Carnival, Aust. Championships

Steve Nikitaris
Western Australia

Will Knight, Rowan Brewster, Luke Hartman
Sydney Cricket Association v Combined Services

LEADING AVERAGES 1998-99 for Grades 1 – 6
Batting - Minimum 200 runs

| Name/Grade(s) | Innings | NO | HS | Runs | Avge |
|-------------------------|---------|----|------|------|-------|
| A Strauss (2nd, 3rd) | 6 | 1 | 102* | 314 | 62.80 |
| A Rolfe (3, 4, 5) | 17 | 3 | 114* | 716 | 51.14 |
| S Pardy (2) | 15 | 1 | 99 | 587 | 41.93 |
| C Williams (2, 3) | 14 | 2 | 141 | 494 | 41.17 |
| R Davison (1) | 15 | 3 | 76 | 473 | 39.42 |
| C Whittaker (3, 5, 6) | 13 | 3 | 143* | 393 | 39.30 |
| W Knight (1, 2) | 18 | 4 | 75 | 540 | 38.57 |
| D. Quoyle (1) | 10 | 4 | 73 | 231 | 38.50 |
| P. Reese (5, 6) | 9 | 1 | 110 | 302 | 37.75 |
| A Humble (2, 3, 4) | 15 | 1 | 117 | 525 | 37.50 |
| A Pearson (2) | 13 | 2 | 108* | 407 | 37.00 |
| R Kelly (4) | 17 | 3 | 115* | 491 | 35.07 |
| D Waugh (1) | 15 | 2 | 86 | 455 | 35.00 |
| M Pemberton (3, 4) | 15 | 0 | 113 | 514 | 34.27 |
| M Wilson (5) | 19 | 5 | 120 | 477 | 34.10 |
| R Brewster (1, 2) | 18 | 2 | 151* | 521 | 32.56 |
| N Ridley (4) | 17 | 0 | 133 | 525 | 30.88 |
| T. Lester (3, 5) | 14 | 1 | 107 | 397 | 30.54 |
| A. Morison (3, 4) | 13 | 2 | 77* | 323 | 29.36 |
| S Gray (1, 2) | 13 | 1 | 86 | 352 | 29.33 |
| T Watkins (1) | 15 | 4 | 107* | 321 | 29.18 |
| T Mornane (3) | 15 | 3 | 74 | 312 | 26.00 |
| A Elbourne (1, 2) | 14 | 2 | 120* | 317 | 26.42 |
| A. Ridley (2, 3) | 11 | 2 | 93 | 235 | 26.11 |
| O Young (2, 3) | 13 | 0 | 87 | 330 | 25.38 |
| C. Graham (1, 2, 3) | 13 | 3 | 51 | 234 | 23.40 |
| C Tomko (2, 3) | 14 | 1 | 51* | 303 | 23.31 |
| J Audet (1, 4, 5) | 19 | 2 | 105 | 395 | 23.24 |
| S. Rose (6) | 12 | 0 | 53 | 265 | 22.08 |
| T. Keane (6) | 11 | 2 | 52 | 204 | 22.67 |
| P. O'Halloran (4, 5, 6) | 13 | 1 | 62 | 256 | 21.33 |
| E Quoyle (3, 5) | 16 | 0 | 46 | 312 | 19.50 |
| T. Cowan (3, 4) | 12 | 0 | 61 | 223 | 18.58 |
| J. Wood (2, 3, 4, 5) | 17 | 2 | 63 | 273 | 18.20 |
| C. Cheetham (5) | 16 | 2 | 56* | 250 | 17.86 |
| L. McGowan (5) | 16 | 2 | 42 | 249 | 17.79 |
| G. Carroll (3, 4, 5) | 17 | 2 | 57 | 263 | 17.53 |
| A. Dawson (4) | 13 | 0 | 65 | 225 | 17.31 |
| P. Stanbridge (1) | 16 | 1 | 61 | 241 | 16.07 |
| H. Esplin (3, 5) | 18 | 2 | 56* | 247 | 15.44 |

LEADING AVERAGES 1998-99 for Grades 1 – 6
Bowling - Minimum 5 wickets

| Name | Wickets | Runs | Best | Avge |
|------------------------|---------|------|------|-------|
| L Forde (4th, 6th) | 34 | 377 | 6-60 | 11.09 |
| M Wilson (5th) | 22 | 272 | 4-17 | 12.36 |
| S. Davis (4, 5) | 16 | 201 | 5-41 | 12.56 |
| J Rodgers (5) | 25 | 316 | 4-16 | 12.64 |
| A. Bachelard (4, 5, 6) | 32 | 443 | 6-38 | 13.84 |
| C. Pelly (5) | 7 | 105 | 3-7 | 15.00 |
| I Gray (2) | 43 | 678 | 6-87 | 15.77 |
| T Croft (4, 5, 6) | 44 | 726 | 8-40 | 16.50 |
| A. Durie (3) | 23 | 384 | 4-37 | 16.70 |
| D Quoyle (1) | 22 | 378 | 4-30 | 17.18 |
| B Smith (3, 4) | 31 | 536 | 5-35 | 17.29 |
| L McGowan (5) | 26 | 452 | 5-36 | 17.38 |
| D. Connell (4, 5) | 27 | 479 | 5-25 | 17.74 |
| N. Carter (6) | 8 | 143 | 3-11 | 17.88 |
| M Culkoff (4) | 30 | 540 | 4-14 | 18.00 |
| P Stanbridge (1) | 20 | 364 | 3-27 | 18.20 |
| D. Dawson (6) | 10 | 190 | 5-53 | 19.00 |
| P. Indrakumar (6) | 13 | 274 | 3-56 | 21.08 |
| M Farrow (3) | 27 | 574 | 4-48 | 21.26 |
| D Waugh (1) | 17 | 363 | 5-38 | 21.35 |
| A. Pearson (2) | 14 | 328 | 5-54 | 23.43 |
| B Hill (1) | 32 | 769 | 4-29 | 24.03 |
| A Morison (3, 4) | 24 | 590 | 5-40 | 24.58 |
| S Skinner (2) | 19 | 467 | 4-47 | 24.58 |
| A. Webster (3, 4) | 9 | 224 | 3-50 | 24.89 |
| T. Jarvis (3, 5) | 9 | 228 | 3-23 | 25.33 |
| S Jensen (1, 2) | 24 | 611 | 5-68 | 25.46 |
| S. Burnett (6) | 5 | 130 | 1-9 | 26.00 |
| J. Anderson (6) | 11 | 292 | 3-2 | 26.55 |
| T Mornane (3) | 19 | 522 | 4-20 | 27.47 |
| B Spencer (1, 2) | 18 | 506 | 6-49 | 28.11 |
| A Staunton (1, 2) | 20 | 564 | 4-43 | 28.20 |
| J. Wood (2, 3, 4, 5) | 6 | 180 | 5-60 | 30.00 |
| M. Kelly (1, 2) | 16 | 522 | 5-75 | 32.63 |
| J. Drayton (6) | 10 | 330 | 3-62 | 33.00 |
| J. James (3, 4) | 9 | 551 | 3-45 | 42.38 |
| N. Ryan (3, 4) | 7 | 315 | 3-43 | 45.00 |

FINAL GRADE TABLES

| FIRST GRADE | | FOSTER'S LIGHT ICE LIMITED OVERS COMP | | SECOND GRADE | |
|--|-----------|---------------------------------------|-----------|---|-----------|
| North Sydney | 78 | Northern District | 21 | St George | 66 |
| Bankstown-Canterbury | 72 | Hawkesbury | 21 | Northern District | 66 |
| Balmain | 64 | Penrith | 21 | Penrith | 64 |
| Mosman | 64 | Fairfield-Liverpool | 21 | Balmain | 54 |
| Sutherland | 64 | | | North Sydney | 52 |
| Randwick | 60 | | | Eastern Suburbs | 48 |
| | | North Sydney | 18 | | |
| Fairfield-Liverpool | 60 | St George | 18 | Parramatta | 46 |
| <i>Sydney University (8th)</i> | 54 | Bankstown-Canterbury | 18 | <i>Sydney University (8th)</i> | 46 |
| St George | 54 | Balmain | 15 | Bankstown-Canterbury | 40 |
| Northern District | 52 | Sutherland | 9 | Campbelltown | 40 |
| University of NSW | 46 | Western Suburbs | 9 | University of NSW | 40 |
| Manly-Warringah | 42 | Eastern Suburbs | 9 | Fairfield-Liverpool | 38 |
| Western Suburbs | 40 | Randwick | 9 | Sutherland | 36 |
| Parramatta | 36 | Parramatta | 9 | Petersham-Marrickville | 34 |
| Penrith | 34 | Mosman | 9 | Randwick | 34 |
| Campbelltown | 28 | Campbelltown | 9 | Gordon | 30 |
| Hawkesbury | 28 | University of NSW | 6 | Mosman | 30 |
| Petersham-Marrickville | 28 | Petersham-Marrickville | 3 | Hawkesbury | 24 |
| Eastern Suburbs | 26 | Gordon | 3 | Western Suburbs | 22 |
| Gordon | 18 | <i>Sydney University</i> | 3 | Manly Warringah | 18 |
| Premiers shown in bold type | | Manly-Warringah | 3 | | |
| | | | | | |
| THIRD GRADE | | FOURTH GRADE | | FIFTH GRADE | |
| Sutherland | 66 | Eastern Suburbs | 74 | <i>Sydney University</i> | 74 |
| Parramatta | 58 | Randwick | 60 | Randwick | 72 |
| Northern District | 55 | <i>Sydney University</i> | 60 | Hawkesbury | 58 |
| Penrith | 54 | Penrith | 58 | North Sydney | 54 |
| St George | 54 | Manly-Warringah | 58 | Manly-Warringah | 52 |
| Eastern Suburbs | 52 | University of NSW | 54 | Sutherland | 52 |
| | | | | | |
| Gordon | 48 | Western Suburbs | 46 | Penrith | 52 |
| University of NSW | 48 | Sutherland | 46 | Eastern Suburbs | 50 |
| Bankstown-Canterbury | 42 | Mosman | 42 | Northern District | 44 |
| Petersham-Marrickville | 37 | Hawkesbury | 36 | St George | 44 |
| Campbelltown | 36 | Northern District | 36 | University of NSW | 42 |
| Randwick | 36 | St George | 36 | Bankstown-Canterbury | 40 |
| Western Suburbs | 36 | Fairfield-Liverpool | 34 | Campbelltown | 34 |
| Fairfield-Liverpool | 34 | Balmain | 30 | Parramatta | 28 |
| Manly-Warringah | 34 | Bankstown-Canterbury | 30 | Gordon | 24 |
| Hawkesbury | 30 | Parramatta | 30 | Mosman | 24 |
| <i>Sydney University (17th)</i> | 30 | Campbelltown | 12 | Petersham-Marrickville | 24 |
| Mosman | 24 | North Sydney | 12 | Fairfield-Liverpool | 12 |
| Balmain | 16 | Gordon | 6 | Balmain | 10 |
| North Sydney | 16 | Petersham-Marrickville | 6 | Western Suburbs | 0 |

FINAL GRADE TABLES - Cont'd

Note: Premiers shown in bold type

| POIDEVIN-GRAY SHIELD | | A W GREEN SHIELD | | CLUB CHAMPIONSHIP | |
|--------------------------|-----------|-----------------------------|-----------|---|-------------|
| Northern Division | | Northern Division | | | |
| Northern District | 36 | Parramatta | 36 | Northern District | 1418 |
| Parramatta | 36 | Manly-Warringah | 30 | St George | 1402 |
| | | | | Sutherland | 1358 |
| North Sydney | 30 | Northern District | 30 | Penrith | 1288 |
| Balmain | 24 | Hawkesbury | 24 | Bankstown-Canterbury | 1234 |
| Hawkesbury | 24 | Penrith | 24 | North Sydney | 1200 |
| Manly-Warringah | 18 | Mosman | 18 | <i>Sydney University (7th)</i> | 1146 |
| Penrith | 18 | <i>Sydney University</i> | 18 | Randwick | 1136 |
| <i>Sydney University</i> | 18 | North Sydney | 12 | Parramatta | 1130 |
| Mosman | 6 | Balmain | 12 | Fairfield-Liverpool | 1088 |
| Gordon | 0 | Gordon | 6 | Balmain | 1050 |
| Southern Division | | Southern Division | | Eastern Suburbs | 1046 |
| Western Suburbs | 36 | Campbelltown | 42 | University of NSW | 1028 |
| Sutherland | 36 | Bankstown-Canterbury | 36 | Manly-Warringah | 936 |
| | | | | Mosman | 936 |
| St George | 30 | St George | 36 | Hawkesbury | 926 |
| Campbelltown | 24 | Sutherland | 30 | Campbelltown | 892 |
| Fairfield-Liverpool | 24 | University of NSW | 18 | Western Suburbs | 866 |
| Petersham-Marrickville | 18 | Fairfield-Liverpool | 18 | Petersham-Marrickville | 642 |
| Randwick | 12 | Randwick | 12 | Gordon | 552 |
| Bankstown-Canterbury | 12 | Western Suburbs | 12 | | |
| Eastern Suburbs | 12 | Eastern Suburbs | 6 | | |
| University of NSW | 6 | Petersham-Marrickville | 0 | | |

A NOTE ON OUR MAJOR SPONSOR: TOWER

Tower Australia Limited is an innovative and competitive provider of superannuation, savings and investment, retirement income stream and risk products to the Australian markets. It is part of the Tower Financial Services Group, which operates throughout the South Pacific region.

Tower Australia has progressively evolved over the past nine years through the acquisition in Australia of Adriatic Life Limited in 1990, Friends Provident Life Assurance Company Limited in 1993 and the deferred annuity and bond business of Advance Life Insurance Limited in 1997.

Today, Tower is a leader in the nation's financial services industry. Over the last five years Tower has won more awards for product excellence than any other company in the Personal Investment magazine's life insurance company product surveys.

Through their sponsorship of the Sydney University Cricket Club, Tower provides the Club's supporters and the University community generally with superior service and competitive products. As a special feature of this sponsorship, Tower will provide any Club supporter with a FREE ANALYSIS of their financial situation. This is without obligation.

Tower gives the Club great support. Let's support them!

Give Lynette Mihailovic a call on 1800 659 981 and mention that you are a SUCC supporter.

PRESIDENT'S REPORT

In last year's Annual Report I reported that "Much momentum was achieved in the Club's operations last summer. It is essential that this momentum is not only maintained but also enhanced. It is too easy to 'go off the boil' ". It is pleasing to report that the momentum was maintained and the pot is boiling energetically. We salute James Rodgers and the Fifth Grade team on their well deserved Premiership after achieving the Minor Premiership for the second season in succession. This Premiership, maintaining the Club's record in recent years of a premiership a season, is well chronicled, and deservedly so, elsewhere in this report. Congratulations, too, to Nicholas Ridley and the Fourth Grade team on achieving a place in the finals series, while First Grade and Second Grade were each just one win away from the top six. The Green Shield and Poidevin-Gray teams were again very competitive, while Third Grade struggled after its premiership of the previous summer. Seventh in the Club Championship (after second place the previous summer) was a good result, and can be improved upon.

In addition to the Fifth Grade Premiership and Fourth Grade finals position, the most pleasing aspect of the playing season was the improved performance of First and Second Grade, both finishing just one win out of the finals series. First Grade's nine wins and a draw in fifteen rounds represented a very visible improvement, while Second Grade, after a slow start, performed admirably. Confidence and optimism flow as a result.

In last year's Annual Report, I had cause to pen the following:

"The Club applauds and congratulates the Sydney and New South Wales Cricket Associations on their new policy of objective rather than subjective assessment of clubs against detailed criteria and their indication of a willingness to assist any Club found to have any problem areas in the course of such assessment. This approach fits happily with what should be a positive policy of improvement and expansion of our cricket, rather than the negative policy of destruction evident in the recent past. This change in approach is to be applauded".

Unfortunately, since adopting such a policy and expressing such willingness, two further proposals relevant to the number and identity of the Sydney grade and shire clubs have been mooted by the SCA, the first (now it seems abandoned) involving three divisions each of twelve clubs, and the second (still it seems on foot at the time of writing) involving a top division of sixteen clubs and a second division, in each proposal with promotion and relegation to operate (perhaps in a discretionary fashion) between the divisions.

This Club interpreted the adoption of detailed criteria for assessment as a positive move which would cause all clubs in time to improve performance, both on and off the field, as each club sought to improve its assessment when measured objectively against the detailed criteria. The Association's expressed willingness to assist any club found wanting under a criteria heading would also achieve further overall improvement among all clubs. It seems unfortunate, therefore, that no opportunity has been provided for this commendable approach to operate and to achieve its intended goal of an improvement across the board.

The above two proposals, coming hard upon the adoption of assessment against detailed criteria, have had a destabilising effect among many clubs, causing clubs to become nervous, insecure, defensive and inward looking and viewing other clubs as rivals rather than as brothers. The appropriate competitiveness inside the fence has now inappropriately jumped the fence with clubs competing with

and being suspicious of each other in an unhealthy fashion where in fact clubs should be working together and supporting each other for the advancement of the game. This insecurity and this destabilising of club cricket within the Sydney grade cricket region is harmful, and is perhaps causing problems in other areas.

When measured against the detailed criteria, our Club has every reason to be very confident. When self assessing under the criteria headings of playing performance, physical facilities, finance, coaching, development and administration, our Club scores very strongly and would undoubtedly be assessed among the top group of clubs. Further improvement can, of course, be achieved and our Board of Management is active in this area. The Club holds its head high in the area of criteria assessment.

Working on the premise that few read beyond about this point in the President's Report, we sing the praises at this stage of some otherwise unsung heroes, none of whom are members of the Board of Management. Circumstances cause me to be uniquely placed to observe the extraordinary contribution Mark Wilson continues to make to the production of this Annual Report. Mark's time input and enthusiasm for the task is huge, and we say to Mark a collective "thank you", also to the many contributors and to Mark's various helpers.

Similarly, we say thank you to Keith Pitty for his work on the Club Newsletter and the Club's website. Keith's geography dictates that we rarely see him, but his enormous contribution from a distance is a clear indication of his commitment to the Club. Ross Ryan, Bill Parry, James Alexio, John Brewster, Keith James and physiotherapist Karen Birchall and many others have also delivered energetic and enthusiastic contributions to the Club's operations without expecting (and no doubt without receiving) the expressed appreciation they deserve. Thank you to you all.

Moving to the formal administrative structure, we say thank you to all Board of Management members who have worked so hard in achieving such improved performances. To Ian Foulsham, completing his first year as our Chairman, to Ian Fisher (cricket operations), Geoff Polites and Tom Cowan (Finance), Ted Le Couteur (Foundation), Hartley Anderson (Marketing and Sponsorship), Bruce Collins (Delegate), Stephen Parry and his player representative colleagues and others we say thank you for steering the Club onwards and upwards.

To Club Coach Ken Shine, his coaching colleague Mark Hope and the other coaches administering to the Club, to the Inner West Cricket Council and to the various schools we say thank you as major contributors to the Club's on field success. To Ken Shine we say a special thank you for your work, especially with First Grade, and we wish you well, Ken, in your new appointment with Parramatta Leagues Club. We hope your onerous duties in your new position will still permit you a continuing coaching involvements with the Club.

To Geoff Polites we say thank you for your professionalism in our financial operations, and congratulations on your new appointment. We wish you well in Detroit and upon your return to Australia to assume the position of national President of the Ford Motor Company.

Our thanks to Ian Field, Alan Campbell and the Board of Management of the Sydney Cricket Association for their assistance and support throughout the year, and in particular we convey our grateful thanks to the NSW Cricket Association and its Board for the grant of \$20,000 which, together with allocations from Sydney University Sports Union and from the University, made possible the reconstruction of the No. 1 Oval wicket table and the renewal of the No. 1 Oval drainage system at a total cost of approximately \$90,000. Such support has delivered a wonderful benefit to the game and

PRESIDENT'S REPORT - Cont'd

is very much appreciated.

To President Bruce Ross, Director Greg Harris and their colleagues at Sydney University Sports Union we say a hearty "thank you" for the wonderful support received when really needed in recent times. The Sports Union's support in the areas of facilities, scholarships, recruitment and finance have been superb, and no club could have a better "ground authority". Special thanks also to Kirrilli Parker for her work as Secretary to the Board, lifting the Club's administrative performance to a new level. Thank you also to the Sports Union for making it possible.

The Club has completed its second year of partnership with TOWER LIFE (now the TOWER GROUP following the May 1999 decision to demutualise and list on the Australian and New Zealand Stock Exchanges). The TOWER GROUP is Australia's leading provider in the areas of financial services, funds management and life insurance. The partnership progresses happily with Club members and supporters having access to TOWER's unrivalled services. Please make contact with TOWER for a no obligation discussion in the areas of TOWER's expertise. We especially thank Les Mace and Michelle Hollis and their colleagues at TOWER for making our partnership so enjoyable.

To Ted Le Couteur and John Grimble of the Sydney University Cricket Club Foundation we convey thanks for your creative and untiring work with the Foundation which provides financial resources and stability way in advance of any other club, and at the same time provides the Club with a release from at least some of the grade club financial pressures, thus enabling the Club to concentrate more on its cricket playing and development activities. We salute the foresight of Ted, John and others in seeing the need for and creating the Foundation in the late 1980's. Thank you, too, to Ted Le Couteur and Hartley Anderson for their energetic involvement in the TOWER partnership.

To our family supporters, we say a special thank you as your support is so valuable to us. I refer, among others, to the Elbourne, Kelly, Ryan, Pardy, Hill, Knight, Ford, James, Pemberton and O'Halloran families and to the Green Shield parents.

In May 1999, the Club was devastated to hear of the passing of Jim Elbourne, Adam's grandfather. There may have been supporters as keen in the past as Jim, but certainly no one to surpass his enthusiasm for the Club and its welfare and his constant match day and social support, whatever the geography. To Adam, to Rita, to David and to Di we (inadequately) say that we feel for you all and we are thinking of you. Thank you for sharing Jim with us.

In congratulating James Rodgers, Club stalwart extraordinaire on your Fifth Grade premiership, we also share with you James your sorrow at your mother's passing. Michael Farrow has announced his playing retirement, and the Club says thank you for a long, highly productive and most enthusiastic contribution. That contribution is described and acknowledged elsewhere. We look forward, however, to Michael's continuing involvement with the Club in other capacities, and we note your keenness, Michael, in that regard.

Well done everyone! Providing we maintain and enhance the momentum, the results will follow.

*Alan Crompton
President*

HONORARY TREASURER'S REPORT

The 1998/1999 season saw the Club strengthen its financial position with net assets increasing to \$15,660. This is a 200% rise from the previous year. There were a number of reasons for the improvement. Firstly, the implementation of strict internal controls ensured that funds were spent only in the areas for which they had been budgeted. The Club was also able to profit from many successful fundraising events. Once again the Club held (in conjunction with the Sydney University Sports Union) a very successful fundraising lunch before the one-day international cricket final. This event alone was able to raise over \$16,000. The Club also benefited from a 25% rise in membership levies. This was a result of an increase in the number of players joining the Club.

The Club is also very grateful for the support provided by the major sponsor, Tower. It would not be possible to be successful in the new 'professional era' without their financial contribution. This was the second season in partnership and we do hope that there are many more to come.

The Club would also like to thank the SUSU and the Foundation for their continued support. This financial support has ensured that the Club has been able to expand its operations. Their support has been a major contributing factor for the Club's recent successes. The NSWCA must also be thanked, with both the general and coaching grant contributing to the development of cricket within the club.

The support of the NSWCA and SUSU also allowed for the redevelopment of the Number One Oval. The ground must now be rated one of the best in Sydney - picturesque and at the same time an exceptional 'cricket wicket'.

My most sincere thanks go to Geoff Polites, Ted Le Couteur and Kirrilli Parker. Both Geoff and Ted used their experience to guide me in the right direction when any difficult situations arose. On the other hand, Kirrilli helped me in performing many of the 'hands on' treasury functions over the season.

**SUCC STATEMENT OF OPERATIONS
FOR THE PERIOD 1 APRIL 1998 TO 31 MAY 1999**

| REVENUE | \$ | |
|----------------------|----------------|----------------------------------|
| Sponsorship Income | 20,000 | |
| SUSU Grant | 20,000 | Breakdown of fundraising: |
| Total Fundraising | 19,340 | Blue & Gold Lunch |
| Membership Levies | 14,445 | Wine Club |
| SUSU Allotment | 11,650 | Raffle |
| Foundation Grant | 9,500 | Trivia Night |
| NSWCA Grant | 7,500 | Donations |
| SUCC Veterans Subs | 2,000 | Raffle payments 1997-98 |
| Sale of Merchandise | 355 | |
| | | |
| TOTAL REVENUE | 104,790 | 19,340 |

| EXPENDITURE | \$ |
|------------------------------------|---------------|
| Coaching | 25,650 |
| Vehicle Expense | 5,684 |
| Club Attire | 12,077 |
| Afternoon Teas | 9,454 |
| Match Day Expenses | 7,440 |
| Cricket Balls | 7,076 |
| Sundry Expenses | 6,424 |
| Social Costs | 4,737 |
| Annual Report | 3,797 |
| Scholarships | 3,635 |
| Sponsorship Support | 2,750 |
| Sydney Uni Sports Union Membership | 2,625 |
| Pre-Season Training | 1,877 |
| Trophies | 1,720 |
| Physiotherapy | 1,428 |
| Affiliation Expenses | 1,302 |
| Visitor's Parking Subsidies | 882 |
| Junior District Support | 800 |
| TOTAL EXPENSES | 99,358 |
| NET SURPLUS | 5,432 |

SUCC STATEMENT OF FINANCIAL POSITION AS AT 31 MAY 1999

| | |
|--------------------------------------|--------|
| Cash at beginning of period | 5,201 |
| Add: Net Surplus for period | 5,432 |
| Cash at end of period | 10,633 |
| Add: Other assets (<i>at cost</i>) | |
| Balls | 600 |
| Clothing | 4,427 |
| Total Assets: | 15,660 |
| Less Liabilities | 0 |
| Net Assets: | 15,660 |

Note: The financial statements of the Sydney University Cricket Club form part of the Sydney University Sports Union accounts. The Sports Union's financial statements are audited each year by Manser Tierney and Johnson, Chartered Accountants.

Tom Cowan
Honorary Treasurer

FINANCIAL STATEMENT FOR SUCC FOUNDATION

FOR THE 14 MONTHS ENDING 31/05/99

| | \$ | \$ |
|---|-----------|--------------------------|
| OPENING CASH BALANCE as at 01/04/98: | | 221,199.00 |
| PLUS | | |
| Membership Donations: | 12,015.00 | |
| Interest received: | 24,239.00 | |
| Sponsorship income: | 30,000.00 | |
| Sale of motor vehicle at cost: | 24,555.00 | |
| Sundry income and reimbursements: | 25,430.00 | |
| Total Income: | | <u>116,239.00</u> |
| LESS | | 337,438.00 |
| Expenditure on SUCC: | 11,000.00 | |
| "Dinner of the Decade" expenses: | 7,180.00 | |
| Match day costs re Uni No 1 Oval: | 5,500.00 | |
| Direct Grant to SUCC: | 4,300.00 | |
| Sponsorship servicing | 2,750.00 | |
| Scholarship awards: | 2,600.00 | |
| Accommodation for overseas player: | 2,546.00 | |
| Running costs, printing, postage, etc: | 1,375.00 | |
| Doug Walters Club lunch for players: | 630.00 | |
| Donation to Children of Chris O'Neil Trust: | 500.00 | |
| Intervarsity support: | 300.00 | |
| Total outgoings: | | <u>38,681.00</u> |
| CLOSING CASH BALANCE AS AT 31/05/99: | | <u>298,757.00</u> |

NOTES:

- Balance date has been changed from 31 March to 31 May.
- All funds are invested in fixed interest securities through the Senate of the University of Sydney.
- Foundation accounts are audited within the University of Sydney audit system.

E. B. Le Couteur
SUCC Foundation Chairman

S.U.C.C. FOUNDATION REPORT 1998-99

This is the 10th year of the Foundation - an important milestone in the Club's history. This season the Foundation raised its level of spending as the Club continued its transformation from an old style amateur club to a well administered semi-professional sporting body. Some of these improvements can be seen at Uni No 1 and No 2 ovals on match days with:

- full time scorers
- scoreboard operators
- matchday co-ordinator organising on field drinks and afternoon teas
- canteen offering lunches, drinks etc.
- groundstaff in attendance - small things, but important!

The cash balance of the Foundation, despite increased expenditure, has continued to climb from \$221,000 to \$299,000, an excellent result. With Grade cricket becoming more and more competitive, therefore more expensive, it is most important that the growth continues so that the Club will always have a "financial rock" to rely on. The trustees' aim is to have a cash balance of at least \$400,000 by the year 2002.

We were again very proud to be associated with our main sponsor TOWER AUSTRALIA Pty Ltd, which has actively supported the Club in a substantial way. This season the Club together with the Foundation and the Sports Union has worked hard to increase TOWER's exposure to the University community generally including staff, students and 115,000 alumni. TOWER itself has continued to excell in its field continually being ranked as an industry leader in **funds management and life insurance**.

TOWER is again kindly providing \$1,000 to the Club for a prize for the year's most outstanding undergraduate player who has also assisted the Club off the field. This year the TOWER prize was won by Steve Pardy.

The Foundation's Career Assistance Programme has again been operating very successfully and several members of the Club have been assisted in obtaining positions in the professions or workforce. If required the Foundation will again next season contact its ex-players and supporters in their various fields to arrange meetings with a mentor.

The Foundation trustees would like to extend a special welcome to those who have become new Life Members, Members or Subscribers. Your support is vital for the continued healthy existence of the Club and is most appreciated. A full list of all who have contributed to the Foundation is set out below and the trustees would like to thank them very much indeed, especially those who have been regular contributors.

The S.U.C.C. Foundation
PO Box 205
Holme Building
University of Sydney NSW 2006

Ted Le Couteur, Chairman;
John Grimble, Secretary
May 1999

SUCC FOUNDATION MEMBERSHIP LISTS

OFFICIAL SPONSOR - TOWER AUSTRALIA LIMITED

LIFE MEMBERS

| | | |
|--------------------------------------|--|--------------------------------|
| Albert, R O, <i>AM</i> | Everett, J H | Pike, G H |
| Armstrong W & Williams L (in memory) | Fox, Dr D G | Ridley, Dr D D |
| Brierley, Sir Ronald | Heydon, J D <i>QC</i> | Rodgers, J F |
| Cammack, W | Howell, D | Rogers, R A C (deceased) |
| Cash, A | Latimer, Dr C | Smith, Dr G S |
| Clarke, D S, <i>AO</i> | Laurie, J W (in memory of J R Hoyle & N L Corkill) | Sullivan, A <i>QC</i> |
| Collins, B W <i>QC</i> | Le Couteur, E B | Sullivan, J P (deceased) |
| Cooper, G | Lee, R J | Sydney Uni Veterans Cricketers |
| Counsel, Dr M J | Lovell, P H T | Thomas, R J |
| Crompton, A B <i>OAM</i> | Mackie, Dr W J | Woodfield, R |
| Erby, J G W <i>AM</i> | Nevell, Dr T | |

MEMBERS

| | | | |
|---------------------------------------|--|--------------------------------|---------------------|
| Allworth, W M | Anderson, H | Armati, D | Armitage, P |
| Asprey, K W (deceased) | Baird, J | Bangs, K R | Banks, J |
| Beale, P J | Bartley, A J | Betts, A | Bland, S & E |
| Bonnell, M | Buckingham, Prof A D | Caisley, M E | Caisley, W M |
| Chapman, J A <i>OAM</i> | Cockcroft, P J | Connor, G B | Corlette, M C |
| Cowan R L | Cristofani, D R | Cristofani, V A | Dawson, M G |
| De Carvalho D A, <i>AM</i> (deceased) | Dickins, D A T | Dietsch, A | Druery, B |
| Dwyer, D | Edgar, A G | Elder, C A | Edwards, P |
| Emery, D G | Emery, N A (deceased) | Enright, W I | Farrow, M |
| Fisher, I E | Foulsham, I W | Glenton, P N | Goodsir, G |
| Grattan-Smith, D | Gray, Peter | Gray, P G | Gray, P J |
| Greenwood, P H | Grimble, J | Grimble, P | Groves, M A |
| Guinness, M | Helsham, M M | Henville G F | Jackson, P |
| James, P V | Jenkins, T | Jenkyn P | Johnston, R G |
| Judd, S E | Keighran, G | Knight, P W | Kuner, J |
| L'Estrange, J G | L'Estrange, M | Lamble, R J | Langdon, P |
| Lange, R | Laurie, R S | Le Lievre, M | Learoyd, H M |
| Little, A | Logan, P W | Lovell, G B T | Low, A I |
| Loxton, D | Loxton, J H | McCredie R M | McEachran, G C |
| McCristal, I | McInnes, D | McKell, S H (deceased) | McLaughlin, P |
| Meintjes, D | Meredith-Jones, J | Mesley, R C | Mitchell, T A |
| Morgan, D C V | Moss D V | Mulready, R | Munro, F C |
| Murphy, T | Murray, J | Naughton TFM <i>QC</i> | Needham G C (dec'd) |
| Nicholson, B S | Niesche, J | Norton, R Y (deceased) | O'Dea, M, <i>AM</i> |
| O'Sullivan, M | Pawley, M | Pitty, K | Pitty, W |
| Reed, G E | Richards, R J | Rodgers, P J | Rogers, C |
| Scahill, G J | Scanlan, D D | Scott-Orr, D | Sewell, M F |
| Sharp P L | Shaw, A | Short, P D | Simpson, D |
| Somerville, P | Southwell P | Stening, Sir George (deceased) | Swords, G |
| Talbot, R N | Tomko, C | Tonkin, M A | Tonkin, T A |
| Towzell P J | Travers, B H, <i>AM OBE</i> (deceased) | Wagner, F B | Ward, W D T |
| Webber, R | White, R | Wiles, E G | Wilkinson, R |
| Williams, Sir Bruce <i>KBE</i> | Wilson, I G | Wilson, M E | Wood P R |
| Wynn, P C | Yarad, E J | | |

SUBSCRIBERS AND UNDERGRADUATE MEMBERS

Abadee A J, Allingham J, Amos R, Angus JA, Baffsky D, Bell A, Blackman J R, Bland M, Boulden J M, Brock B, Brockhoff J D, Butchart D, Butler G, Carroll G, Charrett M, Cheever D, Conomos J, Cowan E, Cowan T, Dettman J (deceased), Dickens M R, Dunlop J, Elbourne A, Elbourne J & R, Ellis J, Erby G G W, Fitzsimmons G, Frost A G, Garrett P, Hartman L, Hennessy J, Hennessy L, Higgs W A, Hooke R, Ivanchenko M M, Kelly M, Kelly R, Kent M R, Kिरrane J, Kitto J R, Knight W, LeCouteur M J, Leekan J, Lucas R, McCredie A M, McGarity J, Morrow C T, Motum J, Mulvaney P, Newman J A, O'Sullivan J K, Packham A, Pardy S, Pearson A, Pike P H, Radford R O A, Richards R, Ridley A, Robinson D, Sayers S, Sherwin G, Smith A, Smith B, Stokes N C, Topper D, Walder B K, Walsh R, Watkins T, Weight J, Wheeler J, Wiles A, Wiles R, Wood B, Wood S, Yeates F (dec'd).

SPONSORSHIP & MARKETING REPORT

The Marketing & Sponsorship Committee co-ordinates and drives the Club's fundraising activity. We are fortunate to have a number of significant partners who have contributed substantially to our overall success in realising our goals in fundraising to meet the Club's financial commitments.

Foremost is our sponsor Tower, with whom we have worked to ensure that not only is Tower's support properly communicated but also that there are some returns to Tower from members of the Club and the broader University community. After a second year of sponsorship we can report a strengthening of the partnership, with further efforts to be made during season 1999-2000.

Our partnership with the Sports Union benefits the Club operationally, and SUSU support is acknowledged elsewhere in this report.

Australian university sport has historically lacked the strong alumni support found in the USA and UK. However, the club has received and will continue to receive substantial support from the SUCC Foundation, but it is also particularly pleasing to be able to report a significant development in the form of the 'Blue and Gold Committee'.

The Blue and Gold Committee is the creation of John 'Sparrow' Dowse and Rod Tubbs, both Blues of this University. The Blue and Gold Committee has put together a number of annual events, the proceeds of which benefit the Sports Union and a number of the constituent clubs. We are fortunate in being one of those clubs.

The Blue and Gold Lunch held at Victoria Barracks on the day of the One Day Cricket Final at the SCG last season was a sellout. Who will forget the chamber music before lunch, the panel discussion hosted by Mike Coward, or the Rod Tubbs-driven auction, proceeds of which materially assisted us. Our thanks to the Blue and Gold and to Kirrilli Parker who so strongly assisted the Committee.

The Wine Club, the Trivia Night and the Raffle all contributed to club funds and we acknowledge those who supported these activities. However these projects could be more successful and must be!

We acknowledge the sponsorship of Surjit's Indian Restaurant and specifically the support of its proprietor Surjit Gujral.

Finally, I would like to thank Alan Crompton and Ted Le Couteur for their support in most activities throughout the year.

Hartley Anderson
Sponsorship Committee Chairman

More Than Just Cricketers - Sydney University Cricket Club, Premierships and One of the Links with the Great War:

Clive Vallack Single

By James Rodgers

Eighty years ago, a few, too few, began to return from the Great War. Of those men who had played cricket with the Sydney University Cricket Club and who had subsequently enlisted, seventeen did not return, many of them killed in the service of the Empire: J.N.F. Armstrong (S.U.C.C. 1902-04), A.R. Blacket (1914-15), N.W. Broughton (1909-14), G.R.C. Clarke (1894-97), F. Debenham (1904-09), G.R. Duncan (1908-12), W.H. Gregson (1895-1901), C.D. Holliday (1914-16), R.F. Hughes (1908-13), E.N.C. Leggo (1916-17), B.H. Mack (1900-01), H.N. Maclaurin (1896-99), A.R. Muir (1914-15), K.K. Saxby (1894-95), H.M. Stephen (1898-1902), A. Verge (1899-1904), A.D. Watson (1909-11).

On 11th October 1919, a Roll of Honour, containing the names of the University men who had been killed, was unveiled by the Chancellor, Sir William Portus Cullen. This memorial is now to be found at the foot of the Great Tower in the main entrance to the Quadrangle. Underneath the names are those haunting lines from Vergil's Aeneid (Book XI, 24-26):

"Egregias animas, quae sanguine nobis hanc patriam suo..."

They had enlisted in the Australian Imperial Force (which Charles Bean called "that famous army of generous men") in an atmosphere of patriotic fervour, quite openly supported by their alma mater. Later, the University was to honour them further by the inauguration of the War Memorial Carillon in 1928 and by the publication of the University Book of Remembrance in 1939. This book recorded the war service of each of the 2087 members who had enlisted.

Of course, many did return and there were those who performed heroic and distinguished service far from home and whose youthful triumphs on the cricket fields were preludes to military honours. One of these was **Clive Vallack Single** who had played in two University 1st Grade Premiership sides - 1909-10 and 1911-12. The latter was probably the most distinguished and decorated of all University sides. They carried nearly all before them on the field, losing only to Gordon during the January vacation, when the team was much weakened, in a season of splendid endeavour. They defeated Redfern emphatically by 192 runs in a Final which drew a record 17,000 spectators to the Sydney Cricket Ground. Captained by the redoubtable and demanding J.B. (Paddy) Lane, this 1st XI contained nine undergraduates who represented NSW: Paddy Lane, Eric Barbour, Frank Farrar, Norman Gregg, Jack Massie, Eric McElhone, Clive Single, Walter Stack and Claude Tozer. Perhaps even more remarkably, ten of the team subsequently enlisted and all ten attained the rank of Captain or Major. The calibre and character of the men who played in this side was marked. Over seventy years later, one of the players, Eric McElhone was able to recall:

"The spirit of friendship and camaraderie was always present. When anyone did well with bat or ball, all were just as pleased as if it was themselves. I was privileged to have played with University and for NSW with men of the highest values and principles".

Two of a most outstanding group of men are worthy of closer consideration before we come to Single. **Major Jack Massie** was the second son of H.H. Massie who had played for Australia in the 1880s as a renowned hitter and who often opened the innings with damaging effect. At Sydney University, Jack won a half-blue for Boxing (he was NSW heavyweight champion in 1914) and Blues for Athletics, Cricket, Rowing and Rugby. He would surely have played cricket for Australia had the war not intervened as he had played 16 first class matches and taken 99 wickets at 18.4 with his left arm swingers bowled from around the wicket. For University he took 166 wickets at 13.8 in only four seasons.

The outbreak of hostilities prevented Massie and all others from making the 1914-15 tour to South Africa and the events at Lone Pine on 6th August 1915 effectively ended his career. He was shot by a Turk who put his rifle over a parapet and, firing at random, hit Massie downwards in the left shoulder blade as Massie was stooping to remove a dead body from the floor of the trench. For his services at Gallipoli, Massie was awarded the Croix de Guerre with Palme and mentioned in despatches.

Promoted to Major, he returned to the front, serving at Armentieres but in February 1918, he was wounded once again as a bomb, dropped from a German plane, seriously damaged his foot. He was twice further mentioned in despatches and, in the King's Birthday Honours, he was awarded the DSO for "conspicuous ability, initiative, resourcefulness and devotion to duty". His injuries prevented his playing Grade cricket again although he did turn out for the Sydney University Veterans in the City and Suburban Competition during the 1920s with quite astounding success (including a staggering 85 wickets in 1922-23) and became President of the Club in 1928-29.

Claude Tozer was also related to a former Australian player. His uncle, Percy Charlton, had played two Tests in England in 1890. In five seasons of productive success in 1st Grade, Tozer scored 2092 runs at 52.3. His medical studies restricted his appearances for NSW before the war and, although his batting was not fast but fastidious as he possessed seemingly endless degrees of patience, he was just as successful at the first class level, eventually averaging 46.7 in only seven games.

In May 1915, Tozer enlisted in the AAMC and by August was serving in Gallipoli as RMO of the First and Third Field Artillery Brigades. In July 1916, his battalion took part in the attack on Pozieres. There he was severely wounded when the Regimental Aid Post was hit. Returning to the front at Menin Road during September 1917, Tozer was awarded the DSO for "conspicuous courage and devotion to duty in attending the wounded under heavy fire". Tozer was one of few of the University Premiership Team of 1911-12 who both resumed his First Grade career (this time with Gordon) and also played First Class cricket after the war. Having survived the war, and having successfully regained his pre-war form (in 1920-21, he started with successive scores of 110, 211 and 131 in Grade cricket and then in December scored 53 in each innings for an Australian XI against the MCC in Brisbane), Tozer also set up his medical practice in Sydney. On 21st December 1920, he went to visit Mrs. Dorothy Mort, one of his patients, at her home in Lindfield. Mrs. Mort (who had been having an affair with Dr. Tozer) took a revolver, shot him in the side of the head and in the chest, and then shot herself. Dr. Tozer died almost immediately but she survived to stand trial for murder although she was found not guilty, after quite a sensational trial, on the grounds of insanity.

The story of **Clive Single's** exploits is less gruesome by far but just as worthy in the telling. He was born at Penrith, on 17th September 1888, the son of a prosperous grazier, Henry Ernest Single, and Mary Judith Vallack, who eventually had a family of seven sons (Alan, Ray, Clive, John, Roy, Ernest and Herbert) and two daughters (Edith and Mary). H.E. Single was a renowned cricketer in the Mudgee area and his seven sons all inherited his athletic ability. Clive spent his early life on the family station at Mudgee and already showed promise as an exceptional sportsman when he attended Mudgee Grammar School. He was captain of the school's 1st XI and 1st XV and a positively influential Captain of the School.

In 1908, he was accepted into Sydney University to study Medicine, after passing the University Junior Exam with particular success in Mathematics and after qualifying for matriculation. He was to prosper as a diligent and thorough medical student.

As a sportsman, he had that athletic, co-ordinated, languid talent that characterises most good fieldsmen. He played in the powerful University Baseball sides of the time and represented NSW at first base. In cricket, he began in 3rd Grade in 1908, where he took 25 wickets at 11.8 and ended the season in 2nd Grade. The 1st XI Captain, Paddy Lane, had flair which welded together a team of talented undergraduate cricketers. He engendered a team spirit not seen before and made them into a much praised fielding side by insisting on assiduous practice twice a week and by including most the University's Baseball side. Lane was himself an adequate keeper and a square-jawed resolute batsman who scored 2298 runs in 1st Grade. That he spent nine years completing a Bachelor of Arts degree said much about the time he spent practising and playing cricket.

It was Single's reputation as a fieldsman and his early season form in 1909-10 in 2nd Grade (where he took 32 wickets at 12.3) that persuaded Lane to play him in 1st Grade who had begun the season without success, not winning their first game until 22nd November. From then, the side clicked, dismissing most opponents for meagre scores on pitches that were generally kind to the batsmen. Single chipped in with occasional wickets, held his place and contributed to a remarkable intervarsity match in January 1910 in Melbourne. Over the five days, 1577 runs were scored but when Single joined Eric McElhone, Sydney seemed in a hopeless position: 8 for 96 needing another 476 to win! By steady batting and increasingly fluent shots, they kept Melbourne in the field until they had added a still standing record 232 for the ninth wicket. Even though the game was lost, Single had earned his spurs with a daringly aggressive 141 not out. When University tied with Cumberland for first place in the Grade competition, this necessitated a two day final, starting on 2nd May. Play on 9th May was postponed due to King Edward VII's death so that the season did not finish until May 16th! University's attack again demolished the opposition and Cumberland were all out for 135. The reply was hesitant and nervous: 7 for 74 at stumps and all the recognised batsmen, including Single (caught and bowled for 13) back in the stands.

When play resumed two weeks later, wickets continued to fall and at 9 for 107, L.C. Terrey the fast bowler, joined Andy Watson (later to be killed in action in France). A snick here, and edge there and the crowd of 2000 at the SCG No 2 was kept at high tension. With the score at 133, Terrey could contain himself no longer. A cross bat swing towards mid wicket sent the ball high over slips for four and University had won its first 1st Grade Premiership. Single improved with every season. He was closely involved with the Club, serving on the General Committee for three seasons and then leading the 1st Grade bowling averages in the 1911-12 Premiership side. When University bowled Balmain out for 60 in March 1912, Single took 6 for 14 with his medium pacers which swerved from the leg or cut from the off. His increasingly confident performances caught the eyes of the NSW selectors who chose him in the NSW Colts teams in 1911-12 and in two games for NSW against Western Australia in Sydney in 1912-13. In the first, he was one of four NSW debutants who also included the renowned future Test leg spinner, Arthur Mailey. Any nerves he might have had were hardly settled by steady rain which washed out the first day's play and then by NSW having to bat on a rain-affected wicket on the next. Single came in at 6 for 79 and was immediately caught for 0 from a ball that jagged back at him.

When Western Australia, chasing 95, came out to bat, Single was given the new ball with his University colleague, Jack Massie. He did not repay his captain's confidence as Victor Trumper relieved him after six fruitless overs and gave another of the newcomers, Arthur Mailey, a trundle. Mailey immediately signalled his talent and finished with 5 for 46. On the third (and last) scheduled day, Single was relegated to number 10 and at a precarious 8 for 182, he joined Percy Arnott. Both played their shots and added 160 at a furious pace, in only 54 minutes. Single's 72 included nine sweetly struck fours and ensured his selection for the next match, which commenced only four days later. Here, his bowling was again unproductive but his batting prosperous. In the second innings, he made 54 in only 58 minutes, and shared a partnership filled with graceful strokes with his fellow medical student, Claude Tozer. Thus, in his two first class games, Single scored 138 runs at 34.5 and took 0 for 96 from his 24 overs.

Single graduated with a Bachelor of Medicine and Master of Surgery at the end of 1913, played two more seasons of Grade Cricket, this time with Glebe, and during the 1914-15 season enlisted in December 1914, sailing for Egypt in February 1915. Three of his brothers also enlisted. Ray was a Captain in the 56th Battalion of the AIF and was killed in action at Polygon Wood in France on 26th September 1917. Jack also served in France and Roy was awarded the Military Medal for getting urgently needed ammunition through to the Front under heavy fire. The citation read:

"Landing at [Gallipoli] in August he was appointed RMO of the 5th Bn. Wiltshire Regiment going with them to Suvla Bay. Later he rejoined the Anzacs and held a number of appointments with Light Horse Regiments and Field Ambulances until in March 1918 he was promoted Lieutenant Colonel and took command of 4th Light Horse Field Ambulance. He was known throughout the Mounted Division for his courage and superb organising ability through many tight corners including the difficult retirement from Jisr el Damieh in the Jordan Valley in May when due to a rapid Turkish advance they had to

abandon their transport and make for the hills. Soon re-equipped they continued to treat casualties and evacuate them under shell fire, dealing with 152 casualties in 5 days. In September he was in charge of the bearers, cacolet camels and Forward Dressing Station during the attack on Semakh railway station setting up his ADS on the borders of the Sea of Galilee. It was a torrid clash: a mounted cavalry charge followed by fierce hand to hand bayonet fighting against Turks and Germans. All wounded, including enemy, were collected and dealt with well forward and his team worked very hard in scorching heat, later evacuating some of the more severe casualties to the hospital at Nazareth. For his service during this time he was awarded the DSO, "For distinguished service in the Field." (from M. Spurrier, 'A Wartime Connection' in Australian Cricket Journal Vol 4 No 1, Sept 1988).

On the troopship home in August 1919, he met Verania (Rania) McPhillamy a remarkable lady aged 29 who had been captain of cricket and basketball at Ascham School in Sydney. Her father Charles Smith McPhillamy was also an accomplished cricketer who had played for Western Districts in their two-day game against Maclaren's English side at Bathurst in 1901. He bowled Tom Hayward in England's imposing innings of 505 and, in the District's reply of 177, he made a respectable 12. In 1915, Rania joined the Voluntary Aid Detachment and sailed for Egypt in October 1915. By 1916, she was running the Anzac Soldiers' Canteen at Kantara on the Suez Canal. Such was her heroic reputation that she was awarded the MBE in March 1918, at the time the youngest woman ever to be so decorated. In the 1920 King's Birthday Honours, she was raised to OBE.

The relationship of the two decorated war veterans and distinguished sportspeople blossomed. Clive had one last season in Grade Cricket, this time with Western Suburbs in 1919-20, but his returns were modest (192 runs at 21.3 and 14 wickets at 27.5). He was more concerned with establishing his medical career and with the approaching nuptials. They were married in the church at Warroo near Forbes in June 1920 on the property of Rania's family. They settled first at Moree where Clive was Government Medical Officer and then, by 1927, back in Sydney at Woolahra when Clive set up practice in Macquarie Street.

Clive did play three more seasons (1927-28, 1928-29 and 1929-30) with the Sydney University Veterans in the City and Suburban competition at the same time that his youngest brother, Herbert, was playing 1st Grade for the Club. Herbert also served the Club as Honorary Secretary in 1926-27. Even in his late thirties, Clive retained his skills, taking 39 wickets at an average of less than 10 in 1927-28. Doctor Clive Single died after a short illness on 10th July 1931, aged 43, leaving his widow, who lived until 1961, with a son: Clive Vallack and three daughters: Rania Alice Vallack, Denise Mary Vallack, and Ann (Polyanne) Vallack. His death drew many heartfelt tributes. Major Wilfred Evans wrote in 'Reveille' (31 August 1931):

"No decoration granted in Palestine was more richly deserved or so widely acclaimed as Clive Single's DSO. As a doctor, his kindly sympathy and professional skill made him truly the beloved physician. As a husband and father, his affectionate unselfish nature was revealed in every action of his daily life... The keynote of his life [was that] he played his part like a man, but so humbly and unselfishly that he failed to realise the great deeds that he had done."

Doctor Charles (later Sir Charles) Bickerton Blackburn, later to become Chancellor of the University of Sydney, was one of Single's lecturers during his final year in Medicine. Single was one of his clinical clerks. Bickerton Blackburn wrote in 'The Medical Journal of Australia' (15 August 1931):

"... he had an extraordinary capacity for winning friendship, and he was one of those rare people who probably never had an enemy."

He was buried at Waverley Cemetery. Of his six brothers, Ray played 1st Grade for Central Cumberland in 1908-09. Alan was a formidable fast bowler in the Mudgee area who won several trophies for his bowling in country matches. He was several times chosen to play with Country in the matches against City but his lifelong asthma condition (which caused him to be accepted when he tried to enlist with the first AIF) caused him such trouble near the sea air that he was forced to come home before the matches were concluded.

The youngest brother, Herbert Vallack Single who attended The King's School and became a partner in the legal firm, Blake, Dawson, Waldron also played for University and in five seasons (1925-30) scored 945 runs and took 10 wickets in 1st Grade.

Eric McElhone, also a member of those University 1st Grade Premiership teams and also a noted NSW baseballer and Clive's partner in that record intervarsity partnership, outlived all his contemporaries, dying in 1981 aged 94. He spoke of his companion Clive Single, in elevated terms:

"He was a decorated hero, a gifted sportsman, a dedicated doctor and a loving family man. A true gentleman, he inspired his team mates, his companions and his men to their best ideals."

Clive Single's First Grade Career 1909 - 1913) with Sydney University Cricket Club

| Inns | N.O. | H.S. | Runs | Ave |
|------|------|---------|------|-------------------------------|
| 42 | 11 | 98 n.o. | 700 | 22.6 (HS vs Waverley 1912-13) |

| Wkts | Runs | Ave | Best bowling |
|------|------|------|---------------------------|
| 80 | 1420 | 17.8 | 6-14 (vs Balmain 1911-12) |

SUCC All Grades 1908 -13

| Inns | N.O. | H.S. | Runs | Ave |
|------|------|---------|------|------|
| 56 | 12 | 98 n.o. | 998 | 22.7 |

| Wkts | Runs | Ave | Best bowling |
|------|------|------|--------------|
| 147 | 2110 | 14.3 | 6-14 |

First class career with NSW (1912-13)

| Matches | Inns | N.O. | H.S. | Runs | Ave |
|---------|------|------|------|------|------|
| 2 | 4 | 0 | 72 | 138 | 34.5 |

| Wkts | Runs | Ave |
|------|------|-----|
| 0 | 96 | - |

I am indebted to various gracious people who have contributed to this piece, particularly those who answered an 'RSVP' item which appeared in the Sydney Morning Herald of 9 February 1999:

- 1 Mrs Ann (Polyann) Dewar - Clive Single's sole surviving daughter, now resident in Edinburgh, Scotland.
- 2 Mr Bob Findlay - former Sydney University cricketer whose father played against Clive Single.
- 3 Mr. Warwick Franks - cricket historian.
- 4 Dr. Una Gault - a family friend of the Singles.
- 5 Mr. L.Halloran - related through Verania McPhillamy.
- 6 Mr. Alf James - cricket historian.
- 7 Mr. Eric McElhone - who, before his death in 1980, had corresponded regularly about this 'golden age' of Sydney University cricket.
- 8 Mr Peter MacPhillamy - related through Verania McPhillamy.
- 9 Mr. Jeff Single - Clive Single's nephew, son of Roy Single, one of Clive's six brothers.
- 10 Miss Margery Vallack - related through Clive Single's mother.
- 11 Mr John Watt - a distant relation of the Singles.

James Rodgers



*NSW Combined Country (vs Metropolitan XI), Sydney Cricket Ground December 1912
 Back row: Johnson (Upper Hunter), Single (Mudgee), Raynor (Mudgee), Griffiths (Orange) Blunt
 (Muswellbrook). Middle Row: Smith (Secretary NSWCA) McLean (Newcastle) Bannerman (NSWCA Coach)
 Honeysette (Mudgee), Styles (Yass). Front: Maloney (Newcastle), Findlay (Goulburn), Callaghan (Bathurst).*



Danny Waugh, winner of the McElhone Fielding and I E Fisher 'Most Valuable First Grader' trophies in his first season with SUCC, supervises Stuart MacGill's work, SUCC versus North Sydney, Uni No 1, Round 13.

FIRST GRADE REPORT

After a disappointing season in 1997/98, the First Grade side set about producing better performances during the 1998/99 season. At our initial squad meeting, we set the goal of achieving three to four 1st innings wins by Christmas and then to continue on the good work, thus improving to the extent that we could seriously challenge making the Semi-Final play-offs.

Upon reviewing the season, we did everything except make the finals. Our performances as a team improved significantly. This was a result of having a stable side with each player dedicated to performing his best each week. After winning 9 matches on the 1st innings out of 15 games, with two of these wins almost being outright results in our favour, we could be considered very unlucky to have missed out on the top six. In the end, we finished 8th out of twenty teams. Unfortunately, our march towards the Semi-Finals was left a little late. We won our last three games convincingly by playing excellent cricket, but had paid the penalty for losing crucial matches at home against North Sydney and Fairfield.

To add to the success of our season, a comparison of statistics between our team and the other 1st Grade teams highlighted the following:

- Our team's batting average (27.88) was the highest in the competition. This was extremely pleasing since it was a team effort. Most of our batsman averaged over 30, but none over 40.
- Our team's quotient was the second best in the competition, being only behind Balmain, the eventual premiers.
- Our team performed the most run-outs (10).
- Our team was one of only 6 teams not to lose any matches outright.

Our batting performances were very consistent. Our top six batsmen, except perhaps for Phil Stanbridge and myself, performed to their potential and expectations. This success was such that Adam Elbourne, a heavy scorer in 1st Grade in 1997/98 but who had a slow start to the season due to injury, was forced to play much of the season in 2nd grade. Adding to this was the vintage form of Darby Quoye, who scored 231 runs for us at an average of 38.50 from the No.8 position.

The success stories in the batting department were:

- 1) Danny Waugh – 455 runs @ 35.00. Danny's acquisition to the Club from Bankstown had a real positive influence on the team as a whole. He was a big help to his fellow middle order batsman, as well as being excellent under pressure and forcing up the run rate when required. Whilst there are other batsmen in the Sydney Grade competition who may have been statistically better, I consider Danny to be a real prospect for representative cricket as a middle order batsman. His improvement throughout the season was very evident as he learnt to play in a more responsible batting position. His success eventually earned him a position at No.4 which he must now grab with open arms.
- 2) Will Knight – 425 runs @ 38.64. Will's season realised up the potential seen in him when the selectors chose him for some matches in 1st grade the previous season. Backing up from a season in England, he was the form batsman in 2nd grade before getting his chance in the top grade. After some handy knocks as a replacement for Adam Elbourne (injured) and myself (representative duty), his confidence grew, and thus he was able to establish himself as a consistent No. 6 batsman.

FIRST GRADE REPORT - Cont'd

- 3) Rowan Brewster – 465 runs @ 33.21. It gave me great pleasure to experience playing with and have an influence on this exciting youngster. Rowan came to us from Petersham at the start of the year as a nervous 18 year old with some experience in 1st grade. He was selected to open the batting in the early rounds. He didn't have the best of starts, scoring 0 in his first game on a wet wicket, as well as being injured for the second round. However, in the one-dayer against Bankstown he showed that he definitely had the class to make it as a top order batsman in First Grade - hitting Nathan Bracken for two big sixes. He was dropped in Round 5 to second grade but led his team to a mammoth score with a classy 54. Round 6 saw him return to 1st grade as my replacement whilst I was on representative duty. Here, he scored a brisk 45 not out against his old club and continued to be part of the side for the rest of the season. He subsequently went through a period of getting starts and getting out to the spinners but, eventually, he was able to conquer his demons. He scored 151*, 42 & 53 from the No.3 position in the last three matches. His 151* against Randwick was the first century from a Sydney University 1st grade batsman since Brendan Hill's 100* versus Bankstown in the final round of the 1996/97 season. It was a fabulous effort highlighted by strong clean hitting down the ground. He has a big heart, is very dedicated and is certainly a player to watch!

Of the other batters:

- Tom Watkins made a welcome return to First Grade after being injured all last season. He showed straight away his value to the team by forming a crucial partnership with Danny Waugh in Round 1 when we were in trouble. His form against Petersham (54*) was also impressive. For much of the season he batted in the difficult position of No. 3 and his position in the team became under scrutiny. Nonetheless, he repaid the selectors faith in him when he scored a brilliant innings of 107* against Gordon in Round 14.
- Adam Elbourne had limited opportunities in the First Eleven this season. He has the ability to be a high scoring strokemaker in the middle order and showed this during his knock of 46 in the last round against St George. Batters beware! He is ready, knocking and waiting at the door should you let your position become available.
- Phil Stanbridge had a statistically poor season after being the team's most dominant batsman in 1996/97 and 1997/98. I know Phil is very disappointed that he didn't score more runs this season. He showed, however, during the latter parts of the season that he has the determination to fight back and have a really big season next year. His value to the team was never in doubt because he caught so well and was more than handy with the ball.
- I had a solid season without performing quite up to my best compared to the standards I usually expect of myself. I must admit that it has been disappointing not to have scored a century yet in my two seasons since joining the club. I did, however show some good form with 4 half centuries which including a particularly pleasing innings against Mosman (68).

Our bowling performances were more than adequate. As a team we took 158 wickets at an average of 21.31 compared with the 141 wickets we took at 25.28 the previous season. This too was without the presence of strike bowler Jim Ormond for 10 of our games. Jimmy had to return home to England early due to injury. As his performances suggest (14 wickets @ 14.64) if he was available more often he might have been able to project us into the Semi-finals. Nevertheless, we just weren't able to bowl sides out quickly enough in order to achieve the outright victories we needed to get those extra points the other teams were able to manage.

Our bowling honours were shared:

- Darby Quoyle (22 wickets @ 17.18) took over the strike bowler's role in Ormond's absence. At 36, Darby showed that he still has genuine pace and shape. It was a great effort from this very experienced and knowledgeable cricketer. He bowled in short spells at the captain's request with a body that does not really agree with fast bowling!
- Steve Jensen (16 wickets @ 25.31) was rewarded with a position in 1st grade during the one-dayer against Campbelltown and never looked back. He was arguably the club's find of the season and became an integral part of the team. Steve has shown that he is a good competitor who bowls the right line and length. With an extra yard of pace and fitness he will become an even more effective wicket-taker.
- Brendan Hill (32 wickets @ 24.03) continued to be the Side's No.1 spinner. He was the Club's leading wicket taker in 1st Grade for the second year running. A more committed player to Sydney University's cause is hard to find.
- Andrew Staunton (7 wickets @ 28.29), like "Funky Brewster", came to us from Petersham at the start of the season. He was also put into the deep end by being selected in the 1st Grade straight away. Unfortunately, nothing went right for him initially, from the time he bowled one of the Easts batsmen on a No-Ball. However, after finding his feet again down in 2nd Grade he returned to the First Eleven, playing the last four games as our opening bowler. He performed much better this time around, and as his confidence grew, he showed that he has tremendous potential. He was consistently our fastest bowler during the Randwick game, taking 4-43 and he bowled a very good line against St George without luck, taking 1-26 off 23 overs.
- Phil Stanbridge (20 wickets @ 18.20), Danny Waugh (17 wickets @ 21.35) and myself (13 wickets @ 23.46) combined with the specialist bowlers to form our attack. Although these players can hold their position in the team as batsmen, their bowling skills only add to their value. They provide variety to the attack and give the quicks an opportunity to rest and therefore bowl flat out.

Our fielding was generally very good. We only really had the one poor day against North Sydney where we "couldn't catch a cold". Danny Waugh was especially good in the cover point region whilst Phil Stanbridge took 14 smart catches, mostly in the slips. Catching positions wide of 2nd slip is one area, though, where we are going to need to develop some specialists.

I will not be writing about our one-day performances this year. We lost against Bankstown in the first round - a difficult proposition. Then we lost to Parramatta and Campbelltown. As the statistics indicate, besides my 96* vs Campbelltown, there is nothing much to write home about. We will have to address this situation and do better in the competition next season.

In conclusion then, well done to the team. With continued hard work, better application under pressure, and some dominant performances from key players, there is no reason why we can't give the competition a real shake in 1999/2000.

I would also like to make special mention to the following support groups who played a role in our success:

- Ken Shine (Club Coach). Ken, you were very much appreciated by all of the 1st Grade players this season. Your stabilising influence on us ensured that we were a happy team. Thanks for your input and help. We know you have obligations to coach Rugby League and may be unavailable to coach us next season but we would love to still see you around in some capacity.

FIRST GRADE REPORT - Cont'd

- Ian Fisher (Club Operations). Ian, your assistance with the team at games and training was fantastic. Your input into selections is second to none. Thanks for the knowledge you pass on, as well as the homework you do on all Sydney University players right throughout the grades.
- Brendan Hill (Vice-Captain). Brendan, thanks for taking over the reins when I was away. Your leadership role at training when I was often at NSW training was much appreciated.
- Mick O'Sullivan (Chairman of Selectors). The selectors did a good job. The faith shown in the players by the selectors after the Fairfield loss allowed some of these players to kick on and it has developed us into a stable team ready for next season.
- Greg Harris (Sydney University Sports Union). Greg, the newly re-laid wicket table on the No.1 Oval as well as the drainage saw a major improvement in the playing arena. Thanks for your ongoing support to cricket club matters.
- Groundstaff. Thank you Graham and his staff for being very co-operative and hard working. The standard of the cricket wickets most definitely improved as did the standard of the play! Make sure you put a good word in for some better covers so you don't have to super sop so much!
- James Alexio (1st Grade Scorer). Thanks for scoring for us and taking care of our valuables. Hope to see you next season.
- Ross Ryan (Canteen). Thanks for your great work in organising and operating a well-stocked canteen and assisting with practice, covers, etc.

Rodney Davison
Captain



First Grade captain Rodney Davison cover drives in the match on Uni No 1 Oval versus North Sydney

FIRST GRADE PLAYER STATISTICS

BEST PARTNERSHIPS – 1998-99

| | | | |
|-------------|------|---|-----------------------|
| 1st wicket | 129 | R. Brewster (73) & S. Gray (54*) | vs Sutherland |
| 2nd wicket | 119 | T. Watkins (54), R. Brewster (45*) & R. Davison (43*) | vs Petersham |
| 3rd wicket | 200* | R. Brewster (151*) & D. Waugh (68*) | vs Randwick |
| 4th wicket | 141 | T. Watkins (107*) & R. Davison (76) | vs Gordon |
| 5th wicket | 100 | A. Elbourne (46) & W. Knight (60) | vs St George |
| 6th wicket | 70 | B. Hill (44), D. Waugh (86) & D. Quoyle (62) | vs Hawkesbury |
| 7th wicket | 100 | D. Quoyle (62) & D. Waugh (86) | vs Hawkesbury |
| 8th wicket | 49 | A. Elbourne (66) & M. Kelly | vs Northern Districts |
| 9th wicket | 100 | D. Quoyle (73) & B. Spencer (30*) | vs Balmain |
| 10th wicket | 30 | B. Spencer (30*) & A. Elbourne (23) | vs Balmain |

BATTING AND FIELDING

| Name | Inns | NO | HS | Runs | Avg | 50's | Cts | Stmpgs |
|--------------|------|----|------|------|-------|------|-----|--------|
| S.Gray | 2 | 1 | 54* | 54 | 54.00 | 1 | 1 | |
| R.Davison | 15 | 3 | 76 | 473 | 39.42 | 4 | 5 | |
| W.Knight | 15 | 4 | 61 | 425 | 38.64 | 3 | 8 | |
| D.Quoyle | 10 | 4 | 73 | 231 | 38.50 | 2 | 6 | |
| D.Waugh | 15 | 2 | 86 | 455 | 35.00 | 3 | 7 | |
| R.Brewster | 16 | 2 | 151* | 465 | 33.21 | 3 | 7 | |
| T.Watkins | 15 | 4 | 107* | 321 | 29.18 | 2 | 4 | |
| J.Audet | 3 | 1 | 42 | 54 | 27.00 | | 5 | |
| B.Spencer | 3 | 1 | 30* | 40 | 20.00 | | 1 | |
| A.Elbourne | 9 | 1 | 46 | 158 | 19.75 | | 3 | |
| B.Hill | 11 | 2 | 44 | 160 | 17.78 | | 6 | |
| P.Stanbridge | 16 | 1 | 61 | 241 | 16.07 | 1 | 14 | |
| L.Hartman | 6 | 1 | 16 | 36 | 7.20 | | 14 | 5 |
| M.Kelly | 2 | - | 14 | 14 | 7.00 | | - | |
| J.Ormond | 5 | 1 | 18 | 25 | 6.25 | | 1 | |
| S.Jensen | 6 | 3 | 5* | 12 | 4.00 | | 2 | |
| A.Staunton | 3 | - | 4 | 8 | 2.67 | | 1 | |
| C. Graham | | | | | | | 1 | |

BOWLING

| Name | Overs | M | Wkts | Runs | Avg | Best | Strike Rate | Econ. Rate |
|---------------|-------|----|------|------|-------|------|-------------|------------|
| W.Knight | 3.0 | 0 | 1 | 11 | 11.00 | 1/11 | 18.0 | 3.67 |
| J. Ormond | 75.3 | 22 | 14 | 205 | 14.64 | 4/22 | 32.4 | 2.72 |
| D. Quoyle | 168.3 | 40 | 22 | 378 | 17.18 | 4/30 | 46.0 | 2.24 |
| P. Stanbridge | 175.2 | 53 | 20 | 364 | 18.20 | 3/27 | 52.6 | 2.08 |
| D. Waugh | 174.3 | 59 | 17 | 363 | 21.35 | 5/38 | 61.6 | 2.08 |
| B. Spencer | 24.0 | 4 | 4 | 92 | 23.00 | 3/19 | 36.0 | 3.83 |
| R. Davison | 118.0 | 26 | 13 | 305 | 23.46 | 3/22 | 54.5 | 2.58 |
| B. Hill | 299.3 | 60 | 32 | 769 | 24.03 | 4/29 | 56.2 | 2.57 |
| S. Jensen | 165.4 | 41 | 16 | 405 | 25.31 | 3/25 | 62.1 | 2.44 |
| A. Staunton | 78.4 | 20 | 7 | 198 | 28.29 | 4/43 | 67.1 | 2.53 |
| M. Kelly | 55.1 | 16 | 2 | 154 | 77.00 | 1/28 | 165.5 | 2.79 |
| R. Brewster | 1 | 0 | 0 | 1 | * | | * | 1.00 |
| T. Watkins | 1 | 0 | 0 | 5 | * | | * | 5.00 |

'LITE ICE' ONE-DAY COMPETITION PLAYER STATISTICS

BATTING

| Name | Matches | Inns | NO | HS | Runs | Avg | Cts |
|---------------|---------|------|----|-----|------|-------|-----|
| R. Davison | 3 | 3 | 2 | 96* | 181 | 181.0 | 1 |
| D. Quoyle | | 1 | 1 | 36* | 36 | * | |
| J. Audet | 2 | 2 | 1 | 13 | 21 | 21.0 | |
| P. Stanbridge | 3 | 3 | 0 | 22 | 54 | 18.0 | 1 |
| D. Waugh | 3 | 3 | 0 | 31 | 50 | 16.7 | 2 |
| S. Jensen | | 1 | 0 | 14 | 14 | 14.0 | |
| B. Hill | 3 | 3 | 0 | 16 | 41 | 13.7 | 1 |
| R. Brewster | 3 | 3 | 0 | 27 | 38 | 12.7 | |
| L. Hartman | | 1 | 0 | 12 | 12 | 12.0 | |
| T. Watkins | 3 | 3 | 0 | 28 | 30 | 10.0 | 1 |
| W. Knight | 3 | 3 | 0 | 14 | 29 | 9.7 | 1 |
| J. Ormond | 2 | 2 | 1 | 3 | 4 | 4.0 | |
| M. Kelly | 2 | 2 | 0 | 6 | 7 | 3.5 | |
| A. Pearson | | 1 | 0 | 1 | 1 | 1.0 | |
| A. Staunton | | 1 | 0 | 0 | 0 | 0.0 | |

Highest scores: Rodney Davison 96* vs Campbelltown, 77* vs Parramatta.

Barry Spencer took one catch but did not bat.

BOWLING

| Name | Matches | Overs | Maiden Overs | Wkts | Runs | Avg | Runs/Over | Best Bwlg |
|---------------|---------|-------|--------------|------|------|------|-----------|-----------|
| S. Jensen | 1 | 10.0 | 3 | 2 | 32 | 16.0 | 3.20 | 2-32 |
| P. Stanbridge | 3 | 21.0 | 0 | 5 | 100 | 20.0 | 4.76 | 3-52 |
| A. Staunton | 1 | 3.0 | 0 | 1 | 20 | 20.0 | 6.67 | |
| A. Pearson | 1 | 3.0 | 0 | 1 | 20 | 20.0 | 6.67 | |
| B. Spencer | 1 | 6.0 | 1 | 1 | 27 | 27.0 | 4.50 | |
| B. Hill | 3 | 20.0 | 2 | 2 | 77 | 38.5 | 3.85 | |
| M. Kelly | 2 | 15.0 | 1 | 1 | 52 | 52.0 | 3.47 | |
| D. Quoyle | 1 | 5.0 | 0 | 0 | 16 | * | 3.20 | |
| R. Davison | 3 | 13.0 | 4 | 0 | 42 | * | 3.23 | |
| J. Ormond | 2 | 20.0 | 2 | 0 | 87 | * | 4.35 | |
| D. Waugh | 3 | 23.2 | 1 | 0 | 107 | * | 4.59 | |

Best bowling: Phil Stanbridge: 3-52 vs Campbelltown and 2-31 vs Parramatta;
Steve Jensen: 2-32 vs Campbelltown.

FIRST GRADE CAREER RECORDS OF CURRENT PLAYERS

| Player/Club | Years | Inns | NO | HS | Runs | Avg | Cts/St | Wkts | Runs | Ave |
|--------------------|--------------|------------|-----------|-------------|-------------|-------------|-------------|------------|-------------|-------------|
| J. Audet | | | | | | | | | | |
| Mosman | 92-95 | 27 | 5 | 43 | 200 | 9.1 | 29/4 | | | |
| N District | 95-97 | 15 | 7 | 28* | 92 | 11.5 | 36/3 | | | |
| SUCC | 97-99 | 14 | 8 | 42 | 183 | 30.5 | 24/1 | | | |
| TOTAL | | 56 | 20 | 43 | 475 | 13.2 | 89/8 | | | |
| R. Brewster | | | | | | | | | | |
| Petersham | 97-98 | 9 | 1 | 54* | 137 | 17.1 | 1 | 0 | 10 | - |
| SUCC | 98-99 | 19 | 2 | 151* | 513 | 30.2 | 7 | | | |
| TOTAL | | 28 | 3 | 151* | 650 | 26.0 | 8 | 0 | 10 | - |
| R. Davison | | | | | | | | | | |
| Sutherland | 86-87,95-97 | 105 | 10 | 155 | 3787 | 39.9 | 32 | 2 | 150 | 75.0 |
| Randwick | 91-95 | 56 | 11 | 150* | 2448 | 54.4 | 23 | 1 | 111 | 111.0 |
| SUCC | 97-99 | 32 | 8 | 96* | 1089 | 45.4 | 6 | 16 | 451 | 28.2 |
| TOTAL | | 193 | 29 | 155 | 7324 | 44.7 | 61 | 19 | 712 | 37.5 |
| A. Elbourne | | | | | | | | | | |
| SUCC | 94-99 | 51 | 4 | 86 | 1295 | 27.6 | 14 | 0 | 5 | - |
| S. Gray | | | | | | | | | | |
| SUCC | 89-99 | 107 | 7 | 96 | 2160 | 21.6 | 41 | | | |
| L. Hartman | | | | | | | | | | |
| SUCC | 98-99 | 7 | 1 | 16 | 48 | 6.3 | 16/5 | | | |
| B. Hill | | | | | | | | | | |
| SUCC | 92-99 | 75 | 17 | 100* | 1164 | 20.1 | 40 | 142 | 3999 | 28.2 |
| S. Jensen | | | | | | | | | | |
| SUCC | 98-99 | 7 | 3 | 5* | 14 | 3.5 | 2 | 17 | 413 | 24.3 |
| M. Kelly | | | | | | | | | | |
| Gordon | 92-94 | 14 | 2 | 137* | 256 | 21.3 | | 1 | 19 | 19.0 |
| SUCC | 95-99 | 39 | 4 | 86 | 681 | 19.5 | 11 | 25 | 845 | 33.8 |
| TOTAL | | 53 | 6 | 137* | 937 | 19.9 | 11 | 26 | 864 | 33.2 |
| W. Knight | | | | | | | | | | |
| SUCC | 96-99 | 28 | 5 | 61 | 588 | 25.6 | 12 | 2 | 36 | 18.0 |
| J. Ormond | | | | | | | | | | |
| SUCC | 96-99 | 16 | 4 | 32 | 114 | 9.5 | 4 | 40 | 762 | 19.1 |
| D. Quoyle | | | | | | | | | | |
| N District | 89-92 | 29 | 8 | 63 | 559 | 26.6 | 15 | 67 | 1212 | 18.1 |
| SUCC | 83-88; 97-99 | 83 | 11 | 80 | 1654 | 23.0 | 45 | 139 | 2842 | 20.5 |
| TOTAL | | 112 | 19 | 80 | 2213 | 23.8 | 60 | 206 | 4064 | 19.7 |

FIRST GRADE CAREER RECORDS OF CURRENT PLAYERS - Cont'd

| Player/Club | Years | Inns | NO | HS | Runs | Avg | Cts/St | Wkts | Runs Ave |
|--|----------------|----------|--------|------------|------------|--------------|----------|----------|-----------------------------------|
| B. Spencer SUCC | 96-99 | 11 | 2 | 30* | 69 | 7.7 | 4 | 26 | 454 17.5 |
| P. Stanbridge SUCC | 96-99 | 52 | 7 | 148* | 1384 | 30.8 | 38 | 53 | 1270 24.0 |
| A. Staunton Petersham SUCC TOTAL | 97-98 98-99 | 16 4 | 1 0 | 51 4 | 151 8 | 10.1 2.0 | 1 1 | 12 7 | 369 30.8 198 33.2 567 29.8 |
| T. Watkins SUCC | 92-99 | 52 | 8 | 150* | 1387 | 31.5 | 31 | | |
| D. Waugh Bankstown SUCC TOTAL | 93-98 98-99 | 36 18 | 7 2 | 105* 86 | 796 505 | 27.4 31.6 | 28 10 | 18 17 | 705 39.2 470 27.7 1175 33.6 |



Former First Grade Captain Craig Tomko (at left) with Michael Farrow (centre) and Tim Lester in 1998.

CRAIG TOMKO – HIGHEST RUNSCORER IN THE HISTORY OF SUCC

In the first game of the 1998-99 season Craig Tomko passed Alan Crompton's long-standing run scoring record for the Club, totalling 6,366 over 275 innings (27 of them not out), at an average of 25.7. Alan's 6,102 came in 339 innings, with 42 of those not out, at an average of 20.5.

Before moving to Craig's achievement, a word on Alan, who set the previous record as an allrounder (a wicketkeeper/batsman). It speaks volumes for Alan's ability that it is only now that he has been passed by a specialist batsman, (ignoring Craig's claims as an offspinner), and with Craig perhaps having some benefit of better wicket-covering in the last decade or so.

For those who know Craig well, it is no surprise that he has finally passed Alan's mark. Indeed, since his early days with the Club, Craig has been renowned for statistics on, and particularly off, the field which most of us can only dream about. It is Craig's on-field performances, however, that should be reflected on here. I would like to share with you a couple of my memories of Craig, which I think will give some insight into the value his performances have been to the Club over his long career.

Craig Tomko's first full year in First Grade was 1981-82. While there were several highlights, including an unbeaten 93 in a losing side against a Bankstown attack spearheaded by Len Pascoe, Craig's 79 in the stunning second day run chase of well over 370 to beat Cumberland (now Parramatta) marked his arrival as a quality First Grade batsman. I will always remember the spontaneous applause from the club's lower grade players for Craig and Max Blackler (who made a century against Cumberland that day) as they entered the Grandstand bar that evening.

1990/91 was the second year of Craig's first stint as First Grade captain. In that season, Craig scored over 400 runs, led the team to within a whisker of its first semi-final appearance in roughly 30 years (now 40 years) and was the umpires' choice as 'Captain of the Year'. He did not, however, have the support of the majority of players for the following season, and, reluctantly, resigned as captain.

As with any career of around 20 years, Craig has had many ups and downs, as demonstrated by the two memories I have recounted. It is probably fair to say that the batting potential Craig exhibited in his first year of First Grade was never really fulfilled. I'm not sure of the reason for this, perhaps it was the professional commitments (of dentistry in Craig's case) which challenge so many players in a club such as ours, perhaps it was the Kim Hughes syndrome of "in trying to be the best captain, I forgot to be the best batsman", or perhaps it was the well-known off-field interests.

What I can confidently say, however, is that in my time with the Club, few have shown such dedication and perseverance as Craig. Moreover, no-one, in my view, has been more willing than Craig to stand by what he believes in. This may have aggravated some, but to others it has demonstrated his courage and strength of character.

We should not underestimate the honour which accompanies being the all-time leading run scorer for Australia's oldest cricket club. No-one is more deserving of that honour than Craig Tomko.

Phil Logan

Editor's note: Phil is himself fourth on the all-time runscore list with 5767 at 24.4 in various grades compiled over a 20 year career, sometimes as captain, a record which underpinned his elevation to the Club's Veterans team in the season under review, at which rarified level he coped admirably, as can be seen from a perusal of the Veterans' statistics.

SECOND GRADE REPORT

The Sydney University Second Grade side had a mixed season in 1998/9. Ultimately, it failed to make the finals after holding down sixth place going into the last round of the season. However, such a disappointing end to the season is in contrast to the many successes that were experienced by the players and team along the way.

The season started poorly with losses in the first three rounds, all to teams that went on to make the finals. During these games there were signs of the things to come, with Steve Pardy, Izzy Gray and Andrew Pearson all performing well. The fourth match against UNSW was one of the more disappointing games of the season. Uni fought hard for both days, but despite solid contributions from Simon Gray and Izzy Gray, conditions and luck meant that Uni remained winless. This match was to be Craig Tomko's last as second grade captain. It was a disappointing way for Craig to go out, but he can be proud of his contributions to First Grade, Second Grade and the Club over the years.

An outright win against Hawkesbury in Round 5 began Uni's charge up the table. Andrew Pearson, with one of only two second grade hundreds for the season, and Izzy Gray were again dominant, with Andrew Staunton putting in a strong all round performance. Comfortable wins against Petersham and Sutherland followed. The character of the team was tested in the new year, starting with the game against Penrith. Chasing an imposing 244 off 60 overs, Uni came home comfortably due to a good partnership from Andrew Ridley and Chris Williams, and another between Andrew Pearson and Chris Graham at a time when the match could have turned either way. Almost everybody contributed significantly to this terrific win against the eventual premiers, in what was probably the high point of the season. A disappointing fielding performance against Mosman made the target tougher than might have been expected. In the end, it only served to show the class of Adam Elbourne who scored an excellent 120* on a wicket that was doing a lot and against a good second grade attack.

Losses to North Sydney, by 24 runs after a late rally by Andrew Pearson and Barry Spencer saw Uni lose only one wicket whilst putting on 97 in the final 14 overs, and to Fairfield, where Uni defended a dismal 99 strongly by having the opposition 8-65 and 9-84, were costly when it came to the end of the season, however it did show the courage and determination of the side in the face of adversity. Against Randwick, Uni was under similar pressure, however this time a win was the result. Steve Pardy scored 95, following his 99 against Sutherland earlier in the season, and Matt Kelly played superbly opening the batting with 58. Izzy Gray came to the rescue on the second day, taking 6-87 when all seemed lost.

A comfortable win against Gordon in the wet meant that a win in the final round would secure Uni a spot in the finals. St George, equal first on the ladder, started well and were 1-97 at lunch on the first day on a hot day and on a flat track. They were all out 73 runs later due to terrific spells by Simon Skinner, who came back from the disappointment of 3 dropped catches in his opening spell, Andrew Pearson, who bowled extremely tightly, and Izzy Gray. Uni faltered in the chase, with the innings lacking direction at 6-104 off 70 overs. Andrew Pearson and Barry Spencer took up the attack and appeared to be leading Uni to victory before Barry was unluckily adjudged to be out, and the season was over.

One could point to many 'what ifs' during the season, but to do so would be to miss the point. In the end, Uni lost to five of the six finals teams, although the one win was significantly against the eventual premiers. Despite the disappointment of missing the finals, there were many positives to come out of the season.

SECOND GRADE REPORT - Cont'd

Virtually each member of the team is pushing hard for first grade, based on performance, and that has not happened for some time at Sydney Uni. Steve Pardy, Andrew Pearson and Izzy Gray in particular all performed consistently well throughout the season.

Adam Elbourne regained confidence and is set for a big season next year, whilst Will Knight, Steve Jensen and Andrew Staunton all performed well at various stages during the season, and successfully made the transition into First Grade. Chris Graham's enthusiasm rubbed off on everyone, and he was rewarded with a first grade game at the end of the season. Matt Kelly and Simon Gray both performed well at times, but heavy work commitments appear to be taking their toll when both should be in their primes.

If they can find the time to devote an extra hour to cricket each week, then both their own performances and the Club will surely benefit. Chris Williams' statistics do not tell the true story of his contribution to the team. His innings were often crucial, whilst his fielding is second to none in the club. Barry Spencer's all round game is strong, as shown by a terrific effort with the ball against Petersham and efforts any batsman would have been proud of against Sutherland and North Sydney. Simon Skinner's all round game also improved during the season. If Simon consistently shows the commitment and the inner self belief that he did in the final rounds, and there is no reason why he shouldn't, then he will be one of the leading bowlers in grade cricket in the near future.

A special thank you to the players for their enthusiasm and efforts throughout the season, and to Bill Pardy for scoring. Also to Ken Shine, Michael O'Sullivan, Ian Fisher and John Grumble for their help, encouragement and support. Congratulations to Graeme Hunt and his groundstaff on the improvements that have been made to the practice and playing conditions. We look forward to even better in the years to come, now that the foundations have been laid. Congratulations also to James Rodgers and his Fifth Grade side for their victory.

Finally, the success of any Second Grade side is measured first and foremost by its ability to prepare players for First Grade. On this count, the 1998/9 season was a highly successful one. In fairness, much of this success had its origins in the Poidevin Gray Premiership side of 1996/7, with many of this season's Second Grade players coming from that team. Secondly, it is measured by its own results, and whilst the final result was disappointing the team did perform very strongly after the slow start, and the platform has been well and truly laid for next season. Thirdly, and of equal importance to the above measures, the team enjoyed playing together, and each member felt that they were part of a team. The highlights were many and the low points few, yet each and every one was celebrated over a Crown Lager, or two.

Andrew Ridley

SECOND GRADE PLAYER STATISTICS

BEST PARTNERSHIPS 1998-99

| | | | | | |
|-------------------------|-----|-------------------|---|------------------|-----------------|
| 1 st wicket | 138 | W. Knight (75) | & | S. Pardy (63) | vs Balmain |
| 2 nd wicket | 61 | S. Pardy (63) | & | S. Gray (39) | vs Hawkesbury |
| 3 rd wicket | 105 | S. Gray (86) | & | O. Young (44) | vs UNSW |
| 4 th wicket | 107 | A. Ridley (93) | & | C. Williams (37) | vs Penrith |
| 5 th wicket | 57 | A. Pearson (61) | & | S. Gray (54) | vs North Sydney |
| 6 th wicket | 64 | S. Pardy (99) | & | C. Graham (39) | vs Sutherland |
| 7 th wicket | 63 | A. Elbourne (120) | & | B. Spencer (16) | vs Mosman |
| 8 th wicket | 140 | A. Pearson (108) | & | A. Staunton (50) | vs Hawkesbury |
| 9 th wicket | 68 | A. Pearson (61) | & | B. Spencer (45) | vs North Sydney |
| 10 th wicket | 25 | B. Spencer (45) | & | I. Gray (11) | vs North Sydney |

BATTING & FIELDING

| Name | Inns | NO | HS | Runs | Avg | C | St |
|-------------|------|----|------|------|------|----|----|
| S. Pardy | 15 | 1 | 99 | 587 | 41.9 | 5 | |
| A. Elbourne | 5 | 1 | 120* | 159 | 39.8 | 4 | |
| W. Knight | 3 | 0 | 75 | 115 | 38.3 | 0 | |
| A. Pearson | 13 | 2 | 108* | 407 | 37.0 | 6 | |
| A. Ridley | 10 | 2 | 93 | 226 | 28.3 | 7 | |
| R. Brewster | 2 | 0 | 54 | 56 | 28.0 | 2 | |
| C. Tomko | 6 | 2 | 51* | 109 | 27.3 | 2 | |
| S. Gray | 11 | 0 | 86 | 298 | 27.1 | 3 | |
| C. Williams | 9 | 2 | 38 | 181 | 25.9 | 7 | |
| A. Staunton | 6 | 2 | 50 | 98 | 24.5 | 0 | |
| C. Graham | 10 | 2 | 51 | 180 | 22.5 | 19 | 3 |
| A. Humble | 1 | 0 | 21 | 21 | 21.0 | 1 | |
| O. Young | 7 | 0 | 44 | 138 | 19.7 | 3 | |
| B. Spencer | 7 | 0 | 45 | 118 | 16.9 | 3 | |
| M. Kelly | 10 | 0 | 58 | 165 | 16.5 | 2 | |
| S. Skinner | 6 | 3 | 19* | 41 | 13.7 | 4 | |
| I. Gray | 10 | 5 | 27 | 67 | 13.4 | 3 | |
| A. Strauss | 3 | 0 | 23 | 37 | 12.3 | 3 | |
| J. Wood | 2 | 1 | 7 | 8 | 8.0 | 3 | |
| D. Ward | 1 | 0 | 6 | 6 | 6.0 | 4 | |
| L. Hartman | 2 | 0 | 4 | 5 | 2.5 | 2 | 1 |
| S. Jensen | 3 | 0 | 3 | 3 | 1.0 | 1 | |

BOWLING

| Name | O | M | W | Runs | Avg | Best |
|-------------|-------|----|----|------|------|------|
| I. Gray | 246.3 | 72 | 43 | 678 | 15.8 | 6-87 |
| A. Pearson | 110.0 | 30 | 14 | 328 | 23.4 | 5-54 |
| C. Williams | 19.0 | 7 | 3 | 72 | 24.0 | 2-26 |
| S. Skinner | 166.5 | 32 | 19 | 467 | 24.6 | 4-47 |
| J. Wood | 4.5 | 0 | 1 | 25 | 25.0 | 1-05 |
| M. Kelly | 119.3 | 22 | 14 | 368 | 25.3 | 5-75 |
| B. Spencer | 130.5 | 26 | 14 | 414 | 29.6 | 6-49 |
| A. Staunton | 106.0 | 18 | 13 | 366 | 28.2 | 4-53 |
| S. Jensen | 70.0 | 16 | 8 | 206 | 25.8 | 5-68 |
| W. Knight | 3.0 | 0 | 0 | 11 | * | 0-11 |
| S. Jensen | 3.0 | 0 | 0 | 12 | * | 0-12 |

THIRD GRADE REPORT

After the highs of the past season this years performance by third grade was extremely disappointing and as such my summary will be brief as I try to focus on the positives. Only 3 players from last year, Quoyle, Mornane and Farrow, were regulars in the third grade side this season. Whilst a couple played in higher grades, injuries to key bowlers kept several from playing most of the season. The experience obtained in the last season by Ben Wood, Nick Ryan and Allister Webster was greatly missed

Alan Humble had a good season in his grade debut and topped the batting averages amongst the regular players, although he must have wondered what grade cricket was all about in his first game when he had to face Greg Mathews on a wet pitch, I suspect that he also received a free education from Greg about the many finer points of the game in his time at the crease. Both Andrew Strauss and Chris Williams batted very well in their limited appearances in third grade and were rewarded with promotion. This season also saw Ed Cowan play his first two third grade games where he averaged 40. Ed Quoyle was a regular contributor with the bat but would be disappointed with an average of 20.

Of the bowlers Adair Durie stuck at the task for most of the season and slowly began to recapture some of the pace and movement of previous seasons. Tim Mornane's bowling failed to progress from last year and I am sure this is something he will be keen to work on. During the latter part of the year Alex Morison came into the side and became the leading wicket taker, capturing 5 wickets on two occasions. The longer Alex played the greater his control and accuracy became. With some solid work in the off season Alex can play much higher. Alex also captained the side for the last game of the season, and was able to lead his team to a win.

Our wicket keeper for the majority of the season was Daniel Ward who did a commendable job in his first year of grade cricket, with some assistance from other keepers in the club he can only learn and improve. After sleeping in various venues during the I.V. to Melbourne my sources tell me Daniel will be a regular tourist.

As a late appointment to the Captaincy during the season I wish to thank Tim Lester for his contribution to third grade over the past 2 seasons. His captaincy and enthusiasm for the task was something, unfortunately, I was unable to replicate. The decision to replace him so early in the season was disruptive to the side and to my mind showed an under appreciation of his skills as a captain and batsman.

As this was my last season of grade cricket I ask for your indulgence for a moment as there are some people that I wish to thank. The number of players that I have experienced the pleasure of playing with are too numerous to mention, as too perhaps, peculiarly to University, are the number of "psychos".

In particular I wish to thank James Rodgers for his captaincy and guidance over the years; John Grimble for his enthusiasm and many theories; Alan Crompton for his encouragement and for finding me a place to learn the social art of cricket in England. I would also like to thank both Andrew Shaw and Craig Tomko for their contributions as my captains and for their good company over many seasons.

Finally I wish to thank Tim Lester for giving me the opportunity to win a third grade Premiership before I retired. The University Club has provided me with the opportunity to make many enduring friendships over the years and for that I shall always be grateful and at its service.

Michael Farrow
Captain

THIRD GRADE PLAYER STATISTICS

BEST PARTNERSHIPS 1998-99

| | | | | |
|-------------------------|-----|-------------------|-------------------|-----------------------|
| 1st wicket | 81 | C. Williams (40) | & A. Humble (36) | vs Balmain |
| 2 nd wicket | 136 | C. Williams (141) | & A. Strauss (75) | vs UNSW |
| 3 rd wicket | 82 | A. Strauss (100) | & E. Quoyle (38) | vs Northern Districts |
| 4 th wicket | 170 | A. Strauss (102*) | & O. Young (87) | vs Petersham |
| 5 th wicket | 52 | T. Mornane (74) | & E. Quoyle (46) | vs Sutherland |
| 6 th wicket | 75 | A. Humble (38*) | & C. Graham (47*) | vs Easts |
| 7 th wicket | 53 | T. Mornane (47*) | & J. Wood (16) | vs Northern Districts |
| 8 th wicket | 54 | T. Mornane (69) | & D. Ward (14*) | vs Randwick |
| 9 th wicket | 72 | T. Mornane (74) | & D. Ward (32) | vs Sutherland |
| 10 th wicket | 22 | A. Morison (9) | & A. Durie (13*) | vs Balmain |

BATTING & FIELDING

| Name | Inns | NO | HS | Runs | Avg | 50's | 100's | Cts | St |
|--------------|------|----|------|------|---------------|------|-------|-----|----|
| A. Strauss | 3 | 1 | 102* | 277 | 138.5 | | 2 | 1 | |
| C. Williams | 5 | 0 | 141 | 313 | 62.6 | | 2 | 2 | |
| E. Cowan | 2 | 0 | 61 | 81 | 40.5 | 1 | | | |
| A. Humble | 13 | 1 | 59 | 387 | 32.3 | 2 | | 2 | |
| O. Young | 6 | 0 | 87 | 192 | 32.0 | 2 | | | |
| C. Graham | 3 | 1 | 47* | 54 | 27.0 | | | 4 | |
| H. Nott | 6 | 0 | 108 | 162 | 27.0 | | 1 | 2 | |
| T. Mornane | 15 | 3 | 74 | 312 | 26.0 | 1 | | 6 | |
| A. Webster | 3 | 1 | 24* | 47 | 23.5 | | | 0 | |
| C. Tomko | 9 | 0 | 42 | 194 | 21.6 | | | 6 | |
| E. Quoyle | 15 | 0 | 46 | 312 | 20.8 | | | | |
| T. Cowan | 10 | 0 | 61 | 192 | 19.2 | 1 | | 3 | |
| M. Pemberton | 1 | 0 | 17 | 17 | 17.0 | | | | |
| A. Durie | 10 | 6 | 22 | 61 | 15.3 | | | | |
| A. Morison | 9 | 0 | 43 | 127 | 14.1 | | | 3 | |
| A. Rolfe | 2 | 0 | 21 | 28 | 14.0 | | | | |
| H. Esplin | 1 | 0 | 14 | 14 | 14.0 | | | | |
| C. Whittaker | 1 | 0 | 12 | 12 | 12.0 | | | | |
| T. Jarvis | 2 | 0 | 13 | 21 | 10.5 | | | | |
| D. Ward | 7 | 1 | 32 | 67 | 10.2 | | | 12 | 1 |
| A. Ridley | 1 | 0 | 9 | 9 | 9.0 | | | | |
| B. Smith | 5 | 2 | 8* | 18 | 6.0 | | | 2 | |
| T. Lester | 6 | 0 | 11 | 34 | 5.7 | | | | |
| M. Farrow | 10 | 2 | 18* | 43 | 5.4 | | | | |
| G. Carroll | 2 | 0 | 9 | 9 | 4.5 | | | | |
| N. Ryan | 5 | 2 | 4 | 8 | 2.7 | | | 1 | |
| J. Wood | 1 | 1 | 16* | 16 | not dismissed | | | | |
| J. James | 1 | 1 | 6* | 6 | not dismissed | | | | |

Note: in five matches the players taking catches were not identified.

THIRD GRADE PLAYER STATISTICS Cont'd

BOWLING

| Name | O | M | W | Runs | Avg | Best | SR | ER |
|------------|-------|----|----|------|-------|------|-------|------|
| B. Smith | 46 | 16 | 6 | 100 | 16.67 | 4/35 | 46.0 | 2.17 |
| A. Durie | 167.3 | 51 | 23 | 384 | 16.70 | 4/37 | 43.7 | 2.29 |
| A. Morison | 69 | 10 | 18 | 301 | 16.72 | 5/40 | 23.0 | 4.36 |
| M. Farrow | 218.5 | 67 | 27 | 574 | 21.26 | 4/48 | 48.6 | 2.62 |
| A. Webster | 77 | 23 | 7 | 187 | 26.71 | 3/50 | 66.0 | 2.43 |
| T. Mornane | 154 | 27 | 19 | 522 | 27.47 | 4/20 | 48.6 | 3.39 |
| N. Ryan | 71 | 11 | 6 | 291 | 48.50 | 3/43 | 71.0 | 4.10 |
| H. Nott | 38 | 12 | 2 | 124 | 62.00 | 1/44 | 114.0 | 3.26 |
| E. Quoyle | 20 | 0 | 1 | 78 | 78.00 | 1/43 | 120.0 | 3.90 |
| C. Tomko | 5 | 0 | 0 | 27 | * | | | 5.40 |
| J. James | 7 | 1 | 0 | 39 | * | | | 5.57 |
| J. Wood | 7 | 0 | 0 | 47 | * | | | 6.71 |
| E. Cowan | 3 | 0 | 0 | 21 | * | | | 7.00 |

MICHAEL FARROW – A CAREER IN REVIEW

The 4TH Highest Wicket Taker in SUCC History

Mick – aka Mia, Fazzler, Pharoah – epitomises University cricket. He's played in all grades, been dropped and promoted for all sorts of reasons - spurious or otherwise – played IV games and been involved with their off-field activities, toured to Country NSW and other parts of the world and played the game everywhere for the sheer enjoyment of it. He has won and lost and laughed and drank. This is a mighty effort for one whose body 'fell apart' so early in his career.

When I asked some of Michael's clubmates to reminisce I was appalled at the sycophantic tributes.

Phrases such as 'loyal friend', 'great club man' and 'friend for life' nearly made me puke. I thought I was reading an obituary for someone legitimately famous! Given that Michael is alive and normal (well almost), I've culled the niceties and concentrated on the facts

Mick's career spanned the seasons 1983-84 to 1998-99. In his first season he played in the 5As and took 29 wickets at 16.9, scored 176 at 19.6 and took 7 catches. The report also discloses at least one game in Fourth Grade, where Mick scored 37 runs in one innings, but was not called to the bowling crease - a promotion as a batsmen? The seasons unfolded with Mick seemingly anchored in Fourth Grade. He played in the 1986-87 semi-final, and then in 1988-89 in Peter Somerville's Fourth Grade Premiership side also winning the Tom Garrett trophy, and was appointed Third Grade captain for the following two seasons, bowling plenty of overs and taking wickets all the while. Under Mick, Thirds made the 1989-90 semi-final, and were fifth next season.

Mick played some Seconds in 1994-95 and all of 1996-97, either side of setting the Club record for Third Grade of 57 wickets (at 13.2 from 348.3 overs) in the 1995-96 season, before settling again in Thirds in the last two seasons. Mick's final career stats include:

❖ 528 wickets at 18.93 (287 in thirds at 17.8),

❖ 1,237 runs at 12.25

and two premierships, most recently in Third Grade in 1997-98 under Tim Lester.

Keith Pitty's earliest recollection of Mick was:

He represented Adelaide Uni in the Intervarsity match in Adelaide in December 1982. Despite Steve Quartermain's description of this as the 'No Penetration Tour' the Annual Report shows that Farrow did indeed penetrate the defences of Craig Tomko for 18. The touring party, which included Somerville (the candidate with 'more runs than votes'), Shaw, Pitty, Quoyle and Green, had such an effect on Mick, apparently, that he decided to move to Sydney for the 1983-84 season. He played his first season in Fifths, a grade obviously too low, where his skipper Mark Dickens penned of the final game, where a win was needed to make the semi's: "[Mick] almost snatched the six points single handedly. He bowled like a Trogan (sic) to take 5-72 from 35 overs and then top scored with 52 patient runs".

Andrew Shaw has a different interpretation of that early Adelaide IV tour (and a phenomenal memory):

Mick opened the bowling with Daryl Watson. This was an interesting tactic as neither was express, fast or fast medium still they fitted in perfectly with Adelaide's retinue of Shield cricketers - "Marchmellow" Swan, a pale, less than aerodynamically designed batsman, Gary West who spent much of his time in the deep acting the assured, cool cricketer before breaking a finger while dropping a high catch off me on the midwicket boundary, and Tom Birchell, a wicketkeeper whose whole career was spent trying to avoid meeting his father, "the Judge", anywhere near a cricket oval. Unfortunately for Tom, any time mention was made of the name "Birchell", it was not to comment on his cricketing prowess, but to recall an hilarious moment in the Judge's career. If my memory serves me correctly, Mick was at the forefront of the assault on the good Judge's character, much to our delight.

Mick was a most congenial host, driving a number of us down the coast for a day's golf. During our round, but after a long lunch, Rod Green charged at one of the bridges dotting the resort course and crashed his cart, almost depositing Mick in the stream. A local lad was needed to identify pubs which stayed open until the early hours (Adelaide has about two in those days) and Mick was happy to oblige. ... He introduced Rob Johnston and me to the delights of a pie floater ... I believe that this is the last time Rob Johnston had a pie. He was among a number of the Adelaide guys who attended the Ashes Test with us at Adelaide Oval.

His on-field contributions have ensured a remarkably successful career. Although he assures me that he was a fast bowler in Adelaide in his early grade days, I have never come across anyone willing to admit that they have actually seen him bowl fast. His real strength as an opening bowler was that he would always get you an early wicket or two ... As he got slower his accuracy never swayed and he continued to bowl to his field, although there were some unusual field positions for an opening bowler. He had a lot of young opening batsmen caught at short cover off slow full tosses early in the innings. No doubt they believed themselves the victim of his slower ball, but the reality was quite different..

Personally, I have some enduring memories of Michael. His 9-65 versus Cootamundra on the 84-85 Country Tour was one, although Darby Quoyle in his laconic and frank style managed to put Mick's fielding style in context with "Do fourth graders always run beside the ball." It was a privilege of course to supervise his record-breaking 57 third grade wickets in the 1995-96 season. However it has never been explained why in his only First Grade appearance in 1993-94 (a one-day competition game against Parramatta, on No 2 Oval) he was removed from the bowling crease with the figures of 5/2/1/10. Mind you, as a Committee member, Mick has never explained his enormously high absenteeism from meetings either.

Tom Watkins met "the Fazzler" in Thirds in 1989-90: ... "I found it disconcerting when his shoulder would sometimes 'pop out' in his opening over. Yet I found his ready supply of Silk Cuts most reassuring. He would regularly remind beaten batsmen that 'they go both ways' Over the last decade the noticeable changes have been few. Michael is simply balder, has more wickets, now drives a BMW and does not ask so often what we are going to do with our lives! Notably his calves are still superhuman. He loves a chat, a drink, a smoke, a wicket, a win, a sweep shot and a good contest ..."

Jim Dunlop only played with Mick 'in the twilight of his career': "I never got to see him bowl a blistering spell downwind when he blasted a side out cheaply. Perhaps it never happened. During the 1990s Michael would take 40 to 50 wickets a season by just doing enough with the ball and being a touch smarter than the man holding the bat. His other wicket-taking weapon was his constant befriending of the umpires, before during and after a game ... You could rely on Mick to get you out of a tight situation with the bat twice a year, with a wristy sweep shot or a thickish edge ... On a Saturday evening during the summer you could be sure to find Mick at the bar, invariably buying one or two for those young college students without a cent to their name...."

James Rodgers remembers of Mick:

Mick contributed to a couple of premierships, a couple of times runners up, a few more semi finals appearances, took over 500 wickets and a record number in third grade but Mick contributed far more than just a list of figures ... timeless moments spent at the Grandstand... nursing aching muscles with a cold beer talking over the day's events I do remember some less distinguished moments - ludicrous attempts to take catches off me at first slip, his customary first ball wide - his warm-up ball - followed by an unplayable outswinger histrionics when taken off as a bowler ... he got even more competitive as he got older

Brendan Hill was moved to write verse:

*In '97 Mick toured the UK
through England and Scotland and Wales
Though wickets were scarce - it would not swing away -
runs flowed smoothly like the good times and ales*

*From Lords to long lunches, reminiscing with friends
to black men speaking riddles in Leeds
Always willing, often beaming, he saw nights to their ends
A true legend in words and deeds*

What on earth are you going to do with your Saturdays now Mick?



Craig Tomko

Note: The contributors' prose was somewhat edited, mainly for reasons of space, but occasionally to avoid offending or defaming some individuals (a standard requirement with Craig). For those literary critics concerned by Brendan's grasp of poetic metre, he is, we understand, a graduate in Commerce and Law, not English.



Michael Farrow sending another delivery down at the batsman; speaking at the 1997-98 Presentation Dinner

FOURTH GRADE REPORT

At the start of each season in any of the lower grades, there are a host of new faces. Early in the season, the most important task is to bring these individuals together and form a team willing to fight together out in the middle. Fortunately fourth grade were able to generate this team atmosphere early and string together several wins which eventually led to a place in the playoffs.

Our season started with a wet Saturday, allowing AFL fans the rare opportunity of sitting back and watching the Grand Final live. The following week saw Uni tear apart the Easts attack, scoring 6-277 declared from 57 overs with Ed Cowan top scoring with a fine 99. However, Easts returned the punishment to pass Uni's score off 62 overs for the loss of 7 wickets. On the following Monday, we returned to the same pitch and scored 326 with Nick Ridley (133) and Matt Pemberton (113) setting a new fourth grade record of 211 for the first wicket. Brendan Smith was the star of the Uni bowlers with 4-50 as Balmain were dismissed for 211. The following round saw an even more confident demolition of Northern Districts when Richard Kelly (115*) and Alex Morison (77*) put on 191 in an undefeated fourth wicket partnership as Uni declared at 3-315 on the second day in reply to ND's 171.

An in form UNSW proved much tougher opposition, tearing through the top order before Andrew Rolfe (114*) and Alex Morison (56) showed the determination that those before them lacked. They set a new fourth grade 7th wicket batting record of 122 as we recovered to a strong 8-274 at the end of day one. On the second day, UNSW put up a strong fight but were dismissed 30 in arrears shortly before stumps. Back at home, Hawkesbury proved no match for Uni with Liam Forde making an impressive grade debut taking ten wickets for the match including a hat-trick in the first innings. Hawkesbury's first innings total of 133 was easily surpassed before they again struggled in the second innings, finishing on 8-160. In round six against Petersham, Alan Humble's patient innings of 117, together with Andrew Rolfe's 86* took Uni to 4-292 on the first day. Petersham chased very positively but ended up 65 short. Liam Forde took another four wickets. After five wins in a row, Uni was placed equal second on the table and were playing very confidently. In the last match before Christmas, Sutherland recovered from 6-50 to reach 7-204 on a very hot December Saturday. A wet pitch on the second day did not help, but Uni should still have won following a half century to Andrew Dawson and good batting from Alex Morison. However, a collapse ensued and Uni lost 5-20 and finished 13 runs short.

After Christmas, Penrith posted a competitive total of 9-166 on a slow outfield in the first of the one day matches. Again, Uni collapsed after being in a winning position and lost by 34 runs. Liam Forde's five wickets were the highlight of the day. Mosman found Uni's total of 182 (M Pemberton 75) easy to overhaul in round nine. During this game, one of the season's more bizarre events occurred: a Mosman batsman lost a \$10 bet with Jason James over whether a particular ball would be hit for 6. The batsman not only didn't hit a 6 but got out as well. Having suffered our third defeat in a row, we fell out of the top six for the first time. A wash out against Manly was followed by a rain affected one day match against North Sydney. Richard Kelly's 78 was the highlight of Uni's 6-240. North Sydney were demolished for 77 by Dylan Connell (4-17) and Michael Culkoff (3-23). A one dayer the following week against Fairfield saw Uni continue their winning form, helped mainly by Dylan Connell and Andrew Bachelard's match winning last wicket partnership of 36. 180 was too much for Fairfield after tight bowling from Michael Culkoff (4-14). Dylan Connell capped off a fine all round performance taking three wickets. Randwick were always going to prove a tough team to beat, but when they were dismissed for 128 (Brendan Smith 5-35) and Uni ended the day 2-66, victory seemed highly likely. The second day was in complete contrast, Uni struggling to a one wicket win. Gordon were let off the hook and finished with 9-170 in the one-dayer at Uni after being 6-29.

Michael Culkoff bowled well, claiming 4-29. Richard Kelly's 76* guided Uni to a five wicket win. Uni played very well in the last round, scoring 8-310 on the first day (Matt Pemberton 88) and then dismissing Saints for 126 (Liam Forde 4-19).

FOURTH GRADE REPORT - Cont'd

Finishing in third position after fifteen rounds, Uni hosted Penrith on Number One in the preliminary finals. Batting first on a soft wicket, Uni was thoroughly outplayed in the first session. The total of 42 in 22 overs told the story. Penrith's bowlers used the conditions well and Uni's batsmen succumbed without much fight. When Penrith's fifth wicket fell, the score stood at 65 and Uni had fought back into the match. A 50 run partnership then ensued, Penrith going to tea at 7-119. Dylan Connell (5-37) claimed the last three wickets after tea as Penrith were dismissed for 152. University were left with 20 overs on the first day, going to stumps at 2-51. Aggressive batting early on the second day was exactly what was needed, but steady wickets fell and, with the sixth wicket falling on 103, Uni had still not passed Penrith's total. Michael Culkoff was the backbone of a rear-guard action which got Uni to 166. All the bowlers tried hard to create the upset in the second innings, however Penrith batted well on the flat wicket and scored the required 57 for the loss of only two wickets. With the news that Randwick had lost their match, University's season ended. This was a disappointing way to end what was a very successful season, but we were outplayed by a side who showed us how to play finals cricket.

Matt Pemberton had another superb season. With a good eye and a full array of shots, he dominated the opposition bowling on several occasions, setting the foundation for large team totals. His catching, especially in slips, was outstanding.

James Wood had a difficult season, graded in 2nds and ending in 4ths after a short stint in 5ths. To his great credit, he continued to put in his best effort when others might have stopped playing. This commitment should bring about better results when in a more stable environment.

Andrew Rolfe had a phenomenal season. A strong defence formed the basis of his performance as he showed great patience when in difficult situations. When in control his lofted shot to deep mid-wicket brought many runs. His concentration will be valuable in higher grades.

Richard Kelly also had an excellent season, scoring almost 500 runs. His weight of runs in this grade year after year have not been rewarded with the amount of opportunities he deserves in higher grades. Hopefully this will change.

Andrew Dawson became wicket keeper early in the season and performed excellently behind the stumps. His batting suffered the most from work commitments which made training difficult to attend. Having his experience in the side was a great help to the captain throughout the season.

Brendon Smith moved up and down between 3rds and 4ths all season. His miserly controlled swing bowling is too good for 4th grade. Despite finding himself batting much lower in the order than his talent deserves, he still managed to make an impact with some gritty innings and who could forget the Randwick game where he guided us to victory.

Michael Culkoff is a very talented bowler who bowls better against stronger opposition. Unfortunately he lost enthusiasm mid season and both his batting and bowling suffered. If he can sustain the dedication he displayed late in the season over a whole season, he will no doubt perform well at higher levels.

Dylan Connell's antics and jovial personality tend to give the impression that he takes everything easy, but he always puts in 100% and never gives up. His form late in the season was excellent. His comments about the James' dog were perhaps not worthy of similar praise. If you look at his figures, Jason James had a somewhat disappointing season. He has a lot of talent as an off-spin bowler and on many occasions bowled some probing spells for very little reward. However, he is very hard on himself and loses confidence when a couple of slogs come off.

FOURTH GRADE REPORT - Cont'd

Liam Forde had a brilliant season, including a hat-trick and 10 wickets on grade debut. Liam bowled at a lively pace with superb control and as a result claimed many victims bowled. He is also a very hard worker, capable of lengthy spells. He will play much higher than 4ths in seasons to come.

Of the other players who played a few games, Gavin Carroll headbutted Glenn Thompson's knee, bringing Glenn's season to an abrupt halt, Alex Morison returned to 3rds after improving his control with the ball and scoring a lot of runs, Mike Mesley succumbed to injury and Sam Davis' fast bowling was a class above 4th grade.

There are many people to thank for helping make the season so successful. First of all Ian Fisher, who took on a mountainous amount of work and spent much of the week before each round on the phone making sure 11 players would turn up. Ross Ryan's organisation of training and all the off-field events on Saturdays such as afternoon teas and drinks often didn't get the appropriate thanks but made the job of captaining a lot easier and were much appreciated. I'd also like to thank James Rodgers, whose support throughout the season helped make my first season as captain thoroughly enjoyable. The Sports Union and the groundsmen, led by Graham, performed minor miracles on occasions. Against Gordon, they managed to get us on when all bar two other games were washed out. As a team we had many loyal supporters to made trips to all parts of the city. Most notably, Mr and Mrs James who were there offering us support every Saturday. I'd also like to thank Gary Pemberton, Tony Culkoff, Warwick Smith for their generous support week after week. Thanks also to Tim Forde who was by far the best scorer we had all season.

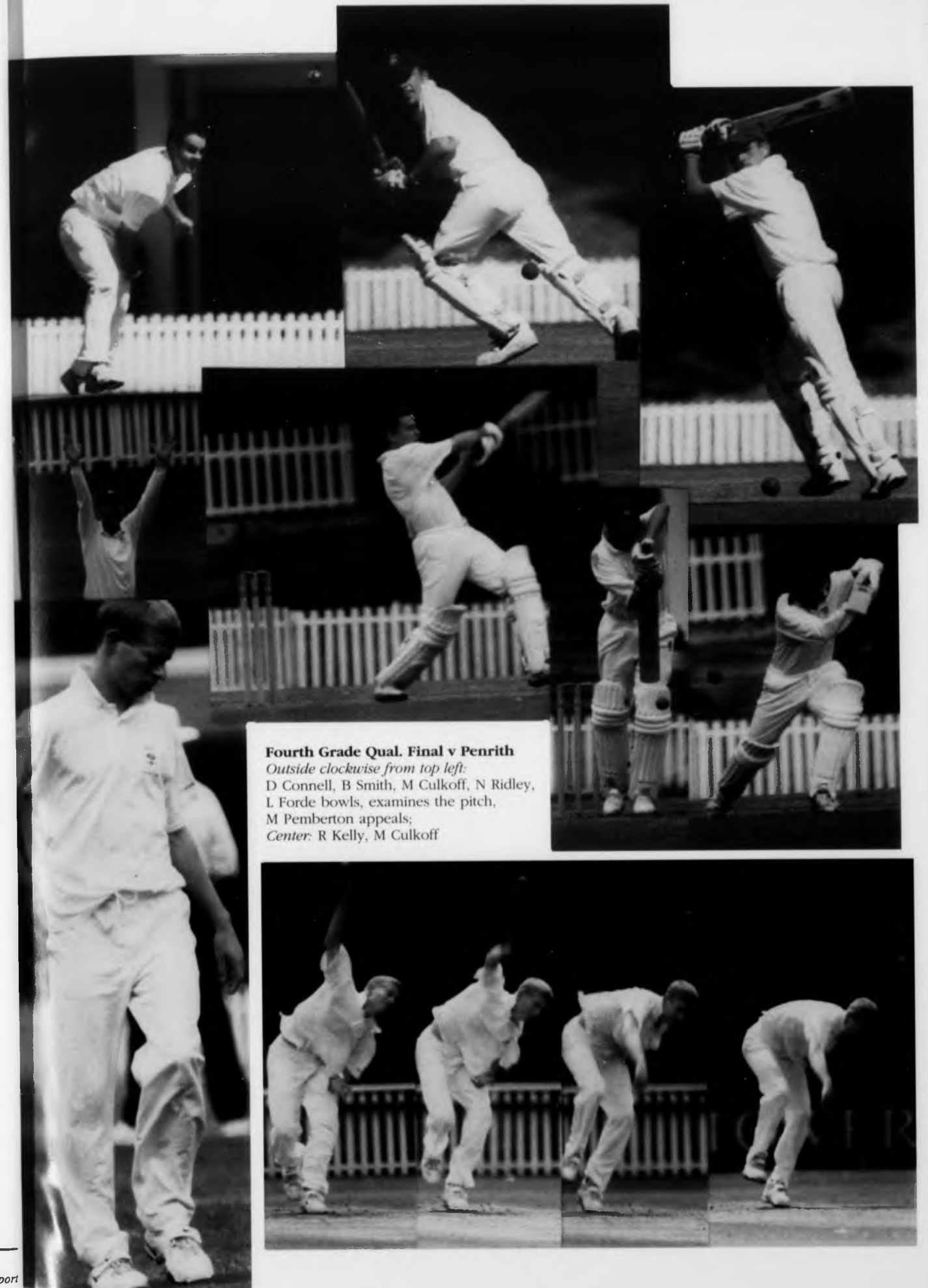
Finally I'd like to congratulate Fifth Grade and especially James Rodgers for a fantastic season and a deserved premiership.

Nick Ridley

FOURTH GRADE PLAYER STATISTICS

BEST PARTNERSHIPS

| | | | |
|--------------|----------------------|---------------------|---|
| 1st wicket: | 211 N Ridley (133) | & M Pemberton (113) | vs Balmain (new 4 th grade record) |
| 2nd wicket: | 107 M Pemberton (88) | & A Rolfe (34) | vs St George |
| 3rd wicket: | 50 M Mesley (25) | & R Kelly (42) | vs Mosman |
| 4th wicket: | 191* R Kelly (115*) | & A Morison (77*) | vs Northern District |
| 5th wicket: | 94 A Morison (46) | & A Dawson (65) | vs Sutherland |
| 6th wicket: | 45* R Kelly (76*) | & G Carroll (11*) | vs Gordon |
| 7th wicket: | 122 A Rolfe (114*) | & A Morison (56) | vs UNSW (new 4 th grade record) |
| 8th wicket: | 34 A Rolfe (114*) | & B Smith (17) | vs UNSW |
| | 34 M Culkoff (30*) | & M Moore (17) | vs St George |
| 9th wicket: | 54* A Rolfe (114*) | & M Culkoff (19*) | vs UNSW |
| 10th wicket: | 36 D Connell (35*) | & A Bachelard (14) | vs Fairfield |



Fourth Grade Qual. Final v Penrith
Outside clockwise from top left:
 D Connell, B Smith, M Culkoff, N Ridley,
 L Forde bowls, examines the pitch,
 M Pemberton appeals;
Center: R Kelly, M Culkoff



Fifth Grade Final Series action:

clockwise from top left: P O'Halloran, T Lester, J Rodgers, A Bachelard, Victory v Sutherland with C Cheetham, C Whittaker and A Bachelard facing camera; J Audet, Center: L McGowan



FOURTH GRADE PLAYER STATISTICS – Cont'd

BATTING & FIELDING

| Name | Inns | NO | HS | Runs | Avg | C | St |
|---------------|------|----|------|------|-------|----|----|
| A. Humble | 1 | 0 | 117 | 117 | 117.0 | | |
| A. Morison | 4 | 2 | 77* | 196 | 98.0 | 1 | |
| A. Rolfe | 10 | 3 | 114* | 367 | 52.4 | 4 | |
| E. Cowan | 2 | 0 | 99 | 100 | 50.0 | 0 | |
| M. Pemberton | 14 | 0 | 113 | 497 | 35.5 | 12 | |
| R. Kelly | 17 | 3 | 115* | 491 | 35.1 | 2 | |
| N. Ridley | 17 | 0 | 133 | 525 | 30.9 | 6 | |
| J. Audet | 2 | 1 | 30 | 30 | 30.0 | 0 | |
| M. Mesley | 4 | 0 | 40 | 105 | 26.3 | 1 | |
| A. Dawson | 13 | 0 | 65 | 225 | 17.3 | 17 | 1 |
| M. Moore | 1 | 0 | 17 | 17 | 17.0 | 1 | |
| M. Culkoff | 12 | 3 | 30 | 147 | 16.3 | 1 | |
| T. Cowan | 2 | 0 | 18 | 31 | 15.5 | 0 | |
| B. Smith | 9 | 2 | 27 | 111 | 15.9 | 1 | |
| D. Connell | 8 | 3 | 35* | 77 | 15.4 | 3 | |
| J. Wood | 13 | 0 | 54 | 186 | 14.3 | 7 | |
| A. Bachelard | 1 | 0 | 14 | 14 | 14.0 | 0 | |
| G. Carroll | 6 | 1 | 13 | 36 | 7.2 | 2 | |
| L. Forde | 4 | 2 | 12* | 14 | 7.0 | 2 | |
| J. James | 10 | 4 | 9 | 19 | 3.2 | 6 | |
| S. Davis | 4 | 2 | 4* | 6 | 3.0 | 2 | |
| P. O'Halloran | 1 | 0 | 6 | 6 | 6.0 | 0 | |
| D. Ward | 1 | 0 | 3 | 3 | 3.0 | 4 | 1 |
| T. Croft | 1 | 0 | 0 | 0 | 0.0 | 2 | |
| N. Ryan | 1 | 0 | 0 | 0 | 0.0 | 0 | |
| G. Thompson | 1 | 0 | 0 | 0 | 0.0 | 0 | |
| A. Webster | dnb | | | | | 1 | |

BOWLING

| Name | Overs | M | W | Runs | Aver | Best |
|--------------|-------|----|----|------|------|------|
| M. Mesley | 4.1 | 1 | 3 | 7 | 2.3 | 2-0 |
| L. Forde | 121.0 | 31 | 30 | 291 | 9.7 | 6-60 |
| N. Ridley | 12.0 | 2 | 4 | 41 | 10.3 | 2-6 |
| D. Connell | 74.2 | 17 | 16 | 207 | 12.9 | 5-25 |
| B. Smith | 175.1 | 35 | 25 | 436 | 17.4 | 5-35 |
| M. Culkoff | 202.1 | 42 | 30 | 540 | 18.0 | 4-14 |
| A. Webster | 19.0 | 9 | 2 | 37 | 18.5 | 1-10 |
| S. Davis | 50.0 | 10 | 7 | 130 | 18.6 | 3-22 |
| N. Ryan | 9.0 | 1 | 1 | 24 | 24.0 | 1-24 |
| E. Cowan | 5.0 | 0 | 1 | 25 | 25.0 | 1-25 |
| T. Croft | 31.0 | 2 | 4 | 139 | 34.8 | 2-50 |
| M. Pemberton | 21.0 | 7 | 2 | 73 | 36.5 | 1-2 |
| J. James | 170.0 | 42 | 13 | 512 | 39.4 | 3-45 |
| A. Morison | 69.0 | 5 | 6 | 289 | 48.2 | 2-56 |
| A. Dawson | 3.0 | 0 | 0 | 14 | * | |
| A. Bachelard | 11.0 | 2 | 0 | 18 | * | |
| G. Thompson | 6.0 | 1 | 0 | 18 | * | |
| J. Wood | 15.0 | 5 | 0 | 48 | * | |

FIFTH GRADE REPORT



SUCC Fifth Grade Minor Premiers and Premier 1998-99

From left: P O'Halloran, T Lester, L McGowan, C Cheetham, M Moore, M Wilson, J Rodgers (Capt), A Bachelard, T Croft, J Audet, H Esplin; Not present: C Whittaker.

On the Easter weekend, Sydney University won the Fifth Grade premiership for the fifth time since 1980-81. Over that weekend, infinitely more momentous events unfolded around the world. Thousands of Albanians were being herded to the borders of their homeland; East Timor ran with new spilled blood; Shane Warne was dropped from the Australian Test team and it rained in torrents over Sydney. But at 8.45am on Sunday 3rd April, just for a moment, the most important event was the umpires' announcement that the 5th Grade final, at the Old Kings ground, was to be abandoned without a ball having been bowled. Thus, Sydney University were Fifth Grade Premiers for the first time since 1988-89, when, co-incidentally the final was also completely washed out and University was captained by another Rodgers, my brother, Patrick.

This Fifth Grade season had all the hallmarks of a Rossini opera. There were two Acts. Act I was, for the most part, routine. The team was seemingly content to keep things moving along at predictable pace; momentum being, as ever, a fail-safe device. In Act II, we experienced that sense of achievement which comes from players forced to expand their range and depth. It was here that we brought things together with increasing panache and resilience in an atmosphere of tight, competitive, ruthless endeavour.

The contrast is seen by considering two games five months apart. In October Northern District quite inexplicably sent us in. We returned the favour by declaring at stumps at 3 for 335, Rolfe and Wilson both having scored centuries in a 184 run opening partnership. We bowled them out for 250 on the second day (the only time a team scored over 200 against us all season and one of only two times when a team batted for more than 70 overs) but we meandered through the afternoon, victory assured after they were 2 for 25. We allowed them to proceed from 8 for 190 by dropping three catches with Paul O'Halloran's stunning one handed diving catch in the outfield finishing the match.

FIFTH GRADE REPORT - Cont'd

In contrast, the Round 15 match in March against St George provided far more enthralling cricket and forced us to live by our wits. We batted, probably in error, on a well-grassed (i.e. hardly prepared) St Paul's wicket against a team which needed to beat us to make the final six. They has us a precarious 8 for 89 (Lester lbw first ball) but McGowan's carefully constructed 22 and Bachelard's belligerent 31 enabled us to claw our way to 144. At stumps, from 25 overs St George were 4 for 69 - all four to Tim Croft who bowled with fire and spirit. They needed only another 76 with two batsmen seemingly well set but on the second day Croft again challenged them with deliveries which had them backing away. He and Rodgers caused them to lose their last 6 wickets for 36 runs in a sustained display of focussed pressure.

In Act I, the redoubtable Andrew Rolfe dominated our batting before deserved albeit belated promotion. His five innings emphasized his class, his resilience and his insatiable desire for runs: 50 and 26 vs Easts; 73 vs Balmain; 106 vs Northern District; 66 vs Uni of NSW. It was not until two discards joined us in Act II that the batting took on a similar solidity. Tim Lester was understandably scratchy at first after some months enforced absence but he hit his straps with an elegant 57 (including an extraordinary six over extra cover) in the 2nd innings versus St George just before the finals. Then his batting in the qualifying final vs Sutherland (95 not out) and in the semi-final vs North Sydney (107) was measured, controlled, filled with Epicurean delight. Joe Audet was at his best in a scrap. He was combative, inventive and aggressive either in pinching quick singles or playing his square of the wicket shots with audacity. His century versus Randwick was the highlight of a season in which he confirmed his status as the hardest worker of all at training.

Throughout both Acts there remained a common batting theme. The indestructable, thoughtful, fastidious and to opposition bowlers, perverse, Mark Wilson. His 120 vs Northern District was his third century in 5th Grade, but this was on a benign pitch. Of greater value were his contributions when we hovered on the edge: his 46 saw us home in a low scoring game against Hawkesbury. His 55, and 112 partnership with James Wood, set the innings back on even keel against Sutherland after we had been invited to bat and been 5 for 46, and enabled us to total 298. His 34 against Penrith was crucial in our 4 wickets win after we had been 4 for 20; his 34 while wickets fell around him contributed markedly to our 172 against Mosman - a score which enabled us to have enough up our sleeves to beat them outright.

Other batting contributions were fitful and hesitant and only occasionally productive. There were some diamonds amid the dross: Hamish Esplin's 56 not out vs Easts stays in the memory for its fluent cover driving and crisp authority. Chris Cheetham's 56 not out vs Northern District was nicely measured as he played skillfully off his toes; Gavan Carroll's 50 not out in 39 minutes vs Petersham and 57 (five fours and 2 sixes) versus Mosman (both in second innings to set targets) showed that, at his best, he is far too good for this grade. Cameron Whittaker's 35 not out against Penrith showed his gritty determination; and Paul O'Halloran's concentrated and elegant batting in the finals marked him as the young cricketer of this side most likely to make an impact in much higher grades.

Our bowling in Act I was workmanlike, not especially threatening, except when Sam Davis breezed in for one match, took nine wickets in two innings and flattened a few stumps and a number of vastly inflated opposition egos. Dylan Connell had some productive days on flat wickets before a well-deserved recall to 4th Grade where he stayed and prospered. For the most part, Wilson, McGowan and Rodgers ground down opposing batting line-ups more by attrition than by brilliance.

In Act II, on increasingly rain-affected wickets, defending smaller totals, our bowlers were inspired by the exhilaration of competition. Tim Croft was penetrative, damaging and controlled. He had two memorable matches where his hostility had batsman fending him off in hope. His 13 for 97 (8-40 and 5-57) vs Mosman and 8-47 vs St George were remarkable efforts and helped towards his 44 Club wickets for the season - for the second consecutive season the most in the Club.

The rebarbative Andrew Bachelard found rhythm, aggression and sustained pace late in the season. His trojan efforts in the qualifying final and semi-final assisted us into eminence. With the first ball of the season he took a wicket (a shame that the umpire was not convinced that the ball which McGowan had caught had hit the batsman's gloves) and, with the last of the season, induced the catch that McGowan accepted at mid-off which finished the semi-final. Through all this Wilson, McGowan and Rodgers continued their miserly, thoughtful bowling which was too accurate for many impetuous opposition batsmen.

In this atmosphere, lower order batting contributions were crucial. Bachelard (24) and Moore (16 not out) took us from 8 for 48 to 9 for 89 on an old-fashioned sticky wicket against North Sydney. Wilson and Croft added 37 in 8 overs against Gordon, after we had been 6 for 70, to win the match on another wet wicket. McGowan, Bachelard and Rodgers took us from 8 for 89 to 144 in a match we won by 47 runs against St George.

Similarly, fielding became more urgent, desperate and committed. Joe Audet was invaluable, either snapping up stinging catches at first slip or running fielding routines on Thursdays and as part of the Saturday warm-ups. Michael Moore ensured that the team was sharply focussed. Behind the stumps, he gave much confidence to the bowlers. Chris Cheetham's three catches on the boundary against Mosman stand out, as do Hamish Esplin's one handed running outfield catch against Sutherland, Liam McGowan's reflex catches at short leg and Paul O'Halloran's two run outs against Fairfield.

This, then, produced a renewed sense of excitement that jangled nerves, that tested mettle, that rewarded adventurous, aggressive, positive cricket for a side that believed in itself, confident to assert its authority in the cut and thrust of the finals.

Why, then, were we Premiers? We had stability (we used only 23 players, 7 of whom played in three games or fewer), experience, a sense of competitiveness, a happy ability to enjoy each other's company despite diversity in interests, backgrounds and personalities; dashes of inspiration; loads of talent; fierce belief in our ability. My grateful thanks to all those who contributed, especially those off the field, particularly Ian Fisher, and to the captains above and below, Nicholas Ridley and David Dawson, who deserved all the rewards which came their way.

And so, this was a Premiership, won by not taking the field in a washed out final. Diminished because of this? Not a bit of it! Every bit as satisfying! A just reward for playing winning cricket for the other 25 weeks of the season and thoroughly deserved for this team which knew how to win, how to create and sustain winning positions and how to celebrate victory and this cherished Premiership.

James Rodgers

Qualifying Final: vs Sutherland at Uni No 2 Oval 20-21 March 1999

Sydney University 136 (C Cheetham 22) and 207 (T Lester 95 not out, P O'Halloran 28, C Whittaker 22, M Moore 22) defeated Sutherland 130 (A Bachelard 5-44 off 18.1 overs, J Rodgers 2-18 off 10, T Croft 2-47 off 15)

In retrospect, this was the most crucial game of the season. Had we lost, we would still have played the semi final but we would have been relegated to fourth place thus forfeiting home ground advantage and the advantage which accrues when a game is left drawn. When the Final was washed out and we cast our minds back to the Sunday morning of this match when we won by 6 runs, the full implications of all this were realised!

Batting was always difficult in this game. The ball moved around; the bowling was tight; fielding was desperate; the outfield was slow, especially on the second morning because of extremely heavy dew (On this morning Sydney experienced a quite rare weather event - a heavy fog.)

Our innings was hesitant although Audet and Cheetham did bat for 70 minutes in an opening partnership which saw out the early movement and overcame some nerves. (On the adjacent No 1 oval our Fourth grade side were being bowled out for 42 by Penrith in their qualifying final). O'Halloran's measured innings and Bachelard's controlled hitting produced a competitive total. Wickets fell steadily in Sutherland's reply and at stumps they were 6 for 87. Bachelard and Croft had bowled quickly and threateningly, McGowan picked up a vital wicket and Moore caught four (but did drop a difficult one from Croft just before stumps).

On the Sunday morning, their seventh wicket was their most productive in a bold counter-attack. At 6 for 118, they looked secure. Morriss nudged runs; Reynolds played audacious shots through the off side. The bowling did tighten up. Bachelard bowled manfully throughout the session; Rodgers found and kept his line until he had Morriss lbw ... 19 to win, 3 wickets left. Meadows played back to Bachelard and was also lbw ... 19 to win, 2 wickets in hand. At this stage, it seemed that Reynolds would have to score most of the runs himself. He lifted Bachelard one bounce to the sight screen then stroked Rodgers to long on for 4 ... 12 to win. We had to stay calm and patient and rely on the pressure of the situation getting to the batsmen. Rodgers tossed one wider, Reynolds tried to hit over cover, got the outer half and hit the ball straight to Whittaker (who had been moved back in the previous over) at square cover! This left 12 to win and one wicket. Soon after Bachelard jagged one back to Houston, hit the inside edge, Moore dived forward to take the catch which was given out after a brief umpires' consultation. We lead by six runs.

Batting in our second innings became increasingly free but Lester was dominant, pacing his innings, negotiating the strike, nurturing his partners, especially O'Halloran whose 28 was a mature and invaluable contribution. Lester's century was only denied by the ineptitude of our number 11.

Semi-final vs North Sydney at Sydney University No 1 Oval 27-28 March 1999

Our innings was dominated by and constructed around Lester who batted masterfully, hitting only 3 fours but concentrating with exemplary composure and focus. He was assisted initially by Audet, Esplin and Wilson who with him each added at least 50 for the respective 2nd, 3rd and 4th wickets, to reach a position of 4 for 162 toward the end of the middle session, when O'Halloran joined Lester. After the latter's dismissal for 107 at 5 for 185 (bowled by Miller whose 6 for 61 from 32.1 overs was a fine effort), O'Halloran batted through with the tail. Importantly, Croft and Rodgers saw out the final 45 minutes of that first day, adding 21 for the last wicket.

FIFTH GRADE REPORT - Cont'd

On the following morning on a dampish pitch, North's reply was destroyed by Bachelard and Croft whose aggression caused four catches behind the wicket and had them 5 for 42. Sterling resistance came from Brewster (28), Miller (45) and O'Connor (43), and it needed firm concentration from our bowlers to chip away at the tail. Bachelard thoroughly deserved his six wickets. He bowled with control and pace throughout three spells. In addition, Wilson's ten miserly overs before and after tea, before the new ball was taken, dragged the match back when it appeared that Miller and O'Connor were building a significant and free scoring partnership. With the final ball of his nineteenth over Bachelard had Frawley caught at mid-off and we had won by 73 runs.

SYDNEY UNIVERSITY vs NORTH SYDNEY at University No 1 Oval 27th-28th March 1999

Sydney Uni - 1st innings

| Player | Dismissal | Runs | O | M | R | W | |
|---------------|-----------------------|------------|----------|------|----|----|---|
| C. Cheetham | lbw O'Connor | 3 | | | | | |
| J. Audet | c O'Connor b Miller | 32 | | | | | |
| T. Lester | b Miller | 107 | | | | | |
| H. Esplin | c Thompson b Miller | 19 | Thompson | 18 | 2 | 62 | 0 |
| M. Wilson | c Brewster b Lloyd | 15 | O'Connor | 25 | 7 | 48 | 3 |
| P. O'Halloran | c Brewster b O'Connor | 36 | Miller | 32.1 | 11 | 61 | 6 |
| L. McGowan | c Brewster b Miller | 7 | Frawley | 15 | 6 | 25 | 0 |
| M. Moore | c. Brewster b Miller | 3 | Hopwood | 14 | 1 | 28 | 0 |
| A. Bachelard | lbw O'Connor | 6 | Lloyd | 7 | 0 | 20 | 1 |
| T. Croft | not out | 16 | | | | | |
| J. Rodgers | c Frawley b Miller | 5 | | | | | |
| Sundries | | 9 | | | | | |
| TOTAL | | 252 | | | | | |

Fall: 8, 58, 108, 162, 185, 201, 215, 224, 231, 252. Overs: 111.1

North Sydney - 1st innings

| Player | Dismissal | Runs | O | M | R | W | |
|--------------|-----------------------|------------|-----------|----|----|----|---|
| K. Sharp | c Esplin b. Croft | 12 | | | | | |
| S Ball | b Bachelard | 0 | | | | | |
| C. Clancy | c McGowan b Bachelard | 16 | | | | | |
| S Brewster | lbw Croft | 28 | Croft | 16 | 3 | 42 | 3 |
| N. Lloyd | c Moore b Bachelard | 0 | Bachelard | 19 | 4 | 38 | 6 |
| A Knapp | c Esplin b Bachelard | 4 | McGowan | 12 | 1 | 24 | 0 |
| J Hopwood | c Rodgers b Bachelard | 11 | Rodgers | 21 | 10 | 30 | 1 |
| D Miller | b Rodgers | 45 | Audet | 6 | 0 | 26 | 0 |
| J O'Connor | not out | 43 | Wilson | 10 | 5 | 15 | 0 |
| M Thompson | b Croft | 14 | | | | | |
| B Frawley | c McGowan b Bachelard | 0 | | | | | |
| Sundries | | 6 | | | | | |
| TOTAL | | 179 | | | | | |

Fall: 4, 26, 28, 32, 42, 64, 91, 142, 178, 179. Overs: 84

FIFTH GRADE PLAYER STATISTICS

PARTNERSHIPS

| Wicket | Runs | Time | Player 1 | Player 2 | Runs | Opposition |
|-------------------------|------|------------|-------------------|--------------------|---------------------|------------|
| 1 st wicket | 184 | (184 mins) | M. Wilson (120) | & A. Rolfe (106) | vs Northern Dist's | |
| 2 nd wicket | 119 | (120 mins) | J. Audet (107) | & T. Lester (47) | vs Randwick | |
| 3 rd wicket | 110 | (100 mins) | H. Esplin (56*) | & A. Rolfe (50) | vs Easts | |
| 4 th wicket | 54 | (95 mins) | T. Lester (107) | & M. Wilson (15) | vs Nth Syd (Semi) | |
| 5 th wicket | 88 | (75 mins) | A. Rolfe (66) | & J. Quigley (39) | vs UNSW | |
| 6 th wicket | 112 | (100mins) | J. Wood (63) | & M. Wilson (55) | vs Sutherland | |
| 7 th wicket | 74 | (80 mins) | M. Wilson (47*) | & L. McGowan (41) | vs UNSW | |
| 8 th wicket | 34 | (19 mins) | T. Lester (95*) | & M. Moore (22) | vs Suth'd (Q Final) | |
| 9 th wicket | 41 | (40 mins) | A. Bachelard (24) | & M. Moore (16*) | vs Nth Sydney | |
| 10 th wicket | 50 | (40 mins) | M. Moore (48) | & J. Rodgers (10*) | vs Sutherland | |

BATTING & FIELDING

| Name | Inns | NO | HS | Runs | Avg | C/St |
|---------------|------|----|-----|------|------|-------|
| A. Rolfe | 5 | 0 | 106 | 321 | 64.2 | 0 |
| T. Lester | 8 | 1 | 107 | 363 | 51.8 | 1 |
| M. Wilson | 19 | 5 | 120 | 477 | 34.1 | 6 |
| G. Carroll | 9 | 1 | 57 | 218 | 27.3 | 3 |
| J. Audet | 14 | 0 | 105 | 311 | 22.2 | 6 |
| P. O'Halloran | 9 | 1 | 40 | 160 | 20.0 | 2 |
| M. Moore | 8 | 2 | 48 | 116 | 19.3 | 18 |
| J. Quigley | 6 | 0 | 39 | 114 | 19.0 | 7+1st |
| C. Whittaker | 7 | 2 | 35* | 94 | 18.8 | 6 |
| C. Cheetham | 16 | 2 | 56* | 250 | 17.9 | 7 |
| L. McGowan | 16 | 2 | 42 | 249 | 17.8 | 10 |
| D. Connell | 8 | 2 | 19 | 95 | 15.8 | 3 |
| H. Esplin | 17 | 2 | 56* | 233 | 15.5 | 9 |
| A. Bachelard | 6 | 0 | 31 | 89 | 14.8 | 2 |
| T. Croft | 9 | 3 | 24* | 74 | 12.3 | 4 |
| J. Rodgers | 12 | 8 | 10* | 33 | 8.3 | 6 |
| T. Jarvis | 9 | 1 | 20* | 61 | 7.6 | 8 |
| Also batted: | | | | | | |
| J. Wood | 1 | 0 | 63 | 63 | 63.0 | 1 |
| C. Pelly | 4 | 1 | 21* | 64 | 21.3 | 4 |
| C. Polites | 3 | 0 | 14 | 39 | 13.0 | 1 |
| P. Reese | 2 | 0 | 16 | 24 | 12.0 | 1 |
| S. Davis | 1 | 0 | 6 | 6 | 6.0 | - |
| E. Quoye | 1 | 0 | 0 | 0 | 0.0 | - |

BOWLING

| Name | O | M | W | Runs | Avg | Best |
|--------------|-------|----|----|------|------|------|
| A. Bachelard | 79.1 | 18 | 16 | 189 | 11.8 | 6/38 |
| T. Croft | 146.0 | 29 | 34 | 409 | 12.0 | 8/40 |
| M. Wilson | 132.3 | 38 | 22 | 272 | 12.4 | 4/17 |
| J. Rodgers | 152.2 | 44 | 25 | 316 | 12.6 | 4/16 |
| L. McGowan | 174.0 | 34 | 26 | 452 | 17.4 | 5/36 |
| D. Connell | 103.2 | 24 | 11 | 272 | 24.7 | 3/41 |
| T. Jarvis | 62.2 | 8 | 9 | 228 | 25.3 | 3/23 |
| Also bowled: | | | | | | |
| H. Esplin | 8.0 | 1 | 4 | 27 | 6.7 | |
| S. Davis | 27.0 | 7 | 9 | 71 | 7.9 | |
| E. Quoye | 5.0 | 1 | 1 | 10 | 10.0 | |
| J. Wood | 13.0 | 2 | 5 | 60 | 12.0 | |
| C. Pelly | 31.0 | 4 | 7 | 105 | 15.0 | |
| J. Audet | 25.5 | 3 | 3 | 82 | 26.3 | |
| T. Lester | 14.0 | 1 | 1 | 48 | 48.0 | |
| A. Rolfe | 1.0 | 0 | 0 | 2 | - | |

SIXTH GRADE REPORT

Sixth grade once again competed in the Gordon District A grade competition. The team had a relatively successful season, reaching the semi finals for the first time since 1989-90, by finishing in fourth place.

The task of reaching the semi finals was made easier this season by the number of teams in the competition being reduced from the usual ten to eight. The two clubs who left the competition, North Sydney and Maccabi played in the newly formed Metropolitan Cup, Maccabi, spearheaded by former Sheffield Shield player Steve Hertzberg won the competition, whilst North Sydney reached the semi finals. I believe Sydney University should look to transfer to this competition in 1999-2000.

The semi final itself was played against the strong Gordon Veterans club, it was a game where Sydney University was very competitive, however in the end the experience of the Gordon Veterans proved to much of a hurdle to overcome.

Jai Anderson provided the best possible start by taking a wicket off the first ball of the game. Throughout the first session Sydney University worked very hard in the field to have Gordon at 5-91. It was at this point that Gordon were able to come back into the match with ex first graders Marty Reynolds and Ken Purcell both reaching unbeaten hundreds. Gordon finished their innings at 5-276, under the rules being forced to declare at the end of the day. Guy Brennan's bowling on this day was some of the best I had seen in this grade of cricket. Guy beat the edge so many times during his first two spells, which totalled 14 overs for 28 runs that it was cruel. After the game, both batsmen felt it was a major turning point in the match when Guy was replaced in the attack.

On the second day, Sydney University were once again always pressured throughout their innings. Whenever we looked to be getting into a reasonable position we inevitably lost a wicket. At one stage we were 5-151 we had played ourselves into a position where we were some chance, with Simon Burnett playing well to reach 42 and Guy Brennan reaching 39. At this point another former first grader Mick Laird, came back into the attack and destroyed the lower half of the batting to see Sydney University all out for 154.

The season overall was a most enjoyable one. It was a privilege to captain the team each week as I was surrounded by a really good bunch of blokes. Once again I must thank everybody who has helped me with running the team each week and particularly Ian Fisher and James Rodgers. Without their contribution my role would be very much more difficult. Congratulations to James and his fifth grade side. After being the best team in the competition in 1997-98 it was great to see the team win the premiership this season.

One of the high points for me this year was to have two players in my team who graduated from our inaugural AW Green Shield team of 1997-98. After having their initial contact with the club through Green Shield it is good to see that these players have remained with the club whilst still at school. I am sure that both Simon Burnett and Liam Hibbert learned a lot about the game this season. I am sure the experience they gained in sixth grade this year will have a positive effect on their future playing careers. To everyone who played sixth grade this year, thanks for your efforts. I hope to see you all next season.

David Dawson

SIXTH GRADE PLAYER STATISTICS

PARTNERSHIPS

| | | | | |
|------------------------|-----|-------------------|----------------------|-----------------------|
| 1 st wicket | 114 | P. Reese (105*) | & S. Rose (53) | vs Gordon Vets |
| 2 nd wicket | 99 | P. Reese (110) | & S. Rose (54) | vs Wanderers |
| 3 rd wicket | 110 | D. Dawson (79) | & P. O'Halloran (62) | vs Gordon Colts |
| 4 th wicket | 129 | P. Reese (110) | & S. Burnett (23) | vs Wanderers |
| 5 th wicket | 136 | C. Whittaker(123) | & S. Burnett (56) | vs CBOBs (new record) |

| | | | | |
|-------------------------|-----|-------------------|--------------------|-----------------------|
| 5 th wicket | 136 | C. Whittaker(123) | & S. Burnett (56) | vs CBOBs (new record) |
| 6 th wicket | 67 | G. Brennan (48) | & S. Burnett (27) | vs Gordon Vets |
| 7 th wicket | 33* | D. Dawson (8*) | & J. Keene (21*) | vs Wanderers |
| 8 th wicket | 36 | D. Dawson (19*) | & J. Hanrahan (30) | vs Combined |
| 9 th wicket | 18 | B Wood (60*) | & M. Moore (1) | vs Combined |
| 10 th wicket | 35 | B. Wood (60*) | & J. Anderson (0) | vs Combined |

Centuries:

| | | |
|-------------------|------------------|-----------------------|
| Paul Reese | 110 vs Wanderers | & 105* vs Gordon Vets |
| Cameron Whittaker | 123 vs CBOBs | & 143* vs West Pymble |

BATTING & FIELDING

| Batsman | Inns | NO | HS | Runs | Ave | Cts |
|--------------|------|----|------|------|-------|-----------------------------------|
| B Wood | 2 | 1 | 60* | 73 | 73.00 | - |
| C Whittaker | 5 | 1 | 143* | 287 | 71.75 | 1 (new record for season average) |
| P O'Halloran | 3 | - | 62 | 90 | 30.00 | - |
| P Reese | 7 | 1 | 110 | 278 | 46.33 | 4 |
| G Brennan | 4 | - | 48 | 96 | 24.00 | 2 |
| A Bachelard | 5 | 3 | 27* | 46 | 23.00 | 2 |
| J Keane | 11 | 2 | 52 | 204 | 22.67 | 1 |
| S Rose | 12 | - | 53 | 265 | 22.08 | 4 |
| D Dawson | 11 | 2 | 79 | 165 | 18.33 | 1 |
| S Burnett | 13 | - | 56 | 221 | 17.00 | 3 |
| J Hanrahan | 8 | 1 | 49* | 119 | 17.00 | 1 |
| N Carter | 4 | 1 | 20* | 36 | 12.00 | 2 |
| L Hibbert | 6 | - | 42 | 62 | 10.33 | 9+1s |
| J Drayton | 9 | 2 | 31* | 63 | 9.00 | 5 |
| N Castelino | 1 | 1 | 9* | 9 | * | - |
| P Indrakumar | 6 | 3 | 8* | 23 | 7.67 | - |
| T Croft | 3 | - | 17 | 20 | 6.67 | 1 |
| J Anderson | 5 | 2 | 10 | 15 | 5.00 | 3 |
| L Forde | 1 | - | 5 | 5 | 5.00 | - |
| M Moore | 3 | 1 | 8 | 9 | 4.50 | 1+2s |
| C Polites | 1 | - | 1 | 1 | 1.00 | - |

BOWLING

| Bowler | Ov | Runs | Wkts | Ave |
|--------------|----|------|------|-------|
| B Wood | 3 | 5 | 1 | 5.00 |
| A Bachelard | 68 | 236 | 16 | 14.75 |
| N Carter | 42 | 143 | 8 | 17.88 |
| D Dawson | 46 | 190 | 10 | 19.00 |
| P Indrakumar | 65 | 274 | 13 | 21.08 |
| L Forde | 34 | 86 | 4 | 21.50 |
| S Burnett | 42 | 130 | 5 | 26.00 |
| J Anderson | 74 | 292 | 11 | 26.55 |
| T Croft | 47 | 178 | 6 | 29.67 |
| J Drayton | 71 | 330 | 10 | 33.00 |
| C Whittaker | 3 | 33 | 1 | 33.00 |
| G Brennan | 50 | 165 | 4 | 41.25 |
| P Reese | 23 | 87 | 2 | 43.50 |
| J Keane | 13 | 75 | 1 | 75.00 |
| P O'Halloran | 6 | 45 | - | - |

POIDEVIN-GRAY SHIELD REPORT

Matches played - 7 Matches won - 3

The 1998-99 Poidevin-Gray side may best be described as one which failed to reach its full potential. Despite some sparkling moments from individuals and the side over the course of the season, there were crucial times when the team failed to consolidate good winning positions into victories.

After an underprepared beginning to the season the side performed poorly in being bowled out for 84 against Northern Districts. Our bowling response was encouraging, especially the early form of Jensen (1-39) and Forde (1-32), who bowled without luck until the target was reached.

Our second match, against Balmain, witnessed an excellent bowling display, typified by accuracy and penetration, and matched by a fine fielding performance. After early breakthroughs by Jensen (2-17) and Staunton, the latter showing tremendous fire, Forde (3-22) again excelled in delivering 12 straight overs for substantial reward. Morison (3-30) bowled particularly well in capturing some late wickets, deceiving Balmain's tail accurate 'chinamen' bowling.

The chase for the 130 runs for victory began very slowly and after some tight bowling from Balmain's opening pair Uni were 1-14 after 14 overs. Brewster came to the crease looking positive in a quickfire innings of 18. However it was Tom Cowan (41no) and Chris Graham (40no) who shared in a partnership of over fifty to give Uni victory. Both men batted with a mixture of aggression and fine placement to combat some tight bowling.

The side continued to improve in a dominant display against Penrith in the third round. Again our bowling excelled, limiting Penrith to a small total of 161 after earlier finding runs easy to come by. The spin of Ed Cowan (3-42) and Alex Morison (3-24) combined well on slow St Paul's College pitch to capture several wickets around the crucial 40 over point, thus preventing Penrith from scoring quickly in the later overs. Forde and Mornane also bowled tightly, thus building pressure which the spinners could capitalise on.

Pardy (32) and Ed Cowan (40) looked good in their opening stand of 63, before the former fell to a rash stroke. Cowan and Brewster (46no) continued to build positively towards the target in a stand of 58, with a solid contribution from Graham (26no) together with Brewster leading us to victory. It was a fine team display against one of the more favoured sides in the Poidevin-Gray competition.

The fourth round clash against Hawkesbury was always going to provide us with a tough challenge due to the strong batting line-up of the opposition and the game's scheduling in the Christmas-New Year period. Uni again lost the toss, for the third consecutive game, and were sent into the field on a scorching day, and the wicket a Benson's Lane 'belter'. Our initial bowling was tight, with Jensen and Mornane performing well despite the conditions. However, the performance of Greg Mail in nearly reaching his century ensured that we would be chasing a large total. Some ill-disciplined bowling and fielding in the latter overs saw Hawkesbury reach 270, although Pemberton contributed well with two late wickets against the flow.

Pardy fell early in our reply, which brought Ed Cowan and Brewster together. What resulted from this partnership was the best performance by a pair for the second wicket in not only Poidevin-Gray cricket, breaking the Farrar and Clark partnership record from the 1939-40 season, but also a new level for second wicket partnerships for any grade in the Club's history. The old record was Harry Rock and J M Taylor's 232 in First Grade in 1923-24. With this partnership Ed and Rowan also set a new record for any wicket in Poidevin-Gray competition for the Club. Both Cowan (129 in 167 minutes) and Brewster (109) displayed tremendous timing and power in smashing the bowling to all parts of the ground, shot selection a feature, in their stand of 236 runs. This batting was clearly the best by anyone we witnessed in the tournament and was a season highlight. Uni cruised to victory with six overs to spare, making 3-272.

POIDEVIN-GRAY SHIELD REPORT - Cont'd

After four rounds and three victories we were in a strong position to make the semi-finals, having played some strong sides and shown improvement in each performance. The one month break until the next fixture did not help our cause, as unfortunately shown in our performances in the next three games.

We bowled exceptionally well early against Manly to have them 7-95. Again ill-discipline and complacency then allowed Manly to slip away and post a total of 205. Culkoff (3-31) performed admirably after coming into the side as a late replacement, well supported by Jensen (3-44), who was the best of the early bowlers. At 2-92 in the 29th over our chase looked to be comfortable, until some rash strokeplay and tightened bowling began to mount pressure. Brewster and Pardy (51) added 71 for the second wicket, and Graham (36) also contributed well, but ultimately we choked in losing our last 4 wickets for 6 runs, for a total of 183.

North Sydney sent us in to bat with immediate success in Round 6. We limped to 4-25 early, Staunton and Tom Cowan then produced a gutsy stand of 66 before Tom was dismissed. Staunton (44) continued to bat well with the lower order and more valuable runs were gained with the help of Pemberton (38). Ultimately a total of only 179 on the small North Sydney No 2 oval was going to be hard to defend. Staunton again showed his class in producing good pace and lift to capture 5-56, rounding off a great individual performance. Several dropped catches spelled the end for Uni in this match, despite some deceptive spin from Morison, who bowled well without luck.

The last round match against Parramatta saw Uni deliver the performance of a team with the knowledge that they could not make the finals. With a shuffled batting line-up, Woods and Staunton began positively but again Uni lost early wickets. Pardy produced a solid 51 in the middle order, with a 47 run partnership with Cowan, and again Graham contributed in a 27 run stand with Pardy. The last five wickets fell for just 16 runs, and we failed to bat out our allotted overs. A score of 124 was not going to defeat Parramatta, one side destined for the semi-finals, although we toiled hard to take five wickets. Jensen (2-18) and Staunton (1-27) were the best of our bowlers.

Despite falling away at the crucial end of the season Uni has much to look forward to in the Poidevin-Gray competition. With the loss of only a few players through age, those returning need to build on the experiences and disappointment of our later games. Indeed with solid preparation and support next season the Poidevin-Gray side should play semi-finals, as ability is certainly not in question.

Thanks to Chris Graham (P-G Player of the Year), Tom Cowan and Liam Forde for your efforts, let us watch your grade careers flourish now that you have outgrown the "excesses of youth". Also thanks to Bill Pardy, John Brewster, Richard Cowan, other parents and Ian Fisher for your time and support throughout the Poidevin-Gray season, which is greatly appreciated.

*Steve Pardy
Captain*

POIDEVIN-GRAY SHIELD PLAYER STATISTICS

BEST PARTNERSHIPS

| | | | | | |
|-------------------------|-----|--------------------|---|-------------------|---|
| 1 st wicket | 77 | S. Pardy (38) | & | M. Mesley (28) | vs Gordon |
| 2 nd wicket | 236 | E. Cowan (129) | & | R. Brewster (109) | vs Hawkesbury * (new all grades record) |
| 3 rd wicket | 61* | A. Elbourne (35*) | & | A. Pearson (23*) | vs Gordon |
| 4 th wicket | 55 | A. Elbourne (60) | & | T. Cowan (27) | vs North Sydney |
| 5 th wicket | 116 | A. Elbourne (100*) | & | C. Graham (52) | vs Nthn Districts |
| 6 th wicket | 59 | A. Pearson (30) | & | B. Smith (30) | vs Parramatta |
| 7 th wicket | 2 | A. Elbourne (100*) | & | A. Webster (1) | vs Nthn District |
| 8 th wicket | 6 | A. Elbourne (100*) | & | P. Keene (0) | vs Nthn District |
| 9 th wicket | 29 | A. Morison (10) | & | P. Keene (22) | vs Parramatta |
| 10 th wicket | 13 | A. Elbourne (100*) | & | S. Jensen (3*) | vs Nthn District |

BATTING & FIELDING

| Name | Inns | NO | HS | Runs | Avg | C | St |
|--------------|------|----|-----|------|------|---|----|
| E.Cowan | 4 | 0 | 129 | 177 | 44.3 | 1 | |
| R.Brewster | 7 | 1 | 109 | 222 | 37.0 | | |
| C.Graham | 6 | 2 | 40* | 117 | 29.3 | 7 | 1 |
| A.Staunton | 4 | 1 | 44 | 78 | 26.0 | | |
| S.Pardy | 7 | 0 | 51 | 171 | 24.4 | 5 | |
| T.Cowan | 7 | 2 | 41* | 95 | 19.0 | | |
| M. Pemberton | 7 | 1 | 38 | 78 | 13.0 | 1 | |
| A.Humble | 1 | 0 | 9 | 9 | 9.0 | 1 | |
| J.Wood | 2 | 0 | 12 | 17 | 8.5 | 1 | |
| T.Mornane | 4 | 1 | 11* | 22 | 7.3 | 3 | |
| S.Jensen | 4 | 0 | 15 | 22 | 5.5 | | |
| A.Morison | 3 | 0 | 4 | 10 | 3.3 | 2 | |
| L.Forde | 2 | 1 | 3* | 3 | 3.0 | 1 | |
| M.Culkoff | 2 | 1 | 2* | 2 | 2.0 | | |
| S.Davis | 1 | 0 | 0 | 0 | 0.0 | | |

BOWLING

| Name | O | M | W | Runs | Avg |
|-------------|------|----|----|------|------|
| A.Morison | 33.0 | 4 | 7 | 106 | 15.1 |
| M.Culkoff | 18.0 | 3 | 3 | 51 | 17.0 |
| E. Cowan | 20.0 | 4 | 6 | 104 | 17.3 |
| S.Jensen | 66.1 | 5 | 10 | 199 | 19.9 |
| L. Forde | 51.0 | 10 | 6 | 148 | 24.6 |
| A.Staunton | 61.0 | 5 | 9 | 230 | 25.5 |
| M.Pemberton | 9.2 | 1 | 2 | 62 | 31.0 |
| T.Mornane | 49.4 | 6 | 4 | 164 | 41.0 |
| S.Davis | 7.1 | 0 | 0 | 29 | * |
| N.Ryan | 3.0 | 0 | 0 | 26 | * |

A.W GREEN SHIELD REPORT



SUCC Green Shield Team 1998-99

Back, Left to Right: Z Levien, A Logan, E Tourle, I Fisher (Manager), S Turner, N Cole, H Geddes; Front: A Cluff, J Fitch, M Stanowski, G Lawler (captain), R Jayawardena, N Castelino, L Reynolds, D Welsh.

Matches played - 7 Matches won - 3

The Club's coaching commitment to the Inner West Cricket Council presented the Club with an invaluable opportunity for contact with the elite junior players participating in the Council's Junior Development programme. It was decided to target talented boys irrespective of age and/or size. As a consequence three boys will be available again next season and one boy for two more seasons.

The squad of 14 trained twice weekly from the conclusion of all the school's competitions with the emphasis being on fielding, sportmanship, attitude and tactics. Four players were backing up from the inaugural season of 1997-98, so high hopes were held for this year's squad.

SUCC 5-191 lost to Penrith 4-192

Uni batted first using its 60 overs. An opening partnership of 55 between Grant Lawler (22) and Alan Logan (72) laid the foundation for a competitive total. Alan's innings was an excellent hard-hitting effort. Nigel Castelino (43no) added 64 with Alan for the 2nd wicket and 40 for the 5th wicket with Derek Welsh (29). All batted with skill and maturity. Penrith however passed the total with the loss of 4 wickets from 54.5 overs. The wicket takers were Elliot Tourle with 2-35 from 9, Castellino 1-24 from 6 and Nicholas Cole with 1-48 from 12 overs. Henry Geddes 10-3-0-23 and Zac Levien 11.8-2-0-27 both bowled accurately and well. The fielding was good and Logan kept very well.

Uni 8-187 def. Balmain 85

Uni won the toss and batted on a heavy Drummoyne Oval. An opening partnership of 42 between Roshan Jayawardena (27) and Grant Lawler was followed by a 2nd wicket stand of 118 between Lawler (82) and Derek Welsh (45). All three batted exceptionally well and the innings was highlighted by the running between wickets of Lawler and Welsh.

Under the difficult conditions Balmain never threatened the target and were dismissed in 43.2 overs. The bowling figures were all very good with Castelino 5-1-1-6, Welsh 6-1-2-15, Tourle 7.3-1-4-17, Levien 8-2-2-9 and Steven Turner 6-2-0-8. The fielding was excellent with Derek Welsh taking a brilliant catch and Mathew Stanowski keeping extremely well in place of the injured Logan.

University 4-156 def. North Sydney 154

North Sydney won the toss and batted on an excellent wicket at Tunks Park. They were all out for 154 from 50 overs. The fielding was again excellent with Welsh again taking a brilliant catch and Tourle bringing off an incredible run out.

The bowling was at all times tight and penetrative: Lawler 7-3-2-8; Welsh 6-0-0-18, Tourle 12-3-1-29, Geddes 9-0-2-27, Levien 9-2-3-22 and Turner 7-1-1-31.

Uni required 54.2 overs to reach the target with Lawler (52) and Luke Reynolds (37) putting on 83 for the 2nd wicket, and Welsh hitting 37 no in 25 minutes. Jayawardena again compiled a neat 18 in an opening partnership of 27 with Lawler. Lawler's batting was extremely disciplined and his occupation of the crease enabled the team to register a convincing win.

University 169 lost to Hawkesbury 8-244

Each season there is always a bad match - this was the one for 1998-99. Hawkesbury batted first on a flat Uni No 2 oval wicket, and basically thumped some very mediocre bowling. The slack bowling together with unexceptional fielding put Hawkesbury in the 'box seat'. The bowling figures indicate the pain: Turner 12-0-0-46; Geddes 12-2-1-34; Cole 12-2-1-37; Welsh 12-0-4-57; Lawler 6-2-1-28 and Reynolds 6-0-1-35.

Nicholas Cole bowled his off-spinners well and was the pick of the bowlers and Stanowski again kept well. The target of 245 was to prove too daunting with 6 players reaching 17 but the top score Turner's hard hitting 26 at number 10. Lawler 20, Reynolds 21 Welsh 23, Castelino 17 and Stanowski 20no all batted well, but not long enough!

University 157 def. Northern District 122

After the disappointing performance against Hawkesbury the team put in an inspired effort against the strong Northern District team. Uni batted first at Uni No 1 and after losing two early wickets Castelino 47 and Welsh 37 put on 73 for the 3rd wicket. Both batted extremely well against a hostile attack and Jayawardena consolidated University's position with an attacking 26 in 39 minutes.

Districts' apparent confidence in overhauling our total received a setback largely due to brilliant fielding and Cole's outstanding spell of well-flighted off-spin, which yielded figures of 12-5-4-17. He was well supported by Elliot Tourle's 8.2-1-2-16, Levien 12-2-1-26, Geddes 10-0-0-30, Welsh 6-0-0-17 and Castelino 5-0-0-9.

University 112 lost to Parramatta 7-236

The strong premiership team of 1997-98 batted first at Old Kings and was 3-153 at lunch off 39 overs. After the break the bowlers performed very well to restrict Parramatta to 7-236 off 60 overs. Levien was the pick of the attack and worried all batsmen, finishing with the excellent figures of 12-3-3-18. Geddes made an excellent opening attack with Zac, with well deserved figures of 6-2-1-17. Other wicket takers were Castelino 10-0-2-49 and Welsh 6-1-1-31. Tourle 12-2-0-45, Cole 12-0-0-46 and Lawler 2-0-0-16 also tried hard to contain the Parramatta batsmen. Alan Logan kept very well and took a brilliant catch.

In reply University managed only 112 with 14 year old Luke Reynolds playing a very mature and composed innings of 49 against the very strong and hostile Parramatta attack. Luke was well supported by Andrew Cluff (21), but in the final analysis University was well beaten by a much stronger team.

University 167 lost to Manly 4-172

Uni batted first at No 2 and opener Jayawardena (15) again batted competently. Reynolds (29) and Welsh (52) put on 64 for the 3rd wicket and until Derek's run out after an excellent innings Uni looked good. However other than a well compiled 20 by Stanowski, the batting fell away. In reply Manly were at one stage 4-103 off 27 overs with Geddes having economical figures of 7-4-2-12. However, shortly after Manly batsman Cosentino came to the crease, the match had been brutally completed.

In the space of 7 overs, the 14 year old Cosentino hit 53 not out with 5 sixes and 4 fours. The other wicket taker was Cole 7-0-2-44, with Levien returning 7-0-0-29, Tourle 5-0-0-23 and Castelino 3-0-0-14 also toiling manfully.

Overall three wins from seven matches was a little disappointing, however some positive features emerged from the series. Luke Reynolds (2 more years), Roshan Jayawardena and Nigel Castelino will be back next season, and each of these boys has enormous potential and performed very well during the season.

Derek Welsh and Grant Lawler had excellent seasons with Derek just pipping Grant as player of the year. Alan Logan and Mathew Stanowski each kept and batted very well. Jason Fitch and Andrew Cluff, both talented boys, had for them very disappointing seasons. It was envisaged that they were to have been the hard core of the batting line-up but unfortunately just did not kick on through the season.

The bowlers toiled all season with Zac Levien the pick, proving very accurate and penetrative. Good support in the opening bowling was provided by Elliot Tourle, Steven Turner and Henry Geddes. Each of these boys has the potential to proceed to higher cricket levels. Nicholas Cole, together with Grant Lawler formed the spin attack and Nicholas in particular had some very good performances.

In this second season in the competition, three partnership records were broken, as set out below.

The Club wishes to thank all the parents for their generous support throughout the season, particularly the majority who scored at some stage. A special thanks to the captain Grant Lawler who handled a particularly difficult job with poise and maturity on and off the field.

The Club sincerely hopes that the boys enjoyed the cricket overall and also the experience of being part of the Sydney University Cricket Club. The Club appreciates the fact that they elected to play for Sydney University and the Club was very proud of the boy's commitment and sportsmanship displayed throughout the season. It was a very talented squad and the potential outstanding. The Club wishes the boys well in their future studies and cricketing careers. It was a pleasure having them with the Club.

*Ian Fisher
Team Manager*

GREEN SHIELD PLAYER STATISTICS

PARTNERSHIPS 1998-99

| | | | | |
|-------------------------|-----|---------------------|---------------------|-----------------------------------|
| 1 st wicket | 55 | G. Lawler (22) | & A. Logan (72) | vs Penrith |
| 2 nd wicket | 118 | G. Lawler (82) | & D. Welsh (45) | vs Balmain (new record) |
| 3 rd wicket | 73 | D. Welsh (37) | & N. Castelino (47) | vs Northern District (new record) |
| 4 th wicket | 21 | N. Castelino (43*) | & A. Cluff (8) | vs Penrith |
| 5 th wicket | 46 | A. Cluff (21) | & L. Reynolds (47) | vs Parramatta |
| 6 th wicket | 21 | L. Reynolds (47) | & N. Castelino (9) | vs Parramatta |
| 7 th wicket | 23 | R. Jayawardena (26) | & E. Tourle (4) | vs Northern Districts |
| 8 th wicket | 11 | M. Stanowski (20) | & H. Geddes (5) | vs Manly |
| 9 th wicket | 40 | M. Stanowski (20*) | & S. Turner (26) | vs Hawkesbury (new record) |
| 10 th wicket | 12 | M. Stanowski (20*) | & N. Cole (4) | vs Hawkesbury |

GREEN SHIELD PLAYER STATISTICS - CONT'D

| GREEN SHIELD BATTING | | | | | | | | | |
|----------------------|------|----|-----|------|-------|------|-----|----|----------|
| | Inns | No | HS | Runs | Ave | 50's | Cts | St | Run Outs |
| M. Stanowski | 3 | 2 | 20* | 43 | 43.00 | | 5 | 1 | |
| D. Welsh | 7 | 1 | 52 | 224 | 37.33 | 1 | 3 | | |
| L. Reynolds | 6 | 1 | 47 | 136 | 27.20 | | | | |
| G. Lawler | 7 | 0 | 82 | 188 | 26.86 | 2 | 5 | | |
| S. Turner | 1 | 0 | 26 | 26 | 26.00 | | 1 | | |
| N. Castelino | 6 | 1 | 47 | 124 | 24.80 | | 1 | | |
| A. Logan | 5 | 0 | 72 | 109 | 21.80 | 1 | 3 | | |
| R. Jayawardena | 5 | 0 | 27 | 90 | 18.00 | | | | |
| A. Cluff | 5 | 1 | 21 | 55 | 13.75 | | | | |
| J. Fitch | 5 | 0 | 10 | 32 | 6.40 | | | | |
| Z. Levien | 4 | 2 | 7* | 8 | 4.00 | | 2 | | |
| E. Tourle | 4 | 0 | 5 | 15 | 3.75 | | 4 | | |
| H. Geddes | 4 | 0 | 5 | 10 | 2.50 | | 2 | | |
| N. Cole | 4 | 2 | 4 | 4 | 2.00 | | 1 | | |

| GREEN SHIELD BOWLING | | | | | | | | |
|----------------------|------|----|-----|---|-------|-----------|-------------|--------------|
| | O | M | R | W | Ave. | Runs/Over | Strike Rate | Best Bowling |
| Z. Levien | 59.5 | 11 | 131 | 9 | 14.56 | 2.20 | 39.89 | 3-18 |
| E. Tourle | 53.5 | 7 | 165 | 9 | 18.33 | 3.08 | 35.89 | 4-17 |
| D. Welsh | 42 | 2 | 165 | 7 | 23.57 | 3.93 | 36.00 | 4-57 |
| H. Geddes | 54 | 11 | 143 | 6 | 23.83 | 2.65 | 54.00 | 2-12 |
| N. Castelino | 29 | 1 | 102 | 4 | 25.50 | 3.52 | 43.50 | 2-49 |
| N. Cole | 62 | 8 | 209 | 8 | 26.13 | 3.37 | 46.50 | 4-17 |
| G. Lawler | 22 | 5 | 91 | 3 | 30.33 | 4.14 | 44.00 | 2-8 |
| L. Reynolds | 6 | 0 | 35 | 1 | 35.00 | 5.83 | 36.00 | 1-35 |
| S. Turner | 25 | 3 | 85 | 1 | 85.00 | 3.40 | 150.00 | 1-31 |
| R. Jayawardena | 2 | 0 | 15 | 0 | ** | 7.50 | ** | 0-15 |

VETERANS REPORT

A season of wash outs for the Veterans. In all, we played only 17 games of which four were won, 12 were lost and one was tied. Proceedings began well with a great win against Yaralla at Goddard Park. We had not played Yaralla for quite a few seasons - rumour having it that they considered us "not competitive" - so the win was all the sweeter. David (the Bard) Barrow takes up the story in the last over. "The sun had sunk quite low and the ground was lit with soft evening light. We were very excited by now. The Yaralla Supporters Club was becoming rather animated. I got the impression that Yaralla doesn't get run close at home that often.

Three balls passed: dot, two, dot. Hodgson then drove down the ground. It looked very useful until Inspector Brian Breakespeare, in a tediously efficient fashion, hurled himself across the path of the ball, reducing the runs to two. We needed five off two balls. This looked unlikely until the useful seamer bowled a half volley. James hit it high over mid on in our direction, with the wind behind it. It just kept coming and coming, eventually disappearing over the roof of the dressing shed. We were nearly hysterical. James Hay said later that it was the first winning Vets team he'd played in! James Hodgson was, as usual, relaxed and self-deprecating. For me, his was the best innings I've seen in City and Suburban, capped off with an unforgettable match-winning shot." And so we beat Yaralla, 5 for 163 to their 3 for 161. James Hodgson remained 75 not out and was ably assisted by his compatriot, Mark Tighe, who scored 48.

VETERANS REPORT - Cont'd

Things could only get worse from there, and they did! Nonetheless, there were many fine performances and some close games. On loan from the Club, James O'Halloran took 4-18 against Paddington at Waterloo Oval. Jason Wenderoth was the season's great improver and put in some great spells with the ball: 4-23 against AMP at Centennial Park; 4-22 against Summer Hill at St Paul's; 4-14 at Harold Fraser Oval against St George and 0-15 off nine overs in the tie with Wyvern at St Paul's. Greg Cooney as always, performed well taking 4-27 against Rangers at Centennial Park and 5-20 in the tie with Wyvern.

Among the runs were James Hodgson against Yaralla, his 57 against Nondescripts at Uni No 2 and his 100 not out against St George. Phil Logan in his first season with the Vets proved to be a very valuable asset with performances such as 63 not out against Old Sydneans, 44 against AMP, and 56 not out against Summer Hill at St Luke's. In the latter game, Mike Pain scored 47, made 45 against Nondescripts, and was 64 not out against Old Knoxonians. Simon Hennessy was 66 not out against Summer Hill at St Lukes, scored 75 against Paddington and had an important knock of 34 in the Wyvern tie. Peter Somerville scored 85 against Beavers at St Luke's.

Tim Lester, seeking again his roots in Australian cricket, scored 37 against Summer Hill and that other great, Kerry O'Keeffe, returned for the Wyvern tie, taking 2 for 16 and 10 with the bat. Finally, the Mackie heritage was very much in evidence with the quicksilver Grandfather Jim effecting a lightning, leg-side stumping off Simon Bariol, against AMP at Centennial Park, and Grandson Tim holding onto two catches in the game against Beavers at St Lukes.

We also welcomed to our ranks Club stalwarts Phil Logan and Phil McLeod, who scored 40 against Hunters Hill at Boronia Park, Mark Tighe who was amongst it against Yaralla, Tim Sydenham, Steve Duncan, who will perform better next season once he has coped with the shock of moving up from grade to City & Suburban cricket, and Liam Hibbert who knocked up 42 against Summer Hill. Simon Bariol, Phil Pratt and Robert Manning also joined us.

The season ended as it began with another exciting game, this time against Wyvern. Captain David Garnsey takes up the story. "DJG won the toss and elected to bat on a good wicket. The early bowling was accurate and Vets' scoring correspondingly slow. Gill, Pain and Basford all went relatively cheaply but Hennessy scored quickly from the beginning, adding significant runs at a good rate with Drewe for the fourth wicket, and really turned the innings around. O'Keeffe (10) and Garnsey (11 n.o) managed to maintain the tempo at the end of the innings and a 6 off the final ball by Nevell, the only one he faced, produced a competitive, if not commanding, score. Cooney and Wenderoth bowled magnificently for the home side and tied Wyvern down early. Cooney took the first 5 wickets to fall, all magnificent deliveries, and the resoluteness of one of Wyvern's openers (Osborne) was probably all that saved Wyvern from a complete rout. Smith-Roberts bowled well without success and then firstly O'Keeffe and later Hennessy took valuable wickets as Wyvern threatened to take control. A dropped catch by Nevell in O'Keeffe's final over (the 34th) looked as though it had cost the Vets victory as Wyvern only required 3 from the final over to win with several wickets in hand. A missed run out, a couple of dot balls and a wicket meant one was needed from the final ball with a new batsman in. He edged to gully where Basford took an excellent catch and thus the match was tied.

And so to the annual awards and dinner at the Universities and Schools Club on Friday, May 21. The batting award went to James Hodgson for his 232 runs and average of 77.33. The bowling award was taken out by Jason Wenderoth for his 25 wickets at 15.72. The Fielding award went to Simon Hennessy for many fine performances in the field. The award for catch of the season went to, wait for it, Dennis the menace Meintjes. Dennis took an absolute blinder against Paddington and his right to the coveted award was unchallenged. David Nevell won the David Campese award for inconsistency, an award in the tradition of the Alan Bond Riches to Rags award taken out by Mike Pain who topped the batting one season only to record an average worse than the Secretary in the next. Young Nevell strode to the crease to face the last ball of our innings in the Wyvern tie, and hit it for six! What more could be asked of anyone, and what joy it must have given to him and his team mates?

VETERANS REPORT - Cont'd

However, in the field with no more than a few balls remaining and the scores perilously close, the ball was hit straight at him, whereupon the hands that many consider the safest in the Vets, dropped it. And thus he won the award for experiencing the euphoric heights and despairing depths that only the game of cricket (and David Campese) can provide. The Greg Matthews award went to the garrulous Greg Basford who twittered away in slips all season, and who was never afraid to offer advice to any captain in any situation.

The annual dinner produced the traditional enmity, bitterness, recriminations, and accusations. With the serpent and the elephant absent, the end-of-table menagerie was reduced to the horse, and so the cage rattling and heated exchanges of the 1998 Annual Dinner were avoided. The Cooney Statistics retained their arcane quality with a rather convincing graph demonstrating a strong positive correlation between the Veterans' fortunes on the field and the El Nino weather phenomenon. A highlight of the evening was the presence of the Veteran Standard Bearers, Greg Scahill, Brian Nicholson, David Fox and Jim Mackie. Nico reminded us of past glory, and Scahill told of how Tom Nevell gained the reputation of a "flat-track bully" in City and Suburban cricket. Foxy, on the other hand reminded us with great solemnity of the road ahead and the strategies necessary for coping with retirement - never waste an erection, never pass a toilet and never trust a fart.

There are many to thank for another successful Veterans' season. Thanks go to the hard-working committee of Greg Cooney, David Garnsey and Rob Wilson for their help in organising the season and convening games.

Thanks go to David Garnsey for arranging the awards and engraving, and to Malcolm Heath for organising the Annual Dinner. Special thanks go to the University Cricket Club for its support through Ian Fisher, Kirilli Parker, Ted LeCouteur and Mark Wilson. We express gratitude to Sports Union Secretary Greg Harris for his unflinching support and to City and Suburban President Brian Bavin together with Honorary Secretary Jack Pace and his Management Committee who work very hard to maintain the fine traditions of our association and without whose considerable contribution, there would be no cricket.

Cyril Latimer

VETERANS MATCH AND PLAYER STATISTICS 1998-99

Played 17 matches: won 4, lost 12, tied 1.

| | BATTING | | | | | |
|---------------|---------|-------|------|-----|---------|----------|
| | Innings | N.O.s | Runs | HS | Average | Cts/Stps |
| Hodgson, J | 5 | 2 | 232 | 100 | 77.33 | 3 |
| Hennessy, S | 8 | 3 | 208 | 75 | 41.60 | 2 |
| Hay, J | 7 | 3 | 146 | 40 | 36.50 | 3 |
| Pain, M | 7 | 1 | 207 | 51 | 34.50 | 6 |
| Logan, P | 10 | 3 | 202 | 63 | 28.86 | 3 |
| Somerville, P | 5 | 0 | 109 | 85 | 21.80 | 2 |
| McLeod, P | 4 | 0 | 77 | 40 | 19.25 | 1 |
| Basford, G | 8 | 0 | 140 | 56 | 17.50 | 3 |
| Wilson, R | 7 | 3 | 48 | 13 | 12.00 | 2 |
| Garnsey, D | 10 | 5 | 47 | 13 | 9.40 | 7 |
| Wenderoth, J | 7 | 1 | 56 | 25 | 9.33 | 0 |
| Gill, C | 6 | 0 | 50 | 19 | 8.33 | 3 |
| Hodgson, T | 6 | 1 | 32 | 16 | 6.40 | 0 |
| Quoye, J | 7 | 0 | 42 | 18 | 6.00 | 0 |
| Meintjes, D | 8 | 0 | 37 | 19 | 4.63 | 2 |
| Duncan, S | 5 | 0 | 6 | 6 | 1.20 | |

VETERANS TEAM STATISTICS - Cont'd

| Also Batted | Innings | N.O.s | Runs | HS | Average | Cts/Stmpgs |
|------------------|---------|-------|------|----|---------------|------------|
| Lester, T | 1 | 0 | 37 | 37 | 37.00 | |
| Tighe, M | 2 | 0 | 49 | 48 | 24.50 | |
| Smith-Roberts, W | 2 | 2 | 24 | 23 | not dismissed | |
| Hibbert, L | 2 | 0 | 46 | 42 | 23.00 | |
| Wilson, I | 1 | 0 | 21 | 16 | 21.00 | 1 |
| Drewe, I | 1 | 0 | 18 | 18 | 18.00 | |
| O'Keeffe, K | 1 | 0 | 10 | 10 | 10.00 | 1 |
| Mackie, J | 2 | 0 | 13 | 8 | 6.50 | 1/1 |
| Nevell, D | 1 | 1 | 6 | 6 | not dismissed | |
| Barrow, D | 2 | 0 | 10 | 9 | 5.00 | 1 |
| Cooney, G | 3 | 0 | 11 | 11 | 3.67 | |
| Manning, R | 3 | 0 | 9 | 5 | 3.00 | 1 |

BOWLING

| | Overs | Maidens | Runs | Wickets | Average |
|------------------|-------|---------|------|---------|---------|
| Cooney, G | 58 | 8 | 210 | 15 | 14.00 |
| Wenderoth, J | 112 | 16 | 393 | 25 | 15.72 |
| Somerville, P | 16.3 | 1 | 98 | 5 | 19.60 |
| Wilson, R | 79.3 | 14 | 295 | 12 | 24.58 |
| Hodgson, J | 35.4 | 1 | 72 | 6 | 25.14 |
| Hay, J | 75 | 9 | 282 | 20 | 32.56 |
| Hennessy, S | 34.2 | 2 | 79 | 3 | 34.43 |
| Smith-Roberts, W | 30.3 | 1 | 158 | 4 | 39.50 |

| Also Bowled: | Overs | Maidens | Runs | Wickets | Average |
|---------------|-------|---------|------|---------|---------|
| O'Halloran, J | 4 | 0 | 18 | 4 | 4.50 |
| O'Keeffe, K | 3 | 0 | 16 | 2 | 8.00 |
| Meintjes, D | 3 | 0 | 17 | 1 | 17.00 |
| Hibbert, L | 3 | 0 | 19 | 1 | 19.00 |
| Latimer, C | 8 | 0 | 40 | 2 | 20.00 |
| Bariol, S | 6.5 | 2 | 24 | 1 | 24.00 |
| Sherwin, P | 4 | 0 | 24 | 0 | * |
| Enright, I | 8.2 | 0 | 45 | 0 | * |
| Hay, A | 2 | 0 | 18 | 0 | * |
| Manning, R | 2 | 0 | 10 | 0 | * |
| McLeod, P | 1 | 0 | 15 | 0 | * |

OBITUARIES 1998-99

The Club extends its sympathy to the friends and relatives of the following former SUCC players who passed away during the last year or so.

BRUCE BURRASTON died on 17 February 1999, aged 54.

Bruce played for the Club from 1961 until 1964. After two moderate seasons in Third and Fourth grades, Bruce was a vital member of the 1963-64 Fourth grade semi-finalists who lost to St George. That year he scored 108 not out against Manly, his only century for the Club, made when the side was in trouble. Coming in with University 3 for 9, he and Roger Scamps proceeded to add 106 for the fourth wicket. In that match, played just before the semi-finals, he and Jack Meredith-Jones were instrumental in the side's outright win when they put on 56 for the last wicket. The Club's sympathies are extended to the Burraston family.

Bruce Burraston - SUCC Career 1961-64

| Innings | NO | Highest Score | Runs | Ave | |
|---------|----|---------------|------|------|-----|
| 27 | 3 | 108 n.o. | 585 | 24.4 | JFR |

NORMAN LEWIS CORKILL died on 10 October, 1998 aged 63.

Norm played for the Club from 1955 to 1961 in second, third and fourth grades, but mainly third grade where he was a prolific scoring right-handed opening bat, listed in the current records with two centuries to his credit.

He retained his interest in and love for University cricket and all it stood for long after leaving Sydney University. With other veterans of the mid-1950's University third eleven he attended the 1998 dinner of the decade, as well as many other University cricket functions over the years. Norm was known to a large and diverse group of ex-SUCC and Cranbrook cricketers - he was a fine Cranbrook schoolboy cricketer - as evident from the large turn out at his funeral.

Wonderful, long-lasting friendships were built up in the Sydney University thirds in the mid to late 1950's. For some twenty five years from 1962, this group which included University players who had graduated to the more rarified heights of first grade, played an annual fixture against a group of Muswellbrook professional people and pastoralists Norm Corkill, Angus Talbot, John Meredith-Jones and John Laurie (all former Uni 3rds players) and this group was able to hold together for all these years.

For those of us who knew him so well, Test matches at the Sydney Cricket Ground will never be the same again now that Norm will no longer be found leaning against the railing of the top deck of the M A Noble stand in his familiar position behind the bowler's arm, conversing with those of his wide group of friends who have stopped to talk to him there.

Norm was for many years until his passing a highly popular and respected partner in the Sydney legal firm Holman Webb. The Club's sympathies are extended to Norm's wife Rosemary and their children Will, Ben and Alex, and their families.

J W Laurie

Norman Corkill - SUCC Career 1955-61

| Innings | NO | Highest Score | Runs | Ave |
|---------|----|---------------|------|------|
| 78 | 4 | 137 n.o. | 1273 | 17.2 |

Norm's two centuries were both made in Third grade: 137n.o in 1956-57 and 109 vs North Sydney in 1957-58, when Norman helped Tom Dodd add 149 for the first wicket.

JFR

OBITUARIES - Cont'd

BASIL HOLMES ('JIKA') TRAVERS AM OBE died on 18 December 1998, aged 79.

Basil Travers played cricket for the Club in 1938-39, scoring 308 runs at 19.2 and taking 12 wickets at 27.5 with his medium fast bowling in First grade. His war service then interrupted his cricket career, but he did reappear in 1945-46 when he played another 4 games in First grade, who that year won only three matches and finished last. Taking up his Rhodes scholarship originally awarded in 1940, he travelled to England in 1946 and represented Oxford University for three seasons with quite satisfactory results (718 runs at 25.6 and 48 wickets at 30.2).

Apart from representing England in six rugby internationals, he also played for Oxford against Bradman's 'Invincibles' - the 1948 Australian touring team. In Australia's only innings of 431, Travers had respectable figures, bowling Ron Saggars and Doug Ring for 2 for 36. He was a victim of Toshack's bowling in both innings on a pitch which took increasing turn, scoring only 6 and 0. His batting during that season had been productive: 47 against Yorkshire, and 62 not out and 25 not out vs Hampshire were two of his better games with the bat. On his return to Australia he played no more grade cricket as school duties increasingly took his time. He did, however, retain his interest in his old Club, especially when his son-in-law, David Armati, played during the 1960's. An obituary from the Sydney Morning Herald of 23 December 1998 is reproduced below.

Basil Travers - SUCC Career 1938-46

| Innings | NO | Runs | Ave | Highest Score | Wkts | Runs | Ave |
|---------|----|------|------|---------------|------|------|------|
| 23 | 2 | 397 | 18.9 | 66 | 12 | 347 | 28.9 |

JFR

A patriot who took on the Wallabies

OBITUARY *18 Dec 1998*

BASIL HOLMES TRAVERS
1919 - 1998

Basil Holmes Travers, known as "Jika", was a passionate Australian who fought for his country, educated its children - and played fiercely for England against the Wallabies in a rugby union Test.

Mr Travers AM, OBE, headmaster of the Sydney Church of England Grammar School (Shore) from 1959 to 1985, died on Friday aged 79 after a life of public service. He was cremated in a private ceremony last Saturday.

An outstanding sportsman, he represented England against Ireland, Wales (twice), Scotland and France from 1947 to '49 while a Rhodes Scholar at Oxford. He also played against Australia in 1948. An aggressive No 8, Mr Travers did not confuse his loyalties on the football field.

"His display against the Wallabies was one of the best in a match full of heroes," records author Jack Pollard in his definitive book, *Australian Rugby - The Game, The Players*.

Mr Travers was called "The Jika" by his father, Lieutenant-Colonel R. J. A. Travers. It is believed to mean "Little Brother" in an unknown language.

The young Travers attended Shore as a prep student in 1928, graduating in 1937 with honours. He was senior prefect and captained the rugby and cricket teams, representing the GPS in both sports.

He became a Rhodes Scholar at



Mr Travers: influenced generations.

Sydney University in 1940, but war interrupted. Volunteering, he served in the Middle East as aide-de-camp to Major-General Iven Mackay, commander of the Sixth Division, from 1940 to '41.

Serving in New Guinea, where he was mentioned in dispatches and awarded the OBE, he was Brigade Major of 15 Australian Infantry Brigade from 1943 to '44 and a staff officer at 2 Australian Corps from 1944 to '45.

In 1943, he married Margaret Emily Marr. After the war, Mr Travers studied philosophy, politics and economics at Oxford where he won blues for cricket and football, captaining the rugby firsts, and a half-blue in athletics. He became a Bachelor of Letters in 1949.

After two years as an assistant master at Wellington College, he returned to Sydney, taught French at Cranbrook, captained NSW against the British Lions and was an Australian selector and coach in 1951-52. In 1953, he became headmaster at Launceston Grammar.

His destiny awaited him. For 36 years, L. C. Robson had been headmaster at Shore and as his retirement approached, the school faced the daunting task of replacing him. The school council took a year to make the decision.

Aged only 39, Mr Travers became the school's fifth headmaster, a job he held with growing distinction for 26 years. He was the independent schools representative on the NSW Secondary Schools Board (1961-69) and chairman of the Headmasters' Conference of Australia (1971-73).

"Jika by nature was discreet in public but in committees he was a forceful advocate with strong opinions," said his life-long friend Mr Paul McKeown, headmaster of Canberra Grammar from 1959 to '85.

"He enormously enjoyed rivalry, but in sport good manners were as important to him as winning. He was also one of the few headmasters who gave advice to pupils and their parents by quoting the Bible in his reports."

Mr Travers is survived by his wife, three daughters, two sons-in-law and five grandchildren. A commemorative service will be held at the Shore Chapel at 2.30 pm on January 4.

OBITUARIES Cont'd

GEORGE VORLICEK who died in October 1998, aged 46, played only one season for the Club. He appeared in every game in John Malicki's Sixth grade side of 1970-71 as a middle order batsman. He showed commendable commitment in a season where over fifty players passed through sixth grade.

JFR

The sympathies of Club members and supporters are also extended to the respective family members in relation to the following bereavements:

JIM ELBOURNE, grandfather of current player and Club Captain Adam, and father of David Elbourne. Jim died on 2 June 1999 after a short illness, aged 82. Accompanied by his wife Rita, Jim was a faithful supporter of the Club, as along with Rita a regular spectator at matches, and who recently attended the Club's annual dinner seeming as hale and hearty as ever. Sincere sympathies are offered to Rita, their daughter Madeline and her husband Jim, sons David and Paul and their wives Di and Marlies, to his nine grandchildren, in particular Adam, and to Jim's two great granddaughters.

The Reverend **BERNARD JUDD**, MBE, OAM died on 12 January 1999, aged 80. The Reverend Judd's son Stephen played for the Club from 1974 to 1986 as an opening batsman mainly in lower grades, and with particular success. His father was active in religious broadcasting and rector of St Peter's, East Sydney for many years.

DIXIE LOVELL died on 21 December 1998, aged 86. Mrs Lovell's family has been connected with the Club since 1925, in particular through son Peter, and more recently grandson Geoffrey, the inaugural Bradman scholar to Oxford.

CATHERINE NEWTON MADDOCKS died on 19 December 1998, aged 80. Her son Geoffrey, a Sydney barrister, represented the Club as a batsman, mainly in first grade, from 1974 to 1984.

MARY RODGERS died 18 May 1999 aged 73, after a long illness. Mrs Rodgers' sons Patrick and James are both former Honorary Secretaries, premiers-ship-winning captains, vice-presidents and in the case of James, a Life Member and current player.

Less closely connected with the club but of interest was **RICHARD HASTINGS ALLEN** who died in May 1999 at the age of 97. Richard Allen was active well into his nineties. He was at one time a partner in leading Sydney law firm Allen, Allen & Hemsley and then became a renowned stockbroker and photographer. Richard was the great grandson of the founder of Allens and the first cousin of George 'Gubby' Allen who toured with England during the 'Bodyline' series and captained England on their next visit. Richard's uncle Reginald Allen played for SUCC for 20 years until 1897, and also played 17 first class games, and one Test against England in 1887. The Club extends sympathies to Mr Allen's sons, Timothy and Nicholas.

SYDNEY UNIVERSITY CRICKET CLUB RECORDS

(to end of 1998-99) 1999-2000

1 OFFICE BEARERS

Patron² (instituted in 1939)

| | |
|-------------------|-----------|
| A.B.S. White | 1939-1944 |
| R.J.A. Massie | 1944-1946 |
| Dr T. Clouston | 1946-1962 |
| Capt. J.C. Morris | 1962-1975 |
| Sir Hermann Black | 1975-1990 |
| Dr W. J. Mackie | 1990- |

President³ (from 1877 only)

| | |
|------------------|-----------|
| M.B. Pell | 1877-1885 |
| R. Teece A. | 1885-1886 |
| Prof. Liversidge | 1886-1891 |
| H.M. Faithfull | 1891-1909 |
| Dr F.D. Kent | 1909-1920 |

↑
Dr N.M. Gregg (later Sir Norman)

| | |
|------------------|-----------|
| J.B. Lane | 1921-1926 |
| Dr A.I. Blue | 1926-1927 |
| A.B.S. White | 1927-1928 |
| R.J.A. Massie | 1928-1929 |
| S.G. Webb QC OBE | 1929-1944 |

| | |
|-------------------|-----------|
| J.O. Stenmark | 1944-1956 |
| Capt. J.C. Morris | 1956-1962 |
| F.F. Munro | 1962-1965 |
| Dr W.J. Mackie | 1965-1973 |
| G.J. Scahill | 1973-1976 |

| | |
|-------------------|-----------|
| W.A. South QC | 1976-1978 |
| A.B. Crompton OAM | 1978- |

| | |
|--|---------|
| Chairman ⁸ (instituted in 1997) | 1997-98 |
| J.F. Rodgers | 1998- |

| | |
|-----------------------------------|------|
| Life Members (instituted in 1970) | |
| S.G. Webb QC OBE (dec'd '76) | 1971 |
| Capt J.C. Morris (dec'd 1976) | 1971 |
| Dr W.J. Mackie | 1974 |
| G.J. Scahill | 1977 |
| F.E. McElhone (deceased 1981) | 1978 |
| A.B. Crompton, OAM | 1983 |
| E.B. LeCouteur | 1996 |

| | |
|-----------------|------|
| M.W. O'Sullivan | 1996 |
| Dr D.D. Ridley | 1996 |
| J.F. Rodgers | 1996 |

Non Secretaries (from 1885 only)

2 NSWCA & SCA HONOURS

Life Members NSWCA

| | |
|--|------|
| Sir J. Carruthers (President NSWCA 1908-14) | 1927 |
| C. Sinclair | 1927 |
| R. Teece | 1927 |
| T.W. Garrett | 1936 |
| R.B. Minnett | 1936 |
| T.R. McKibbin | 1936 |
| J.M. Taylor | 1936 |
| R.C.M. Boyce | 1943 |
| S.G. Webb, QC OBE | 1944 |
| R.J.A. Massie | 1944 |
| H.V. Evatt QC | 1951 |
| J.O. Stenmark OAM | 1956 |
| A.B. Crompton (Chairman NSW Board 1988-1997) | 1983 |

Vice Presidents NSWCA

| | |
|--------------------------------------|-----------|
| E. Barton (later Sir Edmund) | 1882-1885 |
| J. Coates | 1890-1893 |
| H.M. Faithfull | 1890-1895 |
| R. Teece (Hon. Sec. NSWCA 1868-1870) | 1890-1895 |
| Sir J. Carruthers | 1897-1898 |
| H.V. Evatt, QC | 1895-1907 |
| R.J.A. Massie | 1935-1955 |
| | 1939-1946 |

Honorary Treasurers of NSWCA

| | |
|--------------|-----------|
| NSWCA | |
| R. Teece | 1882 |
| H.M. Stephen | 1904-1907 |

Australian Cricket

| | |
|--|-----------|
| Board Delegates | |
| C. Sinclair (Hon Sec + Treas. ACB 1909-11) | 1909-1912 |
| S.G. Webb, QC OBE | 1955-1972 |
| A.B. Crompton, OAM (Chairman 1992-1995) | 1980-1997 |

Country Committee of NSWCA

| | |
|--------------|-----------|
| R.C.M. Boyce | 1921-1922 |
|--------------|-----------|

Grade Committee of NSWCA

| | |
|--|--|
| Committee of Management of SCA (1986-) | |
|--|--|

| | |
|--|-----------|
| J.B. Lane | 1913-1914 |
| A.B. Crompton | 1973-1979 |
| M.F. Sewell | 1979-1982 |
| J.F. Rodgers (Deputy Chairman 1989-1993) | 1985-1993 |

of SCA

Australian team touring managers
S.G. Webb QC 1961 (to England)
A.B. Crompton 1982 (to N.Zealand)

Sir Colin

NSW selectors
C.O.S. Poldwin 1923-24
E.P. Barrow 1931-33
I.E. Fisher 1979-84

Sir Colin

HONORARY SECRETARIES SINCE 1885

| | | | | | |
|-----------------|-----------|-------------------|---------|----------------|---------|
| T. Powell | 1885-86 | W.G. Wilson | 1925-26 | P. Whiteley | 1956-57 |
| G.P. Barbour | 1886-87 | H.V. Single | 1926-27 | J. Peden | 1957-59 |
| A. Eden | 1887-88 | C. Cay | 1927-28 | J. Blazey | 1959-60 |
| R.C. Allen | 1888-90 | J.E.P. Hogg | 1928-29 | C. Roberts | 1960-61 |
| A.H. Garnsey | 1891-92 | G.C. Hogg | 1929-30 | P. Jeffrey | 1961-63 |
| H.H. Terry | 1892-94 | A.L. Cohen | 1930-31 | E. LeCouteur | 1963-65 |
| J.P. Strickland | 1894-96 | J. Hellmrich | 1931-32 | P. Cross | 1965-66 |
| W.D. Cargill | 1896-98 | R.A.C. Rogers | 1932-33 | P.H. Scanlan | 1966-68 |
| W.H. Gregson | 1898-99 | N. Falk | 1933-34 | R. Alexander | 1968-69 |
| W.B. Dight | 1899-1900 | I.B. Fleming | 1934-35 | R. Mesley | 1968-69 |
| J.W. Woodburn | 1900-02 | T. Glasheen | 1935-36 | I. Foulsham | 1969-70 |
| E.F. Waddy | 1902-03 | J.A. Meillon | 1936-37 | D. Armati | 1969-70 |
| F.C. Rogers | 1903-04 | H.J. Delohery | 1937-37 | A. Crompton | 1970-73 |
| J.S. Harris | 1904-05 | J.F. Connelly | 1938-40 | A. Falk | 1973-74 |
| W.F. Matthews | 1905-07 | L. Seward | 1940-41 | D. Ridley | 1974-77 |
| G.D. MacIntosh | 1907-09 | H.B. Todhunter | 1940-42 | M. Sewell | 1977-80 |
| O.B. Williams | 1909-10 | E.J. Halliday | 1941-42 | J. Rodgers | 1980-84 |
| L.C. Terrey | 1910-11 | G.S. Smith | 1942-44 | S. Quartermain | 1984-85 |
| C.J. Tozer | 1911-14 | K. Dan | 1944-45 | P. Glenday | 1985-88 |
| C.G. Prescott | 1914-15 | D. Howell | 1945-46 | M. Bonnell | 1988-89 |
| H.V. Evatt | 1915-16 | J.M. Coppleson | 1945-46 | P. Rodgers | 1989-91 |
| R. Bardsley | 1916-17 | A.R. Cumming-Thom | 1946-48 | M. Bonnell | 1991-92 |
| L.C. Donovan | 1917-18 | B.R. Handley | 1948-49 | M. Evans | 1992-94 |
| J. Bogle | 1918-19 | D. Dickins | 1948-50 | D. Cheever | 1994-97 |
| J. Clemenger | 1919-20 | D.A. deCarvalho | 1950-51 | A. Pearson | 1997-98 |
| H.M. deBurgh | 1920-21 | D.R. Cristofani | 1951-52 | K. Parker | 1998-99 |
| C.H. Lawes | 1921-22 | D.A. deCarvalho | 1952-53 | | |
| J.H. Mould | 1922-23 | P. Hall | 1953-55 | | |
| A.D. Mayes | 1923-25 | C. Pearson | 1955-56 | | |

SIXTEEN

FOURTEEN UNIVERSITY PLAYERS WHO HAVE PLAYED TEST CRICKET

| | | Tests | Runs | Ave | Wkts | Ave |
|-----------------|---|---------------------------|------|------|------|------|
| R.C. Allen | (vs England 1887) | 1 | 44 | 22.0 | -- | -- |
| J. Dyson | (vs India 1977-81, vs NZ 1980-81, vs England 1981-83, vs WI 1981-85) | 30 | 1359 | 26.6 | -- | -- |
| * T.W. Garrett | (vs England 1876-87) | 19 | 339 | 12.6 | 36 | 26.9 |
| Imran Khan | (for Pakistan 1971-1992) | 88 | 3807 | 37.7 | 362 | 22.8 |
| S.P. Jones | (vs England 1881-1887) | 12 | 432 | 21.6 | 6 | 18.7 |
| T.R. McKibbin | (vs England 1894-1897) | 5 | 88 | 14.7 | 17 | 29.2 |
| R.B. Minnett | (vs England 1911-1912, vs South Africa 1912) | 9 | 391 | 26.1 | 11 | 26.4 |
| + O.E. Nothling | (vs England 1928-1929) | 1 | 52 | 26.0 | 0 | -- |
| K.J. O'Keeffe | (vs England 1970-1977, vs WI 1972-1973 vs Pak 1972-1977, vs NZ 1973-1977) | 24 | 644 | 25.8 | 53 | 38.1 |
| L.O.S. Poidevin | (vs England 1901-1902) | 12 th Man Only | | | | |
| R.J. Pope | (vs England 1884) | 1 | 3 | 1.5 | -- | -- |
| D.M. Smith | (England vs WI 1986) | 2 | 80 | 20.0 | -- | -- |
| J.M. Taylor | (vs England 1920-1926, vs SA 1921) | 20 | 997 | 35.6 | 1 | 45.0 |
| E.F. Waddy | (vs England 1907-1908) | 12 th Man Only | | | | |
| * D. Gregory | (vs England 1876-78) | 3 | 60 | 20.0 | 0 | -- |
| + H. Moses | (vs England 1886-92) | 6 | 198 | 19.8 | -- | -- |

CLUB TROPHY WINNERS

Captain John Morris Memorial Trophy

| | | | |
|-----------|-------------------|-----------|------------------------|
| 1975-1976 | D.D. Ridley | 1987-1988 | P.J. Rodgers |
| 1976-1977 | J. Baird | 1988-1989 | J. Banks |
| 1977-1978 | M.F. Sewell | 1989-1990 | E.B. LeCouteur |
| 1978-1979 | J.F. Rodgers | 1990-1991 | J.F. Rodgers |
| 1979-1980 | P. Gannon | 1991-1992 | T. Murphy |
| 1980-1981 | J.F. Rodgers | 1992-1993 | A. Ridley |
| 1981-1982 | M.F. Counsel | 1993-1994 | M. Bonnell & M. Wilson |
| 1982-1983 | J.F. Rodgers | 1994-1995 | J. Dunlop |
| 1983-1984 | M. O'Sullivan | 1995-1996 | D. Cheever |
| 1984-1985 | S. W. Quartermain | 1996-1997 | J. A. Grimble |
| 1985-1986 | K. Pitty | 1997-1998 | I.E. Fisher |
| 1986-1987 | P.J. Rodgers | 1998-1999 | D. Dawson |

Tower Australia Award (Most Valuable On and Off-Field contribution by an Undergraduate)

| | | | |
|-----------|-------------|-----------|----------------------|
| 1989-1990 | S. Gray | 1994-1995 | J. Dunlop & A. Wiles |
| 1990-1991 | D. McCredie | 1995-1996 | A. Sharp |
| 1991-1992 | A. Ridley | 1996-1997 | W. Knight |
| 1992-1993 | G. Everest | 1997-1998 | B. Hill |
| 1993-1994 | R. Wiles | 1998-1999 | S. Pardy |

(Earlier sponsor - Colonial State bank 1989-1997)

I.E. Fisher Trophy (Most Valuable 1st Grader)

| | | | |
|-----------|------------------|-----------|---------------|
| 1979-1980 | M. O'Sullivan | 1989-1990 | J. Grimble |
| 1980-1981 | D. Grattan-Smith | 1990-1991 | J. Grimble |
| 1981-1982 | D. Ridley | 1991-1992 | A. Ridley |
| 1982-1983 | W. Searles | 1992-1993 | J. Grimble |
| 1983-1984 | J. Grimble | 1993-1994 | J. Saint |
| 1984-1985 | M. Perry | 1994-1995 | J. Saint |
| 1985-1986 | D. Quoyle | 1995-1996 | T. Watkins |
| 1986-1987 | D. Grattan-Smith | 1996-1997 | P. Stanbridge |
| 1987-1988 | J. Grimble | 1997-1998 | P. Stanbridge |
| 1988-1989 | J. Grimble | 1998-1999 | D. Waugh |

Eric McElhone Fielding Trophy (1st grade only, since 1973-1974)

| | | | |
|-----------|---------------|-----------|-------------|
| 1955-1956 | E. Stockdale | 1977-1978 | M. Thompson |
| 1956-1957 | E. Stockdale | 1978-1979 | B. Wilcock |
| 1957-1958 | K. Williamson | 1979-1980 | M. LeLievre |
| 1958-1959 | A. Low | 1980-1981 | I. Wilson |
| 1959-1960 | A. Low | 1981-1982 | C. Tomko |
| 1960-1961 | A. Low | 1982-1983 | A. Shaw |
| 1961-1962 | A. Low | 1983-1984 | C. Tomko |
| 1962-1963 | D. Fox | 1984-1985 | D. Quoyle |
| 1963-1964 | G. Cole | 1985-1986 | D. Quoyle |
| 1964-1965 | G. Cole | 1986-1987 | C. Tomko |
| 1965-1966 | G. Dawson | 1987-1988 | E. Atkins |
| 1966-1967 | R. Thomas | 1988-1989 | G. Lovell |
| 1967-1968 | R. Mesley | 1989-1990 | G. Lennon |
| 1968-1969 | C. McLeod | 1990-1991 | A. Ridley |
| 1969-1970 | R. Mesley | 1991-1992 | A. Shaw |
| 1970-1971 | P. James | 1992-1993 | R. Bennison |
| 1971-1972 | P. James | 1993-1994 | R. Wiles |
| 1972-1973 | P. Mackay | 1994-1995 | C. Tomko |
| 1973-1974 | A. Crompton | 1995-1996 | T. Watkins |
| 1974-1975 | A. Manzie | 1996-1997 | R. Bennison |
| 1975-1976 | G. Harper | 1997-1998 | A. Elbourne |
| 1976-1977 | M. Thompson | 1998-1999 | D. Waugh |

CLUB TROPHY WINNERS - Cont'd

Tom Garrett Trophy (Best & Fairest Competition - 1st Place)

| | | | |
|-----------|-------------------|-----------|----------------------|
| 1974-1975 | I. Wolfe | 1987-1988 | G. Cooper |
| 1975-1976 | J. Goncalves | 1988-1989 | M. Farrow |
| 1976-1977 | B. Collins | 1989-1990 | J. Ellis |
| 1977-1978 | R. Wilkinson | 1990-1992 | G. Lennon |
| 1978-1979 | S. Quartermain | 1991-1992 | D. Baffsky |
| 1979-1980 | P. Dillon | 1992-1993 | M. Bland |
| 1980-1981 | D. Simpson | 1993-1994 | J. Saint |
| 1981-1982 | T. Murphy | 1994-1995 | J. Saint |
| 1982-1983 | A. Little, J. Hay | 1995-1996 | B. Wood |
| 1983-1984 | J. Grimble | 1996-1997 | M. Wilson & R. Wiles |
| 1984-1985 | J. May | 1997-1998 | B. Wood |
| 1985-1986 | D. Quoye | 1998-1999 | I. Gray |
| 1986-1987 | M. Charrett | | |

Ray Eastcott Memorial Trophy (Leading All Rounder)

| | | | |
|-----------|-----------|-----------|---------------|
| 1991-1992 | T. Murphy | 1995-1996 | B. Wood |
| 1992-1993 | J. Saint | 1996-1997 | P. Stanbridge |
| 1993-1994 | J. Saint | 1997-1998 | T. Mornane |
| 1994-1995 | J. Banks | 1998-1999 | M. Wilson |

Dr. L'Estrange Trophy (Most Valuable Undergraduate Lower Grade Player)

| | | | |
|-----------|----------------|-----------|------------------------------------|
| 1978-1979 | S. Quartermain | 1989-1990 | T. Clarsen |
| 1979-1980 | A. Shaw | 1990-1991 | M. Bland |
| 1980-1981 | S. Dight | 1991-1992 | M. Evans |
| 1981-1982 | P. Healey | 1992-1993 | A. Rowe |
| 1982-1983 | P. Somerville | 1993-1994 | J. Dunlop |
| 1983-1984 | R. Newton | 1994-1995 | C. Williams, W. Knight & N. Ridley |
| 1984-1985 | I. Smith | 1995-1996 | N. Ridley |
| 1985-1986 | T. Howard | 1996-1997 | A. Pearson |
| 1986-1987 | M. Charrett | 1997-1998 | S. Pardy |
| 1987-1988 | M. Smith | 1998-1999 | L. Forde |
| 1988-1989 | R. Lange | | |

Brian Hickey Award (Poidevin-Gray Player of the Season)

| | | | |
|-----------|-------------------|-----------|--------------|
| 1983-1984 | St. J. Frawley | 1991-1992 | A. Smith |
| 1984-1985 | St. J. Frawley | 1992-1993 | D. MacIntosh |
| 1985-1986 | St. J. Frawley | 1993-1994 | B. Hill |
| 1986-1987 | R. Oldham | 1994-1995 | R. Rajendra |
| 1987-1988 | J. Hennessy | 1995-1996 | A. Durie |
| 1988-1989 | S. Gray | 1996-1997 | A. Pearson |
| 1989-1990 | A. Smith | 1997-1998 | A. Elbourne |
| 1990-1991 | S. Gray, M. Bland | 1998-1999 | C. Graham |

ALL-GRADES RECORDS

Club Championships: Runners up: 1962-1963, 1963-1964, 1997-98

Club Partnership Records

| | | | | | |
|----------------------|------|-----------------------------|-----------------|--|-----------|
| 1st wkt | 257 | J. Quoye & R. Thompson | <i>Poidevin</i> | 5th grade vs Mosman | 1991-1992 |
| 2nd wkt | 236 | E. Cowan & R. Brewster | | Poidevin Gray vs Hawkesbury | 1998-1999 |
| 3rd wkt | 291 | J.M. Taylor & J.V. Garner | | North Sydney | 1923-1924 |
| 4th wkt | 229 | J.V. Garner & O.E. Nothling | | 1st grade vs Waverley | 1924-1924 |
| 5th wkt | 307 | R.C.M. Boyce & L.C. Donovan | | 1st grade vs Manly | 1919-1920 |
| 6th wkt | 187* | A. Wiles & T. Mornane | | 1st grade vs Cumberland | 1997-1998 |
| 7th wkt | 150* | B.W. Collins & R.J. Thomas | | 4th grade vs Eastern Suburbs | 1976-1977 |
| 8th wkt | 188 | A. Webster & C. Graham | | 2nd grade vs Gordon | 1996-1997 |
| 9th wkt | 153 | S. Ruff & P.V. James | | 3rd grade vs Eastern Suburbs | 1968-1969 |
| 10 th wkt | 154 | A.I. Blue & W.D. Cargill | | 2nd grade vs North Sydney | 1898-1899 |
| | | | | 1st grade vs Cumberland | |

Highest Intersarsity Partnerships:

| | | | | |
|---------|-----|----------------------------------|--------------|-----------|
| 1st wkt | 249 | W.A. Shortland & H.C.M. Delohery | vs Melbourne | 1898 |
| 2nd wkt | 208 | W. Knight & C. Williams | vs Melbourne | 1996-1997 |
| 3rd wkt | 294 | C.J. Tozer & F.M. Farrar | vs Melbourne | 1913 |
| 4th wkt | 239 | E.F. Waddy & R.F. Harvey | vs Melbourne | 1905 |
| 9th wkt | 232 | F.E. McElhone & C.V. Single | vs Melbourne | 1910 |

Most runs in career: C. Tonko 6366 (ave 25.7) *1980-99*
Most runs in a season: J. Bogle 1090 (ave. 83.8) 1st grade 1918-1919

Highest average: L.O.S. Poidevin 103.7 (311 runs) 1st grade 1896-1897
Most wickets in career: M. O'Sullivan 781 (ave 20.1) *1968-95*
Most wickets in a season: J. Baird 78 (ave. 10.8) (14 in 1sts, 40 in 2nds, 24 in P.G.) 1974-1975

Highest individual score: J.M. Taylor 253 (vs Waverley) 1st grade 1923-1924

Best bowling in an innings: P. Garrett 10-36 (vs Mosman) 2nd grade 1988-1989
Most career fielding dismissals: A. Crompton 384 1961-1983
Most fielding dismissals/season: A. Crompton 46 (39 cts, 7 st) 1st grade 1973-1974

Most fielding dismissals in an innings: I. Wilson 7 (3cts, 4 stp) 1st grade (vs UNSW) 1980-1981
 S. McKay 7 (7cts) 3rd grade (vs Wests) 1986-1987
 A. Shaw 7 (4 cts, 3 stp) 2nd grade (vs Parra) 1987-1988
Best bowling in a match: C. M' Rae 19-45 (vs Petersham) 3rd grade *1973-74*

Double Centuries:

| | | | |
|--------------|----------------------|-----------|-----------|
| J.M. Taylor | 253 vs Waverley | 1st grade | 1923-1924 |
| A.D. Forbes | 221 vs Randwick | 3rd grade | 1909-1910 |
| C.J. Tozer | 221 vs Redfern | 2nd grade | 1910-1911 |
| J.V. Garner | 209 vs Manly | 1st grade | 1923-1924 |
| W.H. Gregson | 207 vs Waverley | 1st grade | 1900-1901 |
| P. Hamblin | 205* vs Gordon | 2nd grade | 1986-1987 |
| R. Turner | 201* vs Marrickville | 2nd grade | 1935-1936 |
| A. Low | 201 vs St. George | 2nd grade | 1958-1959 |
| A.W. Ross | 201 vs Manly | 1st grade | 1926-1927 |

ALL-GRADES RECORDS - Cont'd

Most Wickets in an Innings:

| | | | |
|---------------|----------------------|-----------|-----------|
| P. Garrett | 10-36 vs Mosman | 2nd grade | 1988-1989 |
| C. Alderdice | 10-63 vs St. George | 2nd grade | 1939-1940 |
| O.E. Nothling | 9-15 vs Marrickville | 1st grade | 1925-1926 |
| A. Baigent | 9-17 vs Gordon | 5th grade | 1980-1981 |
| R. Hudson | 9-25 vs Glebe | 2nd grade | 1943-1944 |
| M. O'Sullivan | 9-25 vs Randwick | 2nd grade | 1971-1972 |
| R. Wilkinson | 9-37 vs Gordon | 5th grade | 1977-1978 |
| S. Ruff | 9-38 vs Randwick | 3rd grade | 1968-1969 |
| S. Grant | 9-41 vs Uni of NSW | 2nd grade | 1974-1975 |
| D. Carney | 9-44 vs Manly | 3rd grade | 1951-1952 |
| D. Hanlin | 9-51 vs Petersham | 1st grade | 1947-1948 |
| R. Harrison | 9-52 vs Randwick | 4th grade | 1984-1985 |
| D. McDonald | 9-55 vs D. Rowers | 7th grade | 1975-1976 |
| R. Howlett | 9-56 vs Cumberland | 5th grade | 1977-1978 |
| H.C. Delohery | 9-64 vs North Sydney | 1st grade | 1898-1899 |
| H. Smith | 9-73 vs Petersham | 3rd grade | 1995-1996 |
| S.G. Webb | 9-78 vs Waverley | 2nd grade | 1922-1923 |

Most Wickets in a Match:

| | | | |
|----------------|-----------------------|-----------|-----------|
| C.I.M. McRae | 14-45 vs Petersham | 3rd grade | 1973-1974 |
| W.F. Matthews | 14-75 vs Randwick | 2nd grade | 1907-1908 |
| R. Howlett | 14-84 vs Gordon | 5th grade | 1977-1978 |
| J. Farrar | 14-106 vs Mosman | 2nd grade | 1912-1913 |
| P. Dillon | 13-54 vs Balmain | 4th grade | 1979-1980 |
| S.G. Webb | 13-70 vs Glebe | 2nd grade | 1922-1923 |
| R.J.A. Massie | 13-80 vs Sydney | 1st grade | 1913-1914 |
| N.W. Broughton | 13-95 vs Paddington | 2nd grade | 1913-1914 |
| R.J.A. Massie | 13-96 vs North Sydney | 1st grade | 1913-1914 |
| T.W. Garrett | 13-? vs Canterbury | 1st grade | 1893-1894 |
| T. Croft | 13-97 vs Mosman | 5th Grade | 1998-1999 |
| R. Harrison | 13-103 vs Randwick | 4th grade | 1984-1985 |

Century on Debut in Grade Cricket:

| | | | |
|-------------|------------------|-----------|---------|
| J.M. Taylor | 141* vs Randwick | 1st grade | 1922-23 |
| H V Single | 100 vs Randwick | 3rd Grade | 1924-25 |
| B. Hill | 118 vs Balmain | 2nd grade | 1991-92 |
| D. Townsend | 101 vs Balmain | 2nd grade | 1991-92 |
| D. Baffsky | 124* vs Balmain | 3rd grade | 1991-92 |

Longest gap between appearances in Grade Cricket:

| | | |
|--------------|----------|--------------|
| A.B.S. White | 40 years | 1901 to 1941 |
| H. Anderson | 25 years | 1966 to 1991 |
| G.J. Scahill | 25 years | 1948 to 1973 |

Longest Careers:

| | Actual seasons played | Total Number of Seasons Played |
|---------------|-----------------------|--------------------------------|
| J. Rodgers | 1972-73 to 1998-99 | 27 |
| M. O'Sullivan | 1968-69 to 1994-95 | 26 (did not play 1992-93) |
| A. Crompton | 1961-62 to 1982-83 | 22 |
| P. Logan | 1978-79 to 1997-98 | 19 (did not play 1980-81) |
| C. McRae | 1971-72 to 1988-89 | 18 |
| C. Tomko | 1980-81 to 1998-99 | 18 (did not play 1995-96) |
| M. Wilson | 1975-76 to 1998-99 | 18 (did not play 79-80->84-85) |
| M. Farrow | 1983-84 to 1998-99 | 16 |
| T. Jenkins | 1974-75 to 1989-90 | 16 |
| T. Murphy | 1978-79 to 1994-95 | 16 (did not play 1993-94) |

f 85, 86 to follow?

FIRST GRADE RECORDS

Premiers:

← 1898-1899 [2nd grade competition - A.B.S. White (Capt)];
1901-1902 [2nd grade competition - H.M. Stephen (Capt)];
1909-1910 (J.B. Lane); 1911-1912 (J.B. Lane); 1913-1914 (C.J. Tozer)

Runners Up:

1912-1913 (J.B. Lane); 1923-1924 (J.M. Taylor);
1924-1925 (J.M. Taylor); 1929-1930 (J.E.P. Hogg)

Semi Finalists:

Grade Comptn: 1956-1957 (K. Sheffield)
Limited Overs Comp.: 1997-1998 (B. Hill)

Encouragement Award:

1971-1972 (I.E. Fisher)

| | | | | |
|---------------------------|---------------|-------|------------|-----------|
| Most runs in a season: | J. Bogle | 1090 | (ave 83.8) | 1918-1919 |
| Highest average: | L.S. Poidevin | 103.7 | (311 runs) | 1896-1897 |
| Most wickets in a season: | R.J.A. Massie | 69 | (ave 10.4) | 1913-1914 |
| Best average: | R.J.A. Massie | 10.4 | (69 wkts) | 1913-1914 |

| | | | | |
|-----------------------------|---------------|-------|-------------------|-----------|
| Highest Individual Score: | J.M. Taylor | 253 | (vs Waverley) | 1923-1924 |
| Best bowling in an innings: | O.E. Nothling | 9-15 | (vs Marrickville) | 1925-1926 |
| Best bowling in a match: | R.J.A. Massie | 13-80 | (vs Sydney) | 1913-1914 |

| | | | | |
|----------------------------|-------------|----------|------------|-----------|
| Best all round perform'ce: | J.V. Garner | 766 runs | (ave 54.7) | |
| | | 41 wkts | (ave 19.8) | 1923-1924 |

Wicketkeeping -

| | | | | |
|------------------------------|---------------|-----|-------------------|-----------|
| Most dismissals/season: | A.B. Crompton | 46 | (39ct, 7 stps) | 1973-1974 |
| | J. Madgwick | 36 | (21 cts, 15 stps) | 1965-1966 |
| Most dismissals in a career: | A.B. Crompton | 312 | | 1961-1980 |

| | | | | |
|--------------------------------|-----------|---|-------------------------|-----------|
| Most dismissals in an innings: | I. Wilson | 7 | (3 cts, 4 stps) vs UNSW | 1980-1981 |
|--------------------------------|-----------|---|-------------------------|-----------|

Highest Partnerships

| | | | | |
|----------|-----|-----------------------------|----------------------|-----------|
| 1st wkt | 212 | E.V. Waddy & F.C. Rogers | vs Cumberland | 1904-1905 |
| 2nd wkt | 232 | H.O. Rock & J.M. Taylor | vs North Sydney | 1923-1924 |
| 3rd wkt | 291 | J.M. Taylor & J.V. Garner | vs Waverley | 1923-1924 |
| 4th wkt | 229 | J.V. Garner & O.E. Nothling | vs Manly | 1923-1924 |
| 5th wkt | 307 | R.C.M. Boyce & L.C. Donovan | vs Cumberland | 1919-1920 |
| 6th wkt | 144 | J.M. Taylor & R. Stanley | vs Glebe | 1924-1925 |
| 7th wkt | 140 | R.B. Minnett & C.J. Tozer | vs Paddington | 1910-1911 |
| 8th wkt | 179 | H.H. Massie & A.D. Watson | vs Petersham | 1909-1910 |
| 9th wkt | 97 | P. Molloy & J. Newman | vs Northern District | 1946-1947 |
| 10th wkt | 154 | A.I. Blue & W.D. Cargill | vs Cumberland | 1898-1899 |

Three Successive Centuries:

| | | |
|--------------|-----------|---|
| H.M. Stephen | 1899-1900 | 149 (vs Redfern), 135 (vs Waverley), 123 (vs North Sydney) |
| J.M. Taylor | 1923-1924 | 104 (vs Western Suburbs), 253 (vs Waverley), 110 (vs Petersham) |

Century on Debut in 1st Grade:

| | | |
|-------------|-----------|--------------------------|
| J.M. Taylor | 1922-1923 | 141 n.o. (vs Randwick) |
| G.C. Hogg | 1926-1927 | 125 n.o. (vs Cumberland) |

Century Opening Partnership in Each Innings:

| | | |
|-------------------------|-----------|-------------------------------|
| R. Bardsley & E.F. Rofe | 1915-1916 | 102 & 100 (vs Middle Harbour) |
|-------------------------|-----------|-------------------------------|

FIRST GRADE RECORDS - Cont'd

500 Runs in a Season

| | | | | | |
|------|-----------------|------------|-----|------------------|------------|
| 1090 | J. Bogle | 1918-1919 | 555 | A. W. Ross | 1926-1927 |
| 961 | J.M. Taylor | 1923-1924 | 552 | E.C. Heden | 1901-1902* |
| 851 | I.E. Fisher | 1970-1971 | 550 | D. Scott-Orr | 1956-1957 |
| 842 | C.J. Tozer | 1913-1914 | 550 | A. Ridley | 1992-1993 |
| 800 | J. Hellmrich | 1930-1931 | 548 | E.P. Barbour | 1913-1914 |
| 778 | E.P. Barbour | 1912-1913 | 548 | J.E.P. Hogg | 1927-1928 |
| 766 | J.V. Garner | 1923-1924 | 547 | R. Bardsley | 1915-1916 |
| 713 | I.E. Fisher | 1971-1972 | 547 | H.O. Rock | 1923-1924 |
| 713 | H.O. Rock | 1922-1923 | 544 | A. Ridley | 1991-1992 |
| 694 | W.H. Gregson | 1900-1901* | 539 | I.E. Fisher | 1975-1976 |
| 673 | J.E.P. Hogg | 1929-1930 | 537 | I.E. Fisher | 1974-1975 |
| 665 | W.A. South | 1941-1942 | 533 | E.P. Barbour | 1910-1911 |
| 662 | M. Perry | 1984-1985 | 533 | H.O. Rock | 1920-1921 |
| 656 | H.O. Rock | 1924-1925 | 528 | O.E. Nothling | 1923-1924 |
| 651 | J. Saint | 1993-1994 | 529 | W.A. South | 1938-1939 |
| 643 | E.P. Barbour | 1911-1912 | 527 | R. Shand | 1966-1967 |
| 638 | J.E.P. Hogg | 1926-1927 | 527 | T.W. Garrett | 1894-1895 |
| 631 | A. Alderson | 1951-1952 | 523 | F. Leventhal | 1941-1942 |
| 625 | A. Alderson | 1952-1953 | 519 | J. Dyson | 1983-1984 |
| 624 | R.C.M. Boyce | 1919-1920 | 516 | A. Crompton | 1968-1969 |
| 620 | T.W. Garrett | 1888-1889 | 514 | J.M. Taylor | 1922-1923 |
| 617 | A.B.S. White | 1898-1899* | 514 | A. Alderson | 1961-1962 |
| 610 | P.J. Stanbridge | 1997-1998 | 514 | P. Hamblin | 1990-1992 |
| 613 | H.O. Rock | 1921-1922 | 513 | D. Grattan-Smith | 1986-1987 |
| 606 | J. Erby | 1964-1965 | 511 | H.H. Massie | 1909-1910 |
| 604 | R. Bardsley | 1920-1921 | 511 | D. Grattan-Smith | 1980-1981 |
| 599 | T. Parsonage | 1930-1931 | 510 | J. Cope | 1958-1959 |
| 596 | B. Dwyer | 1946-1947 | 508 | H.M. Stephen | 1899-1900 |
| 577 | N.G. Falk | 1934-1935 | 506 | J.E.P. Hogg | 1925-1926 |
| 570 | H.O. Rock | 1919-1920 | 505 | D. Grattan-Smith | 1984-1985 |
| 564 | C.J. Tozer | 1910-1911 | 504 | J.M. Taylor | 1924-1925 |
| 564 | M. Perry | 1982-1983 | 503 | L.C. Best | 1915-1916 |
| 556 | E.F. Waddy | 1904-1905 | 502 | E. Rofo | 1923-1924 |
| 555 | E.P. Barbour | 1914-1915 | 501 | D.D. Ridley | 1981-1982 |

* University 1st Grade playing in 2nd Grade competition

50 Wickets in a Season

| | | | | | |
|----|---------------|------------|----|-----------------|------------|
| 69 | R.J.A. Massie | 1913-1914 | 56 | P.J. McSharry | 1901-1902* |
| 65 | P.V. James | 1973-1974 | 56 | W.J. Stack | 1912-1913 |
| 64 | S. Smith | 1945-1946 | 56 | W. Searles | 1982-1983 |
| 61 | A.O. Blue | 1900-1901* | 52 | J.A. Grimble | 1992-1993 |
| 61 | E. Trennery | 1919-1920 | 51 | P.V. James | 1971-1972 |
| 60 | S. Smith | 1943-1944 | 50 | W.J. Stack | 1911-1912 |
| 59 | S. Smith | 1942-1943 | 50 | P.V. James | 1969-1970 |
| 59 | J.A. Grimble | 1983-1984 | 50 | M.W. O'Sullivan | 1977-1978 |

* University 1st Grade playing in 2nd Grade competition

Highest Team Totals:

| | | | | | |
|----------|------------|----------------|-----------|-------|-----------------------|
| For: | 512 | (vs Gordon) | 1914-1915 | | |
| Against: | 3 decl 585 | (vs Petersham) | 1915-1916 | 7-571 | (vs Gordon) 1941-1942 |

Lowest Team Totals:

| | | | | | |
|----------|----|----------------------|-----------|----|----------------------------|
| For: | 44 | (vs Balmain) | 1946-1947 | 33 | (vs St George) 1898-1899 ? |
| | 37 | (vs Western Suburbs) | 1942-1943 | 37 | (vs Gordon) 1973-1974 |
| Against: | 22 | (vs Cumberland) | 1912-1913 | | |

FIRST GRADE RECORDS - Cont'd

Most Centuries in 1st Grade:

| | | |
|----|--------------|--|
| 11 | E.P. Barbour | 181 (vs Gordon 1914-1915); 153 (vs Sydney 1910-1911); 143 (vs Redfern 1912-1913); 152 (vs Gordon) 1913-1914; 135* (vs Burwood 1912-1913); 135 (vs Glebe 1913-1914); 123* (vs Petersham 1910-1911); 120 (vs Sydney 1912-1913); 117 (vs Redfern 1911-1912); 109 (vs Glebe 1911-1912); 103 (vs North Sydney 1914-1915). |
|----|--------------|--|

Note: In successive innings in 1913 Eric Barbour scored 120, 31*, 135*, 143, 87,99.

| | | |
|---|-------------|--|
| 9 | H.O. Rock | 161 (vs Glebe 1922-1923); 154 (vs Randwick 1924-1925); 150 (vs North Sydney 1923-1924); 144 (vs Petersham 1924-1925); 133 (vs Balmain 1925-1926); 132 (vs Western Suburbs 1924-1924); 126 (vs North Sydney 1919-1920); 117 (vs Marrickville 1921-1922); 117 (vs North Sydney 1920-1921). |
| 9 | I.E. Fisher | 136 (vs Sutherland 1976-1977); 120 (vs St. George 1972-1973); 119* (vs Randwick 1973-1974); 109 (vs Sydney 1971-1972); 107 (vs Cumberland 1970-1971); 100* (vs Northern District 1974-1975); 100 (vs Petersham 1970-1971); 100 (vs Cumberland 1969-1970); 100 (vs North Sydney 1970-1971). |
| 9 | J.M. Taylor | 253 (vs Waverley 1923-1924); 141* (vs Randwick 1922-1923); 123 (vs Northern District 1925-1926); 118 (vs North Sydney 1923-1924); 115 (vs Glebe 1924-1925); 110 (vs Petersham 1923-1924); 104 (vs Western Suburbs 1923-1924). |

FIRST GRADE CAREER RECORDS

Batsmen (min 2500 runs)

| | Years Played | Inns | N.O. | H.S. | Runs | Ave |
|------------------|--------------|------|------|------|------|------|
| I. Fisher | 1969-1978 | 155 | 19 | 136 | 4406 | 32.4 |
| A. Crompton | 1961-1980 | 238 | 30 | 109 | 4064 | 19.5 |
| H. Rock | 1919-1926 | 95 | 7 | 161 | 3899 | 44.3 |
| C. Tomko | 1980-1995 | 163 | 16 | *103 | 3224 | 21.9 |
| E. Barbour | 1909-1915 | 59 | 7 | 181 | 3086 | 59.3 |
| A. Alderson | 1951-1966 | 96 | 28 | 139 | 2991 | 44.0 |
| J. Hellmrich | 1930-1937 | 110 | 11 | 124 | 2974 | 30.0 |
| K. Sheffield | 1949-1961 | 146 | 22 | *121 | 2919 | 23.5 |
| J. Grimble | 1982-1994 | 170 | 14 | 93 | 2897 | 18.6 |
| J. Hogg | 1924-1930 | 77 | 7 | 150 | 2894 | 41.3 |
| D. Grattan-Smith | 1980-1987 | 104 | 5 | 89 | 2893 | 29.2 |
| R. Bardsley | 1914-1922 | 85 | 10 | 112 | 2677 | 35.7 |
| A. Shaw | 1981-1992 | 125 | 14 | 127 | 2677 | 24.1 |
| M. Perry | 1975-1986 | 108 | 22 | *116 | 2627 | 30.5 |
| L. Best | 1914-1921 | 107 | 13 | *169 | 2593 | 27.6 |
| W. South | 1937-1943 | 115 | 13 | 106 | 2561 | 25.1 |
| G. Hogg | 1926-1933 | 85 | 7 | 145 | 2539 | 32.6 |

Bowlers (min 150 wickets)

| | Years Played | Wkts | Runs | Ave |
|---------------|--------------|------|-------|------|
| M. O'Sullivan | 1969-1994 | 622 | 13105 | 21.1 |
| J. Grimble | 1982-1994 | 367 | 8352 | 22.8 |
| P. James | 1968-1977 | 293 | 6555 | 22.4 |
| W. Stack | 1905-1915 | 269 | 5103 | 19.0 |
| S. Smith | 1941-1946 | 241 | 4386 | 18.2 |
| M. Pawley | 1962-1969 | 231 | 4358 | 18.9 |
| G. Pike | 1971-1980 | 229 | 4352 | 19.0 |
| R. Minnett | 1906-1915 | 211 | 3687 | 17.5 |
| D. Hanlin | 1946-1952 | 197 | 3176 | 16.1 |
| J. Garner | 1920-1926 | 186 | 3567 | 19.2 |
| C. Elder | 1975-1989 | 181 | 4618 | 25.5 |

SECOND GRADE RECORDS

Premiers: 1911-1912 (R.C. Boyce - Capt); 1962-1963 (I. McCristal); 1963-1964 (J. Everett); 1964-1965 (J. Everett); 1979-1980 (D. Ridley).

Minor Premiers: 1962-1963 (I. McCristal); 1963-1964 (J. Everett).

Runners Up: 1907-1908 (W.F. Matthews); 1909-1910; 1977-1978 (D. Ridley).

Semi Finalists: 1960-1961 (I. McCristal); 1961-1962 (I. McCristal); 1971-1972 (D. Scanlan).

Most runs in a season: R.H. Storey 679 (ave 45.3) 1968-1969
Highest average: O.E. Nothling 133.3 133.3 1921-1922
Most wickets in a season: I. Wolfe 69 (ave 14.0) 1974-1975
Best average: O.E. Nothling 6.3 (25 wkts) 1920-1921
Highest Individual Score: C.J. Tozer 211 (vs Redfern) 1910-1911
Best bowling in an innings: P. Garrett 10-36 (vs Mosman) 1988-1989
 C. Alderdice 10-63 (vs St. George) 1939-1940
Best all round perform'ce J.H. Everett {650 runs (ave 38.2) { 42 wkts (ave 13.8) 1965-1966

Wicket keeping):
Most dismissals in a season: A. Shaw 38 (26 cts, 12 stps) 1987-1988
Most dismissals in an innings: A. Shaw 7 (4 cts, 3 stps) (vs Parramatta) 1987-1988

Highest Partnerships

| | | | | |
|----------|------|--------------------------------|-----------------|-----------|
| 1st wkt | 210 | M. Ives & A. Low | vs Balmain | 1959-1960 |
| 2nd wkt | 230 | S. Gray & D. Butchart | vs Petersham | 1995-1996 |
| 3rd wkt | 155 | P. Gray & A. Elbourne | vs Petersham | 1994-1995 |
| 4th wkt | 208 | A. Shaw & G. Cooper | vs Waverley | 1987-1988 |
| 5th wkt | 243 | G. B. Lovell & D. A. Macintosh | vs North Sydney | 1995-1996 |
| 6th wkt | 139 | A.B. Crompton & I. McCristal | vs Mosman | 1962-1963 |
| 7th wkt | *150 | B.W. Collins & R.J. Thomas | vs Gordon | 1976-1977 |
| 8th wkt | 114 | P. Beale & C. McRae | vs Randwick | 1978-1979 |
| 9th wkt | 153 | S. Ruff & P.V. James | vs North Sydney | 1968-1969 |
| 10th wkt | *90 | A. Low & R. Mulready | vs North Sydney | 1962-1963 |

500 runs in a season

| | | | | | |
|-----|--------------|-----------|-----|--------------------------|-----------|
| 679 | R.H. Storey | 1968-1969 | 512 | I.W. Foulsham | 1973-1974 |
| 672 | R.C.M. Boyce | 1912-1913 | 503 | R. Turner | 1935-1936 |
| 664 | R. Shand | 1963-1964 | 502 | E. Le Couteur | 1969-1970 |
| 650 | J. Everett | 1965-1966 | | | |
| 630 | R.C.M. Boyce | 1910-1911 | | | |
| 587 | S. Pardy | 1998-1999 | 50 | Wickets in season | |
| 579 | A. Elbourne | 1994-1995 | 69 | I. Wolfe | 1974-1975 |
| 575 | G. Lennon | 1990-1991 | 52 | S. Glenday | 1979-1980 |
| 554 | J.H. Everett | 1963-1964 | 51 | N.W. Broughton | 1911-1912 |
| 525 | G. Cooper | 1984-1985 | | | |

Most Centuries in 2nd Grade:

| | | |
|---|--------------|---|
| 5 | R.C.M. Boyce | 124, 106, 102 (1910-1911); 145*, 124 (1912-1913). |
| 4 | J. Everett | 101* (1954-1955); 102 (1960-1961); 147* (1963-1964); 100 (1964-1965). |
| 4 | B.W. Collins | 104 (1968-1969); 103 (1972-1973); 113 (1973-1974); 101* (1976-1977). |
| 3 | A. Low | 201* (1958-1959); 104 (1959-1960); 184 (1963-1964). |
| 3 | D. Townsend | 156, 124*, 100 (1991-1992) - only the second instance of 3 centuries in the same season, RCM Boyce the first, 81 years earlier. |

THIRD GRADE RECORDS

Premiers: 1980-1981 (P. Gray - Capt); 1994-1995 (J. Dunlop); 1997-98 (T. Lester)

Minor Premiers: 1975-1976 (R. Thomas); 1982-1983 (J. Rodgers); 1994-1995 (J. Dunlop).

Runners Up: 1951-1952, 1974-1975 (R. Thomas); 1983-1983 (J. Rodgers); 1995-1996 (C. Tornko).

Semi Finalists: 1962-1963 (R. Richards); 1963-1964 (R. Richards); 1975-1976 (R. Thomas); 1989-1990 (M. Farrow); 1993-1994 (A. Shaw).

Encouragement Award: 1973-1974 (R. Thomas)

Most runs in a season: N. Ridley 634 (ave 39.6) 1995-1996
Highest average: M. Tonkin 68.0 (272 runs) 1968-1969
Most wickets in a season: M. Farrow 57 (ave 13.2) 1995-1996
Best average: G. Pike 7.3 (17 wkts) 1969-1970
Highest Individual Score: A.D. Forbes 211 (vs Randwick) 1909-1910
Best bowling in an innings: S. Ruff 9-38 (vs Randwick) 1968-1969
Best bowling in a match: C. McRae 14-45 (vs Petersham) 1973-1974
Best all round performance: R. Oldham 256 runs (ave 53.0) 16 wkts (ave 18.6) 1986-1987
Most dismissals in a season (wkt kpg): T. Driscoll 35 (25cts, 10 stps) 1980-1981
Most dismissals in an innings (wicket keeping): S. McKay 7 (7 cts) (vs Westn Subs) 1986-1987
Most runs in a career: R. Thomas 2,031 (ave 30.7) 1966-1977
Most wickets in a career: M. Farrow 260 (ave 17.4) 1986-1998

Highest Partnerships (details available since 1960-1961 only)

| | | | | |
|----------|-----|---------------------------|-------------------------|-----------|
| 1st wkt | 183 | T. Lester & S. Pardy | Vs Western Suburbs | 1997-1998 |
| 2nd wkt | 203 | D. Collins & J. Hennessy | Vs Penrith | 1987-1988 |
| 3rd wkt | 169 | C. Williams & D. Butchart | Vs Manly | 1994-1995 |
| 4th wkt | 151 | F. Wagner & D. Clarke | Vs Glebe | 1961-1962 |
| 5th wkt | 191 | A. Frost & T. Driscoll | Vs Macquarie University | 1980-1981 |
| 6th wkt | 185 | D. Baffsky & R. McEvilly | Vs Balmain | 1991-1992 |
| 7th wkt | 146 | D. Kearney & S. Hennessy | Vs UNSW | 1986-1987 |
| 8th wkt | 188 | A. Webster & C. Graham | Vs Eastern Suburbs | 1996-1997 |
| 9th wkt | 90 | D. Fox & M. O'Sullivan | Vs Sydney | 1969-1970 |
| 10th wkt | 74 | A. Little & J. Rodgers | Vs Gordon | 1982-1983 |

500 runs in a season

| | | |
|-----|-------------|-----------|
| 634 | N. Ridley | 1995-1996 |
| 609 | O. Young | 1997-1998 |
| 576 | C. Williams | 1994-1995 |
| 555 | W. Knight | 1994-1995 |
| 528 | V. Golden | 1939-1940 |
| 512 | T. Lester | 1997-1998 |

50 wickets in a season

| | | |
|----|-----------|-----------|
| 57 | M. Farrow | 1995-1996 |
| 54 | R. Cotton | 1966-1967 |
| 52 | S. Dight | 1980-1981 |
| 50 | C. McRae | 1973-1974 |

Most Centuries in 3rd Grade:

| | | |
|---|---------------|---|
| 3 | K.W. Asprey | 117 (1923-1924); 116 (1923-1924); 131 (1924-1925). |
| 3 | D. Goonesena | 116 (1984-1985); 121 (1987-1988); 116 (1988-1989). |
| 3 | M. Evans | 120 (1991-1992); 107 (1992-1993); 109* (1993-1994). |
| 3 | C. Williams | 100 (1997-1998); 108, 141 (1998-1999) |
| 2 | A.D. Watson | 169 (1908-1909); 103 (1908-1909) - (1998-99) |
| 2 | N. Corkill | 137* (1956-1957); 109 (1957-1958). |
| 2 | A. McMahon | 155* (1964-1965); 100* (1962-1962). |
| 2 | I.W. Foulsham | 117 (1965-1966); 101 (1966-1967). |
| 2 | D. Quoye | 118 (1982-1983); 100 (1982-1983). |
| 2 | D. Kearney | 104 (1985-1986); 102* (1986-1987). |
| 2 | R. Oldham | 121 (1986-1987); 109 (1986-1987) (scored in successive matches) |
| 2 | D. Collins | 122 (1986-1987); 106* (1987-1988). |
| 2 | A. Strauss | 102*, 100 (1998-99) |

FOURTH GRADE RECORDS

Premiers: 1976-1977 (B. Druery - Capt); 1980-1981 (P. Gannon); 1988-1989 (P. Somerville); 1994-1995 (M. Bonnell);

Minor Premiers: 1980-1981 (P. Gannon); 1988-1989 (P. Somerville).

Semi Finalists: 1963-1964 (F. Hampshire); 1971-1972 (A. Punch); 1974-1975 (B. Druery); 1977-1978 (P. Gannon); 1979-1980 (P. Gannon); 1986-1987 (J. Rodgers).

Qualifying finalists: 1998-99 (N. Ridley)

| | | | | |
|--|-------------|----------|------------------|-----------|
| Most runs in a season: | N. Ridley | 642 | (ave 40.1) | 1994-1995 |
| Highest average: | R. Scamps | 119.0 | (238 runs) | 1965-1966 |
| Most wickets in a season: | A. Jakes | 76 | (ave 9.8) | 1969-1970 |
| Best average: | A. Smythe | 3.6 | (16 wkts) | 1950-1951 |
| Highest Individual Score: | P. Hamblin | 163 n.o. | (vs Macq Uni) | 1982-1983 |
| Best bowling in an innings: | R. Harrison | 9-52 | (vs Randwick) | 1984-1985 |
| Best bowling in a match: | P. Dillon | 13-54 | (vs Balmain) | 1979-1980 |
| Best all round performance in a season: | T. Mornane | 358 runs | (ave 39.8) | |
| | | 24 wkts | (ave 23.8) | 1997-1998 |
| | T. Murphy | 216 runs | (ave 24.0) | |
| | | 35 wkts | (ave 15.9) | 1979-1980 |
| Most dismissals in a season (wicket keeping): | A. Wallis | 29 | (24 cts, 5 stps) | 1980-1981 |
| Most runs in a career: | K. Pitty | 1,749 | (ave 29.6) | 1982-1996 |
| Most wickets in a career: | A. Jakes | 199 | (ave 9.7) | 1965-1972 |

| | | | | |
|----------|------|------------------------------------|----------------------|-----------|
| 1st wkt | 211 | N Ridley (123) & M Pemberton (115) | Vs Northern District | 1998-1999 |
| 2nd wkt | 191 | R. Mangan & I. Tabrett | Vs Mosman | 1972-1973 |
| | 191 | P. Mackay & P. Logan | Vs Waverley | 1982-1983 |
| 3rd wkt | *136 | P. Hamblin & D. Goonesena | Vs Macquarie Uni | 1982-1983 |
| 4th wkt | 204 | D. Loxton & J. Robinson | Vs Waverley | 1989-1990 |
| 5th wkt | 162 | K. Pitty & O. Young | Vs Mosman | 1994-1995 |
| 6th wkt | *187 | A. Wiles & T. Mornane | Vs Eastern Suburbs | 1997-1998 |
| 7th wkt | 122 | A. Rolfe (114) & A. Morison (58) | Vs UNSW | 1998-1999 |
| 8th wkt | 99 | P. Jeffrey & A. Clarke | Vs North Sydney | 1961-1962 |
| 9th wkt | 108 | R. Scamps & D. Cohen | Vs Cumberland | 1965-1966 |
| 10th wkt | 86 | T. Driscoll & S. Dight | Vs Northern District | 1983-1984 |

500 runs in a season

| | | |
|-----|-----------|-----------|
| 642 | N. Ridley | 1994-1995 |
| 565 | J. Watts | 1975-1976 |
| 564 | P. Mackay | 1982-1983 |
| 525 | N. Ridley | 1998-1999 |

50 wickets in a season

| | | |
|----|-----------|-----------|
| 76 | A. Jakes | 1969-1970 |
| 65 | A. Jakes | 1971-1972 |
| 59 | P. Dillon | 1979-1980 |
| 52 | S. White | 1979-1980 |

Most Centuries in 4th Grade:

| | | |
|---|-----------|--|
| 3 | P. Logan | 115 (1981-82); 122 (1982-83); 114 (1982-83). |
| 2 | R. Scamps | 131 (1963-64); 126* (1965-66) |
| 2 | P. Mackay | 100* (1975-76); 125 (1982-83) |
| 2 | J. Hurst | 122* (1987-88); 116* (1987-88) (his only two innings in this grade). |
| 2 | J. Banks | 109* (1987-88); 124 (1989-90) |
| 2 | K. Pitty | 159 (1982-83); 109 (1990-91) |
| 2 | N. Ridley | 105 (1994-95); 133 (1998-99) |

FIFTH GRADE RECORDS

(University entered the NSWCA 5th Grade Competition in 1969-1970. From 1974-1975 until 1984-1985 two teams were fielded. From 1985-1986 one team).

Premiers: 1980-81 (D. Morgan - Capt); 1981-82 (L. Deverall); 1987-88 (P. Rodgers); 1988-89 (P. Rodgers); 1998-99 (J. Rodgers)

Runners-Up: 1997-98 (J. Rodgers)

Minor Premiers: 1980-81 (Undefeated - D. Morgan); 1987-1988 (P. Rodgers); 1997-98, 1998-99 (J. Rodgers)

Semi Finalists: 1974-75 (J. Malicki); 1977-78 (J. Malicki); 1994-95 (J. Banks).

| | | | | |
|--|--------------|----------|-----------------|-----------|
| Most runs in a season: | J. Banks | 617 | (ave 34.3) | 1994-1995 |
| Highest average: | G. Gulliver | 213.0 | (213 runs) | 1969-1970 |
| Most wickets in a season: | R. Howlett | 57 | (ave 10.6) | 1977-1978 |
| Best average: | J. Malicki | 8.4 | (20 wkts) | 1976-1977 |
| Highest Individual Score: | M. Blackler | 165 | (vs Sutherland) | 1978-1979 |
| Best bowling in an innings: | A. Baigent | 9-17 | (vs Gordon) | 1980-1981 |
| Best bowling in a match: | R. Howlett | 14-84 | (vs Gordon) | 1977-1978 |
| Best all round performance in a season: | J. Banks | 617 runs | (ave 34.3) | |
| | | 39 wkts | (ave 17.7) | 1994-1995 |
| Most dismissals in a season (wicket keeping): | M. Moore | 35 | (32cts, 3 stps) | 1997-1998 |
| Most fielding catches in a season: | M. Pemberton | 19 | | 1997-1998 |
| Most runs in a career: | D. Morgan | 2,061 | (ave 21.2) | 1975-1985 |
| Most wickets in a career: | T. Murphy | 277 | (ave 15.1) | 1978-1995 |

Highest Partnerships

| | | | | |
|----------|------|----------------------------------|------------------------|-----------|
| 1st wkt | 257 | J. Quoyle & R. Thompson | vs Mosman | 1991-1992 |
| 2nd wkt | 187 | N. Ridley & C. Granger | vs Petersham | 1993-1994 |
| 3rd wkt | 157 | R. Denton & D. Tierney | vs Northern District A | 1981-1982 |
| 4th wkt | 137 | G. Carroll & C. Polites | vs Fairfield | 1997-1998 |
| 5th wkt | 150 | A. Holden & J. Ryan | vs Balmain A | 1983-1984 |
| 6th wkt | 174 | M. Lynch & P. Greenwood | vs Uni of NSW | 1977-1978 |
| 7th wkt | 124 | J. Banks & P. Gregg | vs Campbelltown | 1987-1988 |
| 8th wkt | *160 | T. Murphy & R. Wilson | vs Balmain | 1991-1992 |
| 9th wkt | 77 | S. Frances & M. Palmer | vs Western Suburbs | 1983-1984 |
| 10th wkt | 89 | M. Wilson (107*) & M. Moore (44) | vs Parramatta | 1997-1998 |

500 runs in a season

| | | |
|-----|--------------|-----------|
| 617 | J. Banks | 1994-1995 |
| 525 | G. Carroll | 1997-1998 |
| 507 | M. Pemberton | 1997-1998 |

50 wickets in a season

| | | |
|----|------------|-----------|
| 57 | R. Howlett | 1977-1978 |
|----|------------|-----------|

Most Centuries in 5th Grade:

| | | |
|---|------------|--|
| 3 | M. Wilson | 120 (1998-99); 107* (1997-1998); 103 (1988-89) |
| 2 | J. Emmett | 101* (1973-74); 122 (1981-1982). |
| 2 | M. Sewell | 109; 104* (1984-1985). |
| 2 | S. Duncan | 102 (1985-86); 107 (1986-1987). |
| 2 | J. Quoyle | 100 (1986-87); 140 (1991-1992). |
| 2 | A. Rowe | 101* (1992-93); 107* (1993-1994). |
| 2 | C. Granger | 101* (1992-93); 116* (1993-1994). |
| 2 | G. Carroll | 123; 117 (1997-1998) |

LOWER GRADE RECORDS

(Balmain/Drummoyne, City & Suburban, Municipal & Shire Catholic Competition - Gordon A Grade)

Premiers: 1973-74 (6th Grade, J. Malicki Capt); 1979-80 (8th Grade M. Best - Capt); 1986-87 (6th Grade, R. deCarvalho Capt); 1987-88 (6th Grade, R. deCarvalho Capt).

Runners Up: 1990-91 (6th Grade, J. Conomos - Capt); 1993-94 (6th Grade, G. Fitzsimmons - Capt).

Semi Finalists: 1985-86 (7th Grade, M. Groves - Capt); 1989-90 (6th Grade, T. Clarsen); 1998-99 (6th Grade D. Dawson)

Most runs in a season: W. Higgs 442 (ave 34.0) 1990-91 (6th)
Highest average: C. Whittaker 71.8 (287 runs) 1998-99 (6th)
Most wickets in a season: T. Saul 45 (ave 12.2) 1980-81 (6th B)
Best average: R. Burkett 6.3 (23 wkts) 1970-71 (6th)
Highest Individual Score: A. Rose 148 (vs Pennant Hills) 1986-87 (6th)
Best bowling in an innings: D. McDonald 9-55 (vs D. Rowers) 1975-76 (7th)
Most dismissals in a season (wicket keeping): W. Nelson 16 (13 cts, 3 stps) 1970-71 (6th)
Most catches in a season (wicket keeping): P. Hill 16 1983-84 (6th B)

Highest Partnerships

| | | | | |
|----------|------|--------------------------------------|-------------------|-----------------|
| 1st wkt | 185 | J. Chen & M. Caisley | Vs Waverley | 1989-90 (6th) |
| 2nd wkt | 187 | G. Cluff & P. Waddell | Vs Burwood | 1987-88 (6th) |
| 3rd wkt | 163 | E. Hickson & J. Hanrahan | Vs Nth Sydney | 1997-98 (6th) |
| 4th wkt | *135 | T. Clarsen & I. Colley | Vs Waverley | 1989-90 (6th) |
| 5th wkt | 136 | C. Whittaker (123) & S. Burnett (56) | Vs CBOB's | 1998-99 (6th) |
| 6th wkt | 95 | P. Gannon & J. Fernon | Vs Ashfield | 1981-82 (6th A) |
| 7th wkt | 92 | R. Chadwick & K. Pulley | Vs Tarban Ck | 1987-88 (7th) |
| 8th wkt | 121 | D. Dawson (79) & G. Juul (63) | Vs Bradfield | 1992-93 (6th) |
| 9th wkt | 69 | M. Caisley & V. Cook | Vs Wentworthville | 1986-87 (6th) |
| 10th wkt | 91 | L. Barker & G. Bouloux | Vs Marrickville | 1989-90 (6th) |

Centuries (40):

| | | | | | |
|------|--------------|---------|----------------|--------------|----------------------|
| 121* | C. Smoker | 1969-70 | 148 | A. Rose | 1986-87 |
| 133 | D. Dwyer | 1970-71 | 115 | C. Black | 1986-87 |
| 117* | L. Bott | 1973-74 | *100 | J. Hurst | 1986-87 |
| 103* | L. Muggleton | 1974-75 | 114 | G. Cluff | 1987-88 |
| 104* | R. Luff | 1975-76 | 103 | J. Osborne | 1987-88 |
| 136* | P. Gray | 1976-77 | 100, 139 & 128 | M. Caisley | 1987-88 (2), 1989-90 |
| 109 | R. Wilkinson | 1976-77 | 108 | T. Clarsen | 1989-90 |
| 102* | J. Uebell | 1976-77 | 102 | J. Platt | 1991-92 |
| 111* | G. McNally | 1978-79 | *101 | A. Mihalj | 1991-92 |
| 103* | T. George | 1978-79 | 107 | D. Dawson | 1993-94 |
| 100 | D. Tierney | 1979-80 | *102 | A. Dawson | 1993-94 |
| 120 | M. Colless | 1980-81 | 111 | M. Evans | 1995-96 |
| 136 | R. Egerton | 1982-83 | 103 | A. Connors | 1995-96 |
| 114 | B. Janson | 1982-83 | *146 | E. Hickson | 1997-98 |
| 102 | J. Walther | 1982-83 | 104 | A. Hone | 1997-98 |
| 123 | G. Waterford | 1983-84 | 123 & 143* | C. Whittaker | 1998-99 |
| 103* | D. Morgan | 1984-85 | 105* & 110 | P. Reese | 1998-99 |
| 110 | M. Nelson | 1985-86 | | | |
| 138 | R. Egerton | 1986-87 | | | |

Balmain-Drummoyne 1969-1974: 1 team; 1973-1985: 2 teams 1985-1988, 1 team 1989-1991:
 City & Suburban 1985-1986: 1 team; Municipal & Shire 1986-1988: 1 team
 Catholic Competition 1988-1992: 1 team
 Gordon A Grade 1992-1999: 1 team

1999-2000 1 team

POIDEVIN-GRAY SHIELD RECORDS

Premiers: 1996-1997 (A. Elbourne - Capt)

Runners Up: 1959-1960 (M. Ives); 1986-1987 (G. Lovell); 1990-1991 (S. Gray)

Semi-Finalists: 1997-1998 (A. Elbourne)

Most runs in a season: D. Walkhom 361 (ave 72.2) 1938-1939
Highest average: F. Farrar 88.7 (266 runs) 1939-1940
Most wickets in a season: J. Jeffrey 33 (ave 11.2) 1938-1939
Best average: M. Salisbury 5.0 (8 wkts) 1996-1997
Highest Individual Score: D. Walkhom 175* (vs North Sydney) 1938-1939
Best bowling in an innings: G. Keighran 8-41 (vs Bankstown) 1973-1974
Most dismissals in a season (wicket keeping): J. Atkins 18 (15 cts, 3 stps) 1990-1991
 L. Hartman 18 (16 cts, 2 stps) 1996-1997
Best all round performance: R. Lee 291 runs (ave 58.2) 12 wkts (ave 5.5) 1967-1970

Highest Partnerships

| | | | | |
|----------|------|------------------------------------|----------------------|-----------|
| 1st wkt | 178 | W. Ward & D. Walkhom | Vs North Sydney | 1938-1939 |
| 2nd wkt | 236 | E. Cowan (129) & R. Brewster (109) | Vs Hawkesbury | 1998-1999 |
| 3rd wkt | 144 | R. Lopez & A. Smith | Vs Balmain | 1990-1991 |
| 4th wkt | 118 | D. Clarke & P. Blazey | Vs St. George | 1962-1963 |
| 5th wkt | 124 | T. Jenkins & M. Sinclair | Vs North Sydney | 1975-1976 |
| 6th wkt | *111 | G. Maddocks & A. McMinn | Vs Sydney | 1975-1976 |
| 7th wkt | 105 | T. Buddin & G. Pike | Vs Sydney | 1969-1970 |
| 8th wkt | 45 | M. Hawker & S. Quartermain | Vs Randwick | 1979-1980 |
| 9th wkt | 91 | S. Woodhouse & M. McMinn | Vs Northern District | 1971-1972 |
| 10th wkt | 39 | C. Pelly & D. Cheever | Vs Gordon | 1993-1994 |

Centuries (22):

| | | | | | |
|------|----------------|-----------|------|--------------|-----------|
| 175* | D. Walkhom | 1938-1939 | 103 | E. Healey | 1970-1971 |
| 165 | F. Farrar | 1939-1940 | 108 | C. Hood | 1972-1973 |
| 132* | R. Clark | 1939-1940 | 100 | T. Jenkins | 1974-1975 |
| 132* | D. Walkhom | 1939-1940 | 113* | T. Jenkins | 1975-1976 |
| 127 | C. Desarnaulds | 1952-1953 | 113 | P. Hamblin | 1982-1983 |
| 101* | C. Pearson | 1954-1955 | 113 | J. Wilkinson | 1984-1985 |
| 100 | A. Cash | 1957-1958 | 109 | S. Gray | 1988-1989 |
| 100* | F. Munro | 1959-1960 | 116 | R. Lopez | 1990-1991 |
| 104 | D. Clarke | 1962-1963 | 113 | C. Williams | 1993-1994 |
| 103 | P. Scanlan | 1964-1965 | 100* | A. Elbourne | 1997-1998 |
| 130 | R. Lee | 1969-1970 | 129 | E. Cowan | 1998-1999 |
| 116* | R. Lee | 1970-1971 | 109 | R. Brewster | 1998-1999 |

A.W. GREEN SHIELD RECORDS

University entered the A.W. Green Shield competition in 1997-98

Most runs in a season: E. Cowan 298 (ave 37.2) 1997-1998
Highest average: B. Chapman 43.0 (172 runs) 1997-1998
Most wickets in a season: N. Ryan 21 (ave 11.2) 1997-1998
Best average: N. Ryan 11.2 (21 wkts) 1997-1998
Highest Individual Score: E. Cowan 107* (vs Parramatta) 1997-1998
Best bowling in an innings: N. Ryan 5-36 (vs Manly) 1997-1998
Most dismissals in a season w'kpg: N. Schroeder 9 (6 cts, 3 stps) 1997-1998
Best all round performance: N. French 219 runs (ave 31.3) 14 wkts (ave 15.4) 1997-1998

Highest Partnerships

| | | | | | | |
|-------------------------|-----|-------------------|---|-------------------|-------------------|---------|
| 1 st wicket | 61 | S. Burnett | & | M. Grilis | vs Hawkesbury | 1997-98 |
| 2 nd wicket | 118 | G. Lawler (82) | & | D. Welsh (45) | vs Balmain | 1998-99 |
| 3 rd wicket | 73 | N. Castelino (47) | & | D. Welsh (37) | vs Nthn District | 1998-99 |
| 4 th wicket | 61 | R. Fisher | & | E. Cowan | vs Parramatta | 1997-98 |
| 5 th wicket | 109 | N. French | & | A. Sciascia | vs Mosman | 1997-98 |
| 6 th wicket | 51 | R. Fisher | & | B. Chapman | vs Hawkesbury | 1997-98 |
| 7 th wicket | 40 | R. Fisher | & | B. Chapman | vs Nthn Districts | 1997-98 |
| 8 th wicket | 49 | D. Milgate | & | N. Schroeder | vs North Sydney | 1997-98 |
| 9 th wicket | 40 | S. Turner (26) | & | M. Stanowski (20) | vs Hawkesbury | 1998-99 |
| 10 th wicket | 15 | N. Ryan | & | B. Chapman | vs Parramatta | 1997-98 |

Centuries:

E. Cowan 107* 1997-98

VETERANS RECORDS*(City and Suburban Competition since 1902-1903)*

| | | | | |
|--|---------------|---------------------|--------------------------|-----------|
| Most runs in a season: | H.H. Massie | 943 | (ave 36.3) | 1925-1926 |
| Highest average: | J. Everett | 240.0 | (480 runs) | 1972-1973 |
| Most wickets in a season: | R.J.A. Massie | 85 | (ave 9.7) | 1922-1923 |
| Best average: | F.S. Tange | 5.7 | (17 wkts) | 1902-1903 |
| Highest Individual Score: | A.B.S. White | 175 | | 1922-1923 |
| Best all round performance in a season: | P.S. Jones | 594 runs 52 wkts | (ave 31.2) (ave 13.5) | 1903-1904 |

500 Runs in a Season:

| | | | | | |
|--------------|-----|-----------|--------------|-----|-----------|
| H.H. Massie | 943 | 1925-1926 | F.C. Rogers | 589 | 1934-1935 |
| F.C. Rogers | 816 | 1929-1930 | K.J. O'Keefe | 578 | 1986-1987 |
| F.C. Rogers | 767 | 1925-1926 | W.J. Mackie | 571 | 1961-1962 |
| I.G. Mackay | 758 | 1925-1926 | L. Bell | 554 | 1953-1954 |
| F.C. Rogers | 725 | 1930-1931 | H.H. Massie | 541 | 1924-1925 |
| H.H. Massie | 724 | 1930-1931 | A.B.S. White | 539 | 1922-1923 |
| H.H. Massie | 696 | 1929-1930 | I.G. Mackay | 529 | 1929-1930 |
| A.B.S. White | 688 | 1925-1926 | F.C. Rogers | 528 | 1932-1933 |
| F.C. Rogers | 687 | 1931-1932 | A.B.S. White | 528 | 1912-1913 |
| T. Lester | 668 | 1995-1996 | A.B.S. White | 527 | 1930-1931 |
| R. Harvey | 658 | 1933-1934 | A.B.S. White | 521 | 1910-1911 |
| J.B. Lane | 656 | 1922-1923 | P.S. Jones | 515 | 1904-1905 |
| A.B.S. White | 651 | 1927-1928 | F.C. Rogers | 515 | 1912-1913 |
| K.J. O'Keefe | 638 | 1987-1988 | H.H. Massie | 514 | 1922-1923 |
| H.H. Massie | 606 | 1927-1928 | K.J. O'Keefe | 509 | 1990-1991 |
| F.C. Rogers | 598 | 1927-1928 | G.P. Barbour | 507 | 1906-1907 |
| P.S. Jones | 594 | 1903-1904 | F.C. Rogers | 500 | 1924-1925 |

40 Wickets in a Season:

| | | | | | |
|----------------|----|-----------|----------------|----|-----------|
| R.J.A. Massie | 85 | 1922-1923 | H.G. Purves | 42 | 1906-1907 |
| P.S. Jones | 52 | 1903-1904 | G.C. Willcocks | 42 | 1934-1935 |
| A.I. Blue | 47 | 1912-1913 | C. King | 42 | 1948-1949 |
| G.C. Willcocks | 44 | 1936-1937 | A.B.S. White | 41 | 1932-1933 |
| A.I. Blue | 43 | 1902-1903 | C. Latimer | 40 | 1987-1988 |

ALL TIME BEST PERFORMANCES - AGGREGATES - ALL GRADES**Batsmen (min 3,500 runs) Current players in bold**

| Rank | Player | Years Played | Inns | N.O. | H.S. | Runs | Ave |
|------|------------------|------------------|------------|-----------|-------------|-------------|-------------|
| 1 | C. Tomko | 1980-1999 | 275 | 27 | 103* | 6366 | 25.7 |
| 2 | A. Crompton | 1961-1983 | 339 | 42 | 156 | 6102 | 20.5 |
| 3 | T. Jenkins | 1974-1990 | 240 | 24 | 121* | 5778 | 26.8 |
| 4 | P. Logan | 1978-1998 | 256 | 20 | 122 | 5767 | 24.4 |
| 5 | A. Shaw | 1979-1994 | 240 | 26 | 180 | 5294 | 24.7 |
| 6 | G. Cooper | 1977-1994 | 211 | 29 | 148 | 5015 | 27.6 |
| 7 | K. Pittry | 1980-1996 | 239 | 17 | 159 | 5009 | 22.6 |
| 8 | S. Gray | 1988-1999 | 212 | 17 | 132* | 4990 | 25.6 |
| 9 | A. Ridley | 1987-1999 | 172 | 18 | 143* | 4647 | 30.2 |
| 10 | M. Wilson | 1975-1999 | 231 | 35 | 120 | 4622 | 23.6 |
| 11 | I. Fisher | 1960-1978 | 159 | 19 | 136 | 4479 | 32.0 |
| 12 | J. Everett | 1954-1967 | 193 | 19 | 147* | 4416 | 25.4 |
| 13 | E. LeCouteur | 1960-1974 | 204 | 28 | 128 | 4349 | 24.7 |
| 14 | R. Storey | 1963-1976 | 191 | 30 | 107* | 4343 | 27.0 |
| 15 | P. MacKay | 1971-1986 | 192 | 16 | 125 | 4334 | 24.6 |
| 16 | B. Collins | 1967-1982 | 210 | 10 | 113 | 4325 | 21.6 |
| 17 | I. Foulsham | 1963-1976 | 217 | 13 | 123* | 4161 | 20.4 |
| 18 | P. Hamblin | 1982-1991 | 145 | 22 | 205* | 4066 | 33.1 |
| 19 | K. Sheffield | 1947-1961 | 192 | 26 | 134* | 3982 | 24.0 |
| 20 | D. Quoyle | 1981-1999 | 159 | 17 | 124 | 3941 | 27.8 |
| 21 | H. Rock | 1919-1926 | 95 | 7 | 161 | 3899 | 44.3 |
| 22 | I. McCristal | 1948-1966 | 199 | 40 | 96 | 3794 | 23.9 |
| 23 | R. Crittenden | 1982-1994 | 186 | 17 | 113 | 3664 | 21.7 |
| 24 | P. Gannon | 1969-1982 | 258 | 26 | 81 | 3597 | 15.5 |

Bowlers (min 250 wickets) Current Players in bold

| Rank | Player | Years Played | Wkts | Runs | Ave |
|------|----------------------|------------------|------------|--------------|-------------|
| 1 | M. O'Sullivan | 1968-1995 | 781 | 15728 | 20.1 |
| 2 | J. Rodgers | 1972-1999 | 638 | 10560 | 16.6 |
| 3 | C. McRae | 1971-1989 | 545 | 9177 | 16.8 |
| 4 | M. Farrow | 1983-1999 | 528 | 9997 | 18.9 |
| 5 | T. Murphy | 1978-1995 | 501 | 8634 | 17.2 |
| 6 | G. Pike | 1969-1984 | 420 | 8601 | 20.5 |
| 7 | J. Grimble | 1982-1998 | 401 | 8878 | 22.1 |
| 8 | C. Elder | 1975-1989 | 364 | 7801 | 21.4 |
| 9 | D. Fox | 1957-1986 | 356 | 6618 | 18.6 |
| 10 | P. James | 1967-1977 | 333 | 7277 | 21.9 |
| 11 | P. Armitage | 1973-1986 | 321 | 6482 | 20.2 |
| 12 | M. Wilson | 1975-1999 | 317 | 5771 | 18.2 |
| 13 | R. Cotton | 1964-1972 | 310 | 4909 | 15.8 |
| 14 | A. Baigent | 1971-1981 | 297 | 5174 | 17.4 |
| 15 | A. Jakes | 1964-1973 | 295 | 3311 | 11.2 |
| 16 | S. Glenday | 1976-1986 | 291 | 5726 | 19.7 |
| 17 | J. White | 1974-1983 | 287 | 4332 | 15.1 |
| 18 | W. Stack | 1905-1915 | 280 | 5338 | 19.1 |
| 19 | A. Little | 1979-1993 | 279 | 5963 | 21.4 |
| 20 | M. Bonnell | 1987-1997 | 278 | 5318 | 19.1 |
| 21 | S. Quartermain | 1978-1985 | 266 | 5165 | 19.4 |
| 22 | J. Baird | 1972-1979 | 263 | 4872 | 18.5 |
| 23 | D. Hanlin | 1946-1952 | 258 | 3883 | 15.1 |
| 24 | B. Druery | 1967-1979 | 257 | 3443 | 13.4 |
| 25 | M. Pawley | 1962-1968 | 253 | 4948 | 19.6 |

LOWER GRADE ALL-TIME BEST PERFORMANCES

NB: Some career spans shown include seasons in other grades

| BATTING | | | | | | | BOWLING | | | | |
|---------------|-------|-----|----|------|------|------|--------------|-------|------|------|------|
| 2nd Grade | | | | | | | | | | | |
| Name | Years | Inn | NO | HS | Runs | Ave | Name | Years | Wkts | Runs | Ave |
| G. Cooper | 78-92 | 134 | 23 | 148 | 3454 | 31.1 | C. McRae | 72-87 | 220 | 3851 | 17.5 |
| E. Le Couteur | 60-74 | 140 | 17 | 128 | 3372 | 27.4 | C. Elder | 75-90 | 179 | 3068 | 17.1 |
| J. Everett | 54-66 | 72 | 8 | 147* | 2640 | 41.3 | N. Broughton | 08-12 | 169 | 2414 | 14.3 |
| I. Foulsham | 65-76 | 120 | 6 | 123* | 2377 | 20.9 | I. Wolfe | 67-76 | 166 | 3475 | 20.9 |
| T. Jenkins | 82-93 | 81 | 8 | 117 | 2041 | 28.0 | S. Glenday | 76-86 | 163 | 3220 | 19.8 |
| B. Collins | 67-79 | 89 | 5 | 104 | 2027 | 24.1 | P. Wynn | 78-86 | 132 | 2276 | 17.2 |
| J. James | 06-12 | 73 | 5 | 119 | 2056 | 30.2 | N. Findlay | 69-74 | 124 | 2202 | 17.8 |
| T. Dodd | 57-67 | 84 | 7 | 101 | 1975 | 25.6 | J. Everett | 54-66 | 117 | 1800 | 15.4 |
| R. Storey | 64-76 | 74 | 12 | 107* | 1918 | 30.9 | R. Woodfield | 53-58 | 104 | 2339 | 22.5 |
| A. Crompton | 61-83 | 97 | 11 | 156 | 1872 | 21.8 | R. Gray | 39-49 | 101 | 1733 | 17.2 |

| 3rd Grade | | | | | | | | | | | |
|---------------|-------|-----|----|------|------|------|----------------|-------|------|------|------|
| Name | Years | Inn | NO | HS | Runs | Ave | Name | Years | Wkts | Runs | Ave |
| R. Thomas | 66-77 | 107 | 9 | 132 | 2031 | 30.7 | M. Farrow | 86-99 | 287 | 5106 | 17.8 |
| R. Richards | 49-63 | 118 | 9 | 91 | 1869 | 17.1 | J. Rodgers | 72-94 | 250 | 4160 | 16.6 |
| P. Mackay | 71-86 | 93 | 7 | 90 | 1711 | 19.9 | C. McRae | 71-89 | 191 | 2672 | 14.0 |
| A. Shaw | 79-94 | 59 | 6 | 96 | 1685 | 31.8 | S. Quartermain | 78-85 | 169 | 3321 | 19.7 |
| G. Parker | 73-86 | 71 | 8 | 106* | 1493 | 23.7 | D. Cotton | 65-72 | 150 | 2453 | 16.4 |
| P. Logan | 81-94 | 75 | 9 | 104* | 1459 | 22.1 | A. Little | 80-93 | 116 | 2213 | 19.1 |
| D. Clarke | 59-64 | 47 | 9 | 132 | 1277 | 33.6 | R. Green | 79-93 | 110 | 2246 | 20.4 |
| M. Evans | 91-97 | 50 | 7 | 120 | 1162 | 27.1 | A. Talbot | 35-38 | 109 | 2178 | 20.0 |
| R. Crittenden | 83-94 | 70 | 7 | 80 | 1124 | 17.8 | R. Richards | 49-63 | 108 | 1607 | 14.9 |
| C. Williams | 92-99 | 46 | 2 | 141 | 1398 | 31.8 | S. White | 80-85 | 106 | 2208 | 20.8 |
| O. Young | 90-99 | 35 | 6 | 113* | 1091 | 37.6 | M. Wilson | 76-90 | 95 | 1733 | 18.3 |
| P. Gray | 88-97 | 42 | 1 | 144 | 1084 | 26.4 | | | | | |
| K. Pitty | 80-94 | 68 | 2 | 104 | 1081 | 16.4 | | | | | |
| J. Quoyle | 80-84 | 50 | 1 | 67 | 1077 | 22.0 | | | | | |

| 4th Grade | | | | | | | | | | | |
|---------------|-------|-----|----|------|------|------|-------------|-------|------|------|------|
| Name | Years | Inn | NO | HS | Runs | Ave | Name | Years | Wkts | Runs | Ave |
| K. Pitty | 82-96 | 65 | 6 | 159 | 1749 | 29.6 | A. Jakes | 65-72 | 199 | 1935 | 9.7 |
| P. Mackay | 71-86 | 77 | 6 | 125 | 1726 | 24.3 | M. Bonnell | 89-97 | 181 | 3250 | 18.0 |
| N. Ridley | 93-99 | 54 | 2 | 133 | 1526 | 29.3 | J. Lambie | 50-58 | 146 | 2563 | 17.6 |
| R. Kelly | 90-99 | 58 | 8 | 115* | 1514 | 30.3 | T. Murphy | 78-95 | 145 | 2692 | 18.6 |
| J. Watts | 68-79 | 57 | 13 | 108* | 1495 | 34.0 | J. Rodgers | 72-97 | 136 | 2621 | 19.3 |
| P. Logan | 81-95 | 62 | 5 | 122 | 1437 | 25.2 | M. Farrow | 84-92 | 133 | 2644 | 19.9 |
| C. Thompson | 61-69 | 74 | 10 | 75 | 1332 | 20.8 | A. Baigent | 71-78 | 108 | 2159 | 20.0 |
| R. Scamps | 61-66 | 36 | 5 | 131 | 1062 | 34.3 | M. Wilson | 76-97 | 86 | 1541 | 17.9 |
| C. Smoker | 70-77 | 54 | 7 | 68* | 1051 | 22.4 | S. White | 78-85 | 82 | 1205 | 14.7 |
| R. Green | 78-93 | 54 | 4 | 155 | 1036 | 20.7 | D. Robinson | 65-70 | 82 | 1493 | 18.2 |
| P. Somerville | 82-89 | 54 | 5 | 94 | 1026 | 20.9 | | | | | |

| 5th Grade | | | | | | | | | | | |
|------------|-------|-----|----|------|------|------|------------|-------|------|------|------|
| Name | Years | Inn | NO | HS | Runs | Ave | Name | Years | Wkts | Runs | Ave |
| D. Morgan | 75-85 | 105 | 8 | 116 | 2061 | 21.2 | T. Murphy | 78-95 | 277 | 4177 | 15.1 |
| P. Gannon | 70-78 | 129 | 8 | 81 | 1956 | 16.2 | J. White | 74-83 | 238 | 3580 | 15.0 |
| M. Wilson | 75-99 | 88 | 14 | 120 | 1930 | 26.1 | J. Rodgers | 72-99 | 126 | 1615 | 12.8 |
| J. Banks | 78-95 | 41 | 3 | 102* | 1353 | 35.6 | R. Wilson | 80-95 | 118 | 2428 | 20.6 |
| T. Murphy | 78-95 | 103 | 26 | 101* | 1318 | 17.1 | J. Holgate | 72-77 | 106 | 1303 | 12.3 |
| M. Dickens | 78-85 | 85 | 11 | 68 | 1105 | 14.9 | M. Wilson | 75-99 | 105 | 1422 | 13.5 |
| P. Logan | 78-96 | 36 | 2 | 115 | 1093 | 32.1 | D. Ransom | 74-79 | 104 | 1440 | 13.8 |
| M. Caisley | 84-91 | 62 | 3 | 95 | 1063 | 18.0 | G. Nelson | 70-83 | 94 | 1449 | 15.4 |
| | | | | | | | J. Malicki | 73-79 | 91 | 1452 | 16.0 |

CAREER RECORDS OF CURRENT PLAYERS

| | Year | Inns | NO | HS | Runs | Av | Wkts | Runs | Av |
|---------------|------|------|----|------|------|-------|------|------|-------|
| J Anderson | 1998 | 5 | 2 | 10 | 15 | 5.00 | 11 | 292 | 26.55 |
| J Audet | 1997 | 39 | 10 | 105 | 628 | 21.66 | 3 | 82 | 27.33 |
| A Bachelard | 1989 | 36 | 6 | 49 | 328 | 10.93 | 65 | 1373 | 21.12 |
| G Brennan | 1998 | 4 | 0 | 48 | 96 | 24.00 | 4 | 165 | 41.25 |
| R Brewster | 1998 | 28 | 3 | 151* | 781 | 31.24 | 0 | 1 | * |
| S Burnett | 1997 | 19 | 2 | 56 | 263 | 15.47 | 9 | 247 | 27.44 |
| N Carter | 1998 | 4 | 1 | 20* | 36 | 12.00 | 8 | 143 | 17.88 |
| G Carroll | 1996 | 42 | 3 | 123 | 907 | 23.26 | 9 | 163 | 18.11 |
| N Castelino | 1998 | 7 | 2 | 47 | 133 | 26.60 | 4 | 102 | 25.50 |
| C Cheetham | 1998 | 16 | 2 | 56* | 250 | 17.86 | | | |
| A Cluff | 1997 | 9 | 2 | 23 | 55 | 7.86 | 1 | 9 | 9.00 |
| N Cole | 1998 | 4 | 2 | 4 | 4 | 2.00 | 8 | 209 | 26.13 |
| M Culkoff | 1998 | 14 | 4 | 30 | 149 | 14.90 | 33 | 591 | 17.91 |
| D Connell | 1996 | 38 | 9 | 48* | 325 | 11.21 | 79 | 1528 | 19.34 |
| E Cowan | 1997 | 21 | 2 | 129 | 776 | 40.84 | 17 | 414 | 24.35 |
| T Cowan | 1997 | 41 | 6 | 103* | 825 | 23.57 | | | |
| T Croft | 1994 | 53 | 10 | 78 | 627 | 14.58 | 127 | 2284 | 17.98 |
| S Davis | 1998 | 6 | 2 | 6 | 12 | 3.00 | 16 | 230 | 14.38 |
| R Davison | 1997 | 36 | 9 | 97* | 1245 | 49.80 | 16 | 453 | 28.31 |
| A Dawson | 1991 | 93 | 12 | 102* | 2035 | 25.12 | 0 | 14 | * |
| D Dawson | 1991 | 92 | 17 | 107 | 1581 | 21.08 | 54 | 1280 | 23.70 |
| J Drayton | 1997 | 20 | 4 | 34 | 178 | 11.13 | 27 | 673 | 24.93 |
| A Durie | 1995 | 48 | 23 | 22 | 195 | 7.80 | 112 | 2342 | 20.91 |
| A Elbourne | 1994 | 103 | 8 | 142 | 3154 | 33.20 | 0 | 14 | - |
| H Esplin | 1998 | 18 | 2 | 56* | 247 | 15.44 | 4 | 27 | 6.75 |
| M Farrow | 1983 | 146 | 45 | 52 | 1237 | 12.25 | 528 | 9997 | 18.93 |
| J Fitch | 1997 | 9 | 1 | 12 | 54 | 6.75 | | | |
| L Forde | 1998 | 7 | 3 | 12* | 22 | 5.50 | 40 | 525 | 13.13 |
| H Geddes | 1998 | 4 | 0 | 5 | 10 | 2.50 | 6 | 143 | 23.83 |
| C Graham | 1996 | 68 | 12 | 125 | 1510 | 26.96 | 0 | 5 | - |
| I Gray | 1998 | 10 | 5 | 27 | 67 | 13.40 | 43 | 678 | 15.77 |
| S Gray | 1988 | 212 | 17 | 132* | 4990 | 25.59 | 6 | 67 | 11.16 |
| J Hanrahan | 1997 | 18 | 2 | 66 | 318 | 19.88 | 2 | 72 | 36.00 |
| L Hartman | 1991 | 76 | 16 | 60 | 599 | 9.98 | | | |
| L Hibbert | 1997 | 10 | 0 | 42 | 97 | 9.70 | 1 | 51 | 51.00 |
| B Hill | 1990 | 141 | 27 | 118 | 2286 | 20.05 | 226 | 6174 | 27.32 |
| A Humble | 1998 | 16 | 1 | 117 | 534 | 35.60 | 0 | 12 | * |
| P Indrakumar | 1998 | 6 | 3 | 8* | 23 | 7.67 | 13 | 274 | 21.08 |
| J. James | 1998 | 11 | 5 | 9 | 25 | 4.17 | 13 | 551 | 42.38 |
| T Jarvis | 1996 | 27 | 2 | 64 | 340 | 13.60 | 24 | 626 | 26.08 |
| R Jayawardena | 1998 | 5 | 0 | 27 | 90 | 18.00 | 0 | 15 | * |
| S Jensen | 1995 | 27 | 10 | 15 | 93 | 5.47 | 71 | 1541 | 21.70 |
| J Keane | 1998 | 11 | 2 | 52 | 204 | 22.67 | 1 | 75 | 75.00 |
| M Kelly | 1995 | 72 | 4 | 86 | 1377 | 20.25 | 53 | 1568 | 29.58 |
| R Kelly | 1990 | 93 | 11 | 115* | 2142 | 26.12 | 55 | 1619 | 29.44 |
| W Knight | 1994 | 109 | 11 | 126* | 2862 | 29.20 | 8 | 183 | 22.88 |
| G Lawler | 1997 | 11 | 1 | 82 | 218 | 21.80 | 3 | 116 | 38.67 |
| T Lester | 1996 | 47 | 4 | 167 | 1329 | 30.91 | 8 | 189 | 23.63 |
| Z Levien | 1998 | 4 | 2 | 7* | 8 | 4.00 | 9 | 131 | 14.56 |
| A Logan | 1998 | 5 | 0 | 72 | 109 | 21.80 | | | |

CAREER RECORDS OF CURRENT PLAYERS - Cont'd

| | Year | Inns | NO | HS | Runs | Av | W | Runs | Av |
|--------------|------|------|-----|------|------|-------|-----|-------|-------|
| L McGowan | 1995 | 50 | 9 | 79 | 982 | 23.95 | 81 | 1261 | 15.57 |
| M Mesley | 1995 | 49 | 4 | 89 | 1070 | 23.78 | 5 | 88 | 17.60 |
| M Moore | 1995 | 39 | 10 | 48 | 366 | 12.62 | | | |
| A Morison | 1997 | 32 | 7 | 77* | 609 | 24.36 | 67 | 1490 | 22.24 |
| T Mornane | 1996 | 41 | 10 | 74 | 751 | 24.23 | 63 | 1605 | 25.48 |
| H Nott | 1998 | 6 | 0 | 108 | 162 | 27.00 | 2 | 124 | 62.00 |
| P O'Halloran | 1997 | 25 | 3 | 62 | 433 | 19.68 | 13 | 276 | 21.23 |
| J. Ormond | 1995 | 22 | 5 | 32 | 169 | 7.68 | 57 | 909 | 15.94 |
| S Pardy | 1995 | 71 | 5 | 161* | 2216 | 33.58 | | | |
| A Pearson | 1996 | 65 | 10 | 108* | 1566 | 28.47 | | 1796 | 20.64 |
| C Pelly | 1991 | 64 | 10 | 62 | 943 | 17.46 | 135 | 2923 | 21.65 |
| M Pemberton | 1997 | 39 | 2 | 130 | 1105 | 29.86 | 15 | 377 | 25.13 |
| C Polites | 1997 | 15 | 2 | 76* | 338 | 26.00 | | | |
| J Quigley | 1998 | 6 | 0 | 39 | 114 | 19.00 | | | |
| D Quoyle | 1981 | 159 | 17 | 124 | 3941 | 27.75 | 207 | 4271 | 20.77 |
| E Quoyle | 1991 | 44 | 2 | 132* | 1013 | 24.12 | 3 | 178 | 59.33 |
| P Reese | 1998 | 9 | 1 | 110 | 302 | 37.75 | 2 | 87 | 43.50 |
| L Reynolds | 1998 | 6 | 1 | 47 | 136 | 27.20 | 1 | 35 | 35.00 |
| A Ridley | 1986 | 172 | 18 | 143* | 4647 | 30.18 | 2 | 37 | 18.50 |
| N Ridley | 1991 | 126 | 10 | 148 | 3301 | 28.46 | 5 | 64 | 12.80 |
| J Rodgers | 1972 | 229 | 144 | 26* | 596 | 7.01 | 638 | 10560 | 16.55 |
| A Rolfe | 1996 | 42 | 5 | 114* | 1329 | 35.92 | 0 | 2 | * |
| S Rose | 1996 | 34 | 1 | 91 | 723 | 21.91 | | | |
| N Ryan | 1997 | 21 | 5 | 13 | 58 | 3.63 | 55 | 1239 | 22.53 |
| A Strauss | 1998 | 6 | 1 | 102* | 314 | 62.80 | | | |
| S Skinner | 1996 | 27 | 11 | 45 | 201 | 12.56 | 83 | 1889 | 22.76 |
| B Smith | 1997 | 33 | 6 | 53 | 476 | 17.63 | 59 | 1057 | 17.92 |
| B Spencer | 1994 | 84 | 25 | 30* | 623 | 10.56 | 165 | 3525 | 21.36 |
| P Stanbridge | 1996 | 59 | 7 | 148* | 1533 | 29.48 | 60 | 1476 | 24.60 |
| M Stanowski | 1998 | 3 | 2 | 20* | 43 | 43.00 | | | |
| A Staunton | 1998 | 14 | 3 | 50 | 184 | 16.73 | 30 | 814 | 27.13 |
| G Thompson | 1997 | 3 | 0 | 5 | 5 | 1.67 | 6 | 201 | 33.50 |
| C Tomko | 1980 | 276 | 27 | 103* | 6366 | 25.57 | 16 | 562 | 35.13 |
| E Tourle | 1998 | 4 | 0 | 5 | 15 | 3.75 | 9 | 165 | 18.33 |
| S Turner | 1997 | 2 | 0 | 26 | 30 | 15.00 | 4 | 141 | 35.25 |
| D Ward | 1998 | 9 | 1 | 32 | 76 | 9.50 | | | |
| T Watkins | 1989 | 111 | 13 | 150* | 2713 | 27.68 | 0 | 39 | * |
| D Waugh | 1998 | 18 | 2 | 86 | 505 | 31.56 | 17 | 470 | 27.65 |
| A Webster | 1996 | 31 | 8 | 88 | 461 | 20.04 | 68 | 1336 | 19.65 |
| D Welsh | 1998 | 7 | 1 | 52 | 224 | 37.33 | 7 | 165 | 23.57 |
| C Whittaker | 1998 | 13 | 3 | 143* | 393 | 39.30 | 1 | 33 | 33.00 |
| C Williams | 1992 | 108 | 6 | 141 | 2640 | 25.88 | 26 | 650 | 25.00 |
| M Wilson | 1975 | 231 | 35 | 120 | 4622 | 23.58 | 317 | 5771 | 18.21 |
| B Wood | 1994 | 34 | 7 | 62 | 658 | 24.37 | 99 | 1597 | 16.13 |
| J Wood | 1998 | 19 | 2 | 63 | 290 | 17.06 | 6 | 180 | 30.00 |
| O Young | 1990 | 86 | 10 | 113* | 2327 | 30.62 | 2 | 16 | 8.00 |

NOTES AND ACKNOWLEDGEMENTS

James Rodgers and Keith Pitty have been working on a list of all 2,628 SUCC players to have represented the Club since 1893. The list is complete, although further information will be added. It is proposed to publish the list in the next Annual Report, to mark the Club having then entered a new century of activity. The list is available on the Club's website which is accessible at www.sportsunion.usyd.edu.au (click on 'clubs', then 'cricket') or directly at <http://www.acslink.net.au/~kpitty/succ>

Mark Wilson did some editing and calculation of statistics, the desktop publishing work and organised the printing of the report, by the *University Printing Service*.

Ian Fisher undertook (when no-one else volunteered) the laborious job of checking and revising statistics for the several teams, and collating and checking Club aggregates, averages and career records for the various sections of the report. His output was the result of thorough and meticulous work, over many hours.

James Rodgers contributed the feature article and obituaries, in addition to his comprehensive captain's report. He also did checking and proof reading, as did Ted Le Couteur.

Keith Pitty assisted with the transfer of statistics from the Club newsletter to this report, calculated First Grade Career records and did some checking and proof reading.

Craig Tomko and Phil Logan contributed special articles.

Darby Quoyle took the action photographs in this report, and some of the team photos, and assisted with their layout in this Report.

Phil Gray Photography of Willoughby provided the first team photograph.

The authors of other reports and articles are named at the end of each such contribution.

This Annual Report was produced with the generous assistance of David Morgan's firm Alfred J Morgan & Son, Solicitors. The use of the facilities in David's office allowed the report's production to go forward conveniently and expeditiously for those involved.

David's practice is at Level 9, 84 Pitt Street, Sydney,

Make your booking to dine at

SURJIT'S
Indian Restaurant

All the best North Indian Cuisine with
special dishes prepared for special occasions.

Outside catering a speciality.


Surjit's Indian Restaurant, 215 Parramatta Road Annandale 2015

Tel 9569 8884, Fax 9564 3111

UNIVERSITY VETERANS' CENTENARY DINNER
in the
SYDNEY UNIVERSITY UNION REFECTORY
15TH OCTOBER 1999

The Sydney University Veterans cricket team are in their Centenary Year, and a dinner to celebrate the achievement will be held in the Sydney University Union Refectory room on the evening of Friday 15th October this year. If you would like to attend this function, or would merely like to be informed of final plans for it, please contact the Honorary Secretary of the Veterans, as below:

Dr Cyril Latimer
Department of Psychology
University of Sydney NSW 2006
Telephone and fax: (02) 9351 2481
Email: cyril@psych.usyd.edu.au



Sydney University Sport & Aquatic Centre

Located off City Road.
Free parking available before 9am and after 5pm

Facilities

Aerobics Studio
Cardio/Weights Room
50m Indoor Heated Pool
6 Tennis Courts
5 Squash Courts
Multi Purpose Sports Hall

Services

Fitness/Lifestyle Classes
Health Assessments
Tennis Coaching
School Holiday Programs
Swimming Coaching

OPEN TO THE LOCAL COMMUNITY

PH: 9351 4978

Ⓢ TOWER
UNIVERSITY VS VISITORS

E 6
55
02 7 233

