

INSTRUCTION MANUAL



RALLYING *the*
CHURCH *around the*
NEXT **GENERATION**

PRAYFORMECAMPAIGN.COM

423.648.7937

the **PRAYER** *of a*
RIGHTEOUS
PERSON *is*
POWERFUL
— and —
EFFECTIVE

James 5:16 b

CONTENTS

What is the Pray for Me Campaign?	2
Campaign Timeline	3
Preparing Your Church	4
Preparing for Your Launch Event	7
How to Launch in Youth & Children's Ministries Simultaneously	10
Staging the Event	11
Frequently Asked Questions	12
About the Prayer Guide	14
Church Support Services	15

WHAT IS *the* PRAY FOR ME CAMPAIGN?

The Pray for Me Campaign can be launched within a youth ministry, a children's ministry, or both simultaneously. For youth ministry launches, each student in 6th through 12th grade invites three adults to be his or her Prayer Champions for the year. For children's ministry launches, families with children in 5th grade and below invite three Prayer Champions as a unit to pray for all of their elementary-aged and younger children.

CAMPAIGN TIMELINE



Choose a campaign coordinator



Register your church online



Pick a launch date



Spread the word



Have prayer champions sign up



Prepare students and/or families for launch



Order prayer guides online



Launch!

STUDENTS
AND FAMILIES
INVITE



FROM
THREE
GENERATIONS




WHO ALL COMMIT TO
PRAYING
THROUGH THE GUIDE



THREE
ADULT BELIEVERS

TO SERVE AS THEIR
PRAYER
CHAMPIONS

FOR ONE
ENTIRE SCHOOLYEAR



PREPARING *your* CHURCH

1. CHOOSE A CAMPAIGN COORDINATOR

Campaign Coordinators work with the church staff to promote the Pray for Me Campaign, coordinate the launch event, register Prayer Champions, and distribute Prayer Guides. A Campaign Coordinator can be a member of the church staff, a parent, or a volunteer - someone who will lead your congregation with energy and enthusiasm!

2. REGISTER YOUR CHURCH

It's quick and easy! Fill out the church registration form on the Launch page. Registering allows us, the team at Pray for Me Campaign Chattanooga, to keep up with your campaign's progress and growth. You'll also receive updates from us throughout the year. We need each other's support. By registering, you'll receive a 20% discount off your Prayer Guides as a thank you for taking part in our larger campaign community.

3. PICK A LAUNCH DATE

Launches typically take place in a Sunday morning service, a Sunday school class, a Wednesday evening meeting, or a separate special event such

as a Pray For Me picnic. Choose what works best for your church. We recommend allowing at least an hour for the event itself so students will have plenty of time to choose their Prayer Champions and begin forming relationships.

4. SPREAD THE WORD

Now is the time to tell your congregation about the Pray for Me Campaign. You'll want to start early so that your congregation is aware long before the Launch takes place. We've included sample Bulletin Inserts, Connection Cards, and Posters in your welcome packet, and you can download additional resources at no charge on our website. We recommend showing our Videos (available on our website under the Resources page) in the weeks leading up to your launch to explain the guidelines, answer questions, and create excitement around the Pray for Me Campaign.

5. HELP PRAYER CHAMPIONS SIGN UP

Prayer Champions sign up in the weeks leading up to the launch via bulletin inserts or on Prayer Champion sign-up sheets (provided in your welcome packet and available for download on our website under the Resources page). You can display these resources during Sunday morning services and show potential Prayer Champions how to learn more and get involved. As your list of Prayer Champions grows, keep tabs on your numbers, as you'll want to end up with 3 Prayer Champions for every 1 middle or high school student or elementary school family.

6. PREPARE STUDENTS AND/OR FAMILIES FOR THE LAUNCH

Speak to your students and/or parents of young children about what the Pray for Me Campaign will mean for them and how they can participate. All a student and/or family has to do is attend the launch event and invite three adults from each age category (20's-30's, 40's-50's, and 60+) to be their Prayer Champions. It's such an enjoyable and rewarding process for all generations involved.

7. ORDER PRAYER GUIDES

The Prayer Guide provides the structure for the Pray for Me Campaign by giving Prayer Champions a guide to fulfill their commitment to pray for a young person over a school year. We recommend churches order the amount of Prayer Guides they will need for the launch event. Prayer Champions purchase guides at the time of the launch (or you may choose to subsidize the cost so that the books are discounted, free with any donation, or totally free). Extra books can be sold over the course of the year or used at the following year's launch. When ordering books through our website, we recommend allowing two weeks for delivery.

8. LAUNCH

Find more details on how to launch on pages 7-11.



PREPARING *for the* LAUNCH EVENT

TO DO IN ADVANCE

1. CREATE ENOUGH CONNECTION CARDS FOR STUDENTS AND/OR FAMILIES
2. CREATE NAME TAGS FOR ALL THE PRAYER CHAMPIONS AND STUDENTS
3. ORDER PRAYER GUIDES
4. RECRUIT 2-3 PHOTOGRAPHERS AND 1 VIDEOGRAPHER AND CREATE 2-3 SIGNS THAT SAY "MY PRAYER TEAM"
5. DETERMINE THE ROOM SETUP (SEE PAGE 11)

TO DO ON LAUNCH DAY

1. DISTRIBUTE CONNECTION CARDS TO STUDENTS AND/OR FAMILIES AND NAME TAGS TO STUDENTS/FAMILIES AND PRAYER CHAMPIONS.

We recommend that you provide a table with Connection Cards for students and/or families and a table with name tags for each generational group of Prayer Champions.

2. SET UP A PRAYER GUIDE TABLE

Prayer Champions visit this table during the launch to purchase or pick up a copy of the Prayer Guide. You may choose to ask Prayer Champions to pay the full cost (\$12.99) or your church may subsidize the cost to provide books for free or at a discounted rate. You may also ask for donations.

3. SET UP A DESIGNATED PHOTO AREA

After selecting three adults, each student and/or family will take a photo with their team of Prayer Champions and a sign that says “My Prayer Team.” We recommend setting up several stations where groups can have their picture taken to keep traffic flowing.

4. HAVE PRAYER CHAMPIONS STAND IN DESIGNATED AREAS ACCORDING TO THEIR GENERATION GROUP

Prayer Champions will stand in a designated area according to their generation group, and students and/or families will come invite them to be their Prayer Champion. Some churches coordinate generation groups with a certain color; for example, all Prayer Champions in the 40’s-50’s range will have blue name tags and stand in an area marked with blue balloons. Find a system for grouping generations and stick with it!

5. FOR YOUTH MINISTRY LAUNCHES:

Students will walk around to each generation group and invite one adult from each to be their

Prayer Champion. Prayer Champions will attach their name tags to the student’s Connection Card when they’re selected.

FOR CHILDREN’S MINISTRY LAUNCHES:

Families with children in fifth grade and below will walk around as a unit to each generation group and invite one adult from each generation to be a Prayer Champion for all of their children. Prayer Champions will attach their name tags to the family’s Connection Card when they’re selected.

FOR SIMULTANEOUS YOUTH AND CHILDREN’S MINISTRY LAUNCHES:

See the page 10 for instructions.

6. HOLD A TIME OF PRAYER FOR STUDENTS AND ALL INVOLVED

We recommend having a prayer time after everyone has selected their Prayer Champions and taken their group photos. Prayer Champions will kick off the year by praying together in teams with the students and their families. This is your first chance as a Prayer Champion to begin to pour into your student’s life! Savor this gift and thank the Lord for the work He will accomplish in your lives over the course of the year.

7. CAPTURE THE MOMENT. During the launch, have photographers snap pictures of each prayer team that has formed, holding “My Prayer Team” signs. Capturing candid and videography of the event is also highly encouraged.

HOW to LAUNCH in YOUTH and CHILDREN'S MINISTRIES SIMULTANEOUSLY

1. SPLIT PRAYER CHAMPIONS INTO AGE GROUPS

and station them in separate corners of the room.

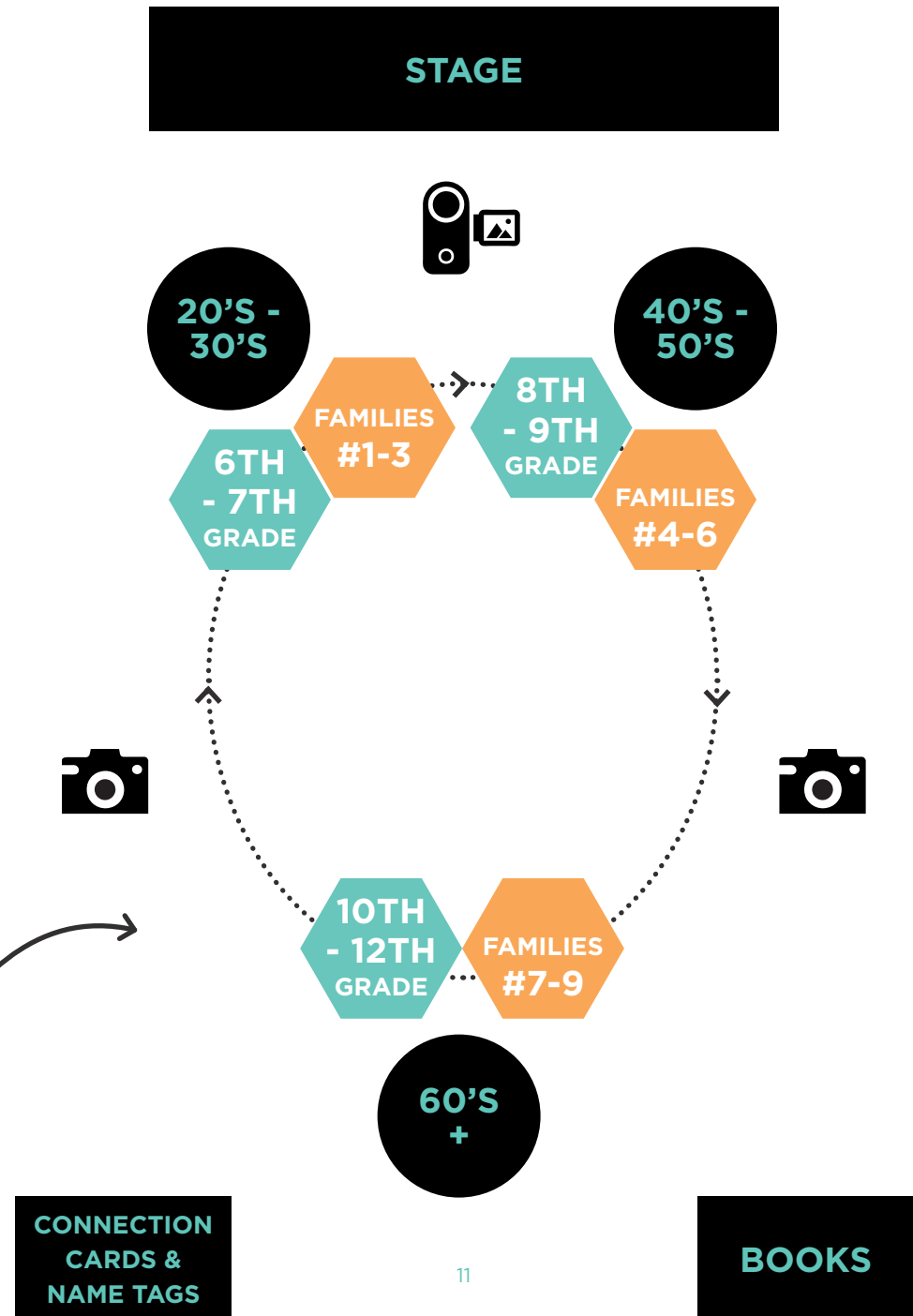
2. SPLIT STUDENTS INTO GROUPS ACCORDING TO THEIR GRADE and split family units into small groups (ie: if you have nine families, create three groups of three families each).

3. TO AVOID A TRAFFIC JAM, direct each student grade group and family small group to separate Prayer Champion age groups first. Then tell everyone to proceed clockwise (see diagram on p. 11)

4. ASK PEOPLE TO SIT DOWN when they have made all of their connections. When it seems that more than half of the people are sitting, ask the remaining Prayer Champions and student/families who need a third Prayer Champion to raise their hands. **ASK THOSE PEOPLE TO CONNECT.** If all of the students/families have three Prayer Champions each, and there are still unconnected Prayer Champions standing, encourage students/families to ask those Prayer Champions to be their fourth and fifth Prayer Champions! There is no such thing as too much prayer.

6. PRAY. After everyone is connected and they have had their picture made, ask each group to pray together.

it should look something like this



FREQUENTLY ASKED QUESTIONS

HOW DO YOU HANDLE PRAYER CHAMPIONS OR STUDENTS WHO CANNOT BE IN ATTENDANCE ON LAUNCH DAY?

This is easy! Remember, our goal for launch day is that everyone there walks away with a Prayer Team, so please be willing to think on your feet and do whatever is needed to match people that day. You can fill gaps with people who have already told you they can't attend the launch event, or assign absentees after the event when you see what gaps exist.

CAN WE MATCH/ASSIGN STUDENTS OR FAMILIES TO PRAYER CHAMPIONS?

The answer is yes. Some churches find that it makes more sense to match students and families ahead of time, primarily due to logistics. On the day of your launch event the students/families will get the names of their prayer champions and then go find them to ask, "Will you pray for me?" This process provides the opportunity for the thrill and excitement of being matched with a Prayer Team even though the Prayer Champions have already been chosen for the students/families. Remind your students/families that there is no risk of failure in this process, only rich rewards!

WHAT IF WE DON'T HAVE ENOUGH ADULTS IN A CERTAIN AGE GROUP?

That's okay! You would solve this by simply

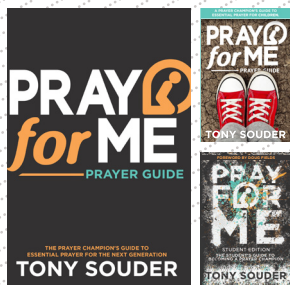
adjusting your groups. The ideal is three adults from three different generations; however, the goal is three adults investing in the life a young person/family through prayer.

WHY SHOULD WE VIDEO OUR LAUNCH EVENT?

There's no better way to promote next year's event than by giving your congregation a glimpse into the prior year's success. Turn your footage into a highlight reel to play on Sunday mornings, post it on social media, and don't forget to send it to us! Any footage is better than no footage, even if it has to be taken from a phone.

WHY BUY A T-SHIRT?

T-shirts are great to use for volunteers as you recruit Prayer Champions and host your launch event. They also serve as a good reminder to students and families that they are being prayed for, and to Prayer Champions to stay the course throughout the year, as their prayers make a profound difference in the lives of students and families!



ABOUT *the* PRAYER GUIDE

There are three editions of the Prayer Guide.

Youth Edition: The Youth Edition is designed to help adults serve as Prayer Champions for students in 6th-12th grade. (available in regular or large print)

Children's Edition: The Children's Edition is designed to help adults serve as Prayer Champions for families with children in 5th grade and below. (available in regular or large print)

Student Edition: The Student Edition is designed to help students in 6th-12th grade pray for themselves and their peers and can be used in conjunction with a launch event or independently.

The Pray for Me Campaign is all about prayer, so this is the fun part! Prayer Champions will pray for their students using the Prayer Guide for an entire school year. Prayer Champions who are praying every day will go through the Prayer Guide three times over the course of a school year.

The Pray for Me Prayer Guide is a tool specifi-

cally designed to help Prayer Champions stay the course in praying effectively for the next generation. As you work your way through the guide you will taste the sweetness of turning Scripture into prayer and learn to look through the lens of the 7 Essentials when praying. You will also have the opportunity to begin experiencing the rhythm of life with God using the SeeSavorShare (S3) Discipleship Process. All of these benefits are captured in thirteen weeks of daily focused prayer. As you encounter your student throughout the year, you can also ask them about specific prayer requests they may have.

Enjoy the adventure!

CHURCH SUPPORT SERVICES

We believe God can do amazing things in your church as you begin to bridge the gap between the generations. This manual is designed to help you launch the Pray for Me Campaign well, but we also desire to help you and your church flourish in sustaining the PFMC throughout the year. After the first few years of the PFMC we have heard from churches that it would be helpful to have some sort of support service to help them thrive along the way during the year.

In response to this feedback, we have created a service for churches both big and small. For a small monthly fee you can subscribe to our *Church Support Service*. Visit the resource tab on our website to find out more!

HELPING *every*

GENERATION

REACH *the next*

GENERATION

— *through* —

PRAYER

RALLYING *the*
CHURCH *around the*
NEXT GENERATION

[PRAYFORMECAMPAIGN.COM](https://prayformecampaign.com)

423.648.7937