



# LESSON 6

**Lesson Goal:** The children will learn that God has given us gifts. They will also learn that we should use those gifts to help others, that no gift is too small and that when we use our gifts God will bless us with even more.

**Main Point:** Disciples Of Jesus Use Their Gifts To Help Others!

**Bible Story:** The Parable of the Loaned Money (Matthew 25:14 - 29)

**Memory Verse:** *“In his grace, God has given us different gifts for doing certain things well.”*  
*Romans 12:6a (NLT)*

## WHAT IS THE PURPOSE OF THESE ACTIVITIES?

### Important – Not Important (Opening Activity)

The purpose of this activity is to show kids that every gift is important.

### Skit and Bible Story (Large Group Activity)

The skit and Bible story show the children that God gives us gifts, and we should use those gifts to help people.

### Bible Verse Jumble (Small Group Activity)

This activity will get children into their Bibles as they review a verse from the Bible story.

### Character Cards (Small Group Activity)

This activity will help the children understand what a gift is and how they can use their gifts to help others.

### Connect the Dots (Small Group Activity)

This activity is a visual way for the children to review the Bible story.

### Puzzled (Small Group Activity)

This activity will help the children see that no gift, or ability, is too small and that each gift is needed.

### Use What You Got (Small Group Activity)

This activity will show the children that when they use the gifts God gives them, He will give them more.

### Help Team Extreme (Large Group Activity)

This activity is a strategic time to review and reinforce the content of the lesson.

# WINTER EXTREME

## LESSON 6: DISCIPLES OF JESUS USE THEIR GIFTS TO HELP OTHERS!

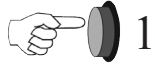
Single Teacher version - "Watch & Train" DVD



**Purpose Statement:** The skit and Bible story show the children that God gives us gifts, and we should use those gifts to help people.

**Materials/Props Needed:** Lesson 6 DVD materials.

• Lead the children through the opening activity "Important - Not Important."



1

• Begin Worship Time



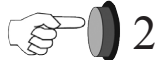
# 1

**TEACHER**

(CD Track # 1) Hi kids! Welcome back to the mountain for some more of the Winter X-treme X-Factor games! It wouldn't be the same if we didn't kick things off with a song. Everybody up!



STOP



2

Teacher leads children in singing the song.



# 1

**TEACHER**

(CD Track # 1) Good job on the song, Today we're talking about gifts. When I say "gifts" I'm not talking about presents. I'm talking about our abilities and talents. Who can tell me some talents people might have?

*Note: have the children raise their hands and answer the question. Almost any talent will work as an answer to this question. (i.e. running fast, making good grades, being able to draw well, etc.)*

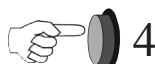
**TEACHER**

Those were all great examples of gifts and talents. However, there's all kinds of gifts out there besides those. We're all gifted, or talented, in different ways and our talents come from God. God is the one who gave us our abilities in the first place. That's why we call them gifts. God wants us to use our gifts to help others, and that's what real disciples of Jesus do. And that's our main point: **Disciples of Jesus Use Their Gifts to Help Others.** Everyone up, it's time to shout the main point!

*Note: Teacher leads children by first demonstrating the main point with motions, or have a child help decide motions.*

**TEACHER**

That was some loud shouting. In fact, I'd say that you all have a gift for being noisy. Jesus talked about using your gifts. In Matthew chapter 25, starting at verse 14, He told us a parable about how important it is that we use the gifts God gives us.



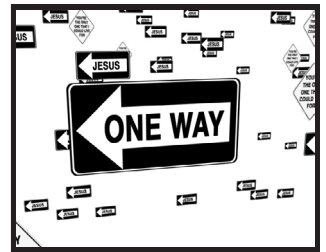
4

*Note: Play "Bible Story Video."*

1



2



3




4



**TEACHER**

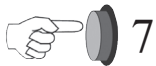
Maybe you've never thought of abilities like being a good athlete or being good at math, as gifts that come from God, but they do come from God! God gave us our abilities for a reason, to help others. Think about Rock Steadfast for a second. He's gifted at a lot of events, but would it make any sense for him to not use those gifts and not compete? Of course not. Rock also uses his status as an athlete to tell other people about God and Jesus. *(looks at watch)* Speaking of Rock, I think we should go and see what Rock & Scooter are up to.



*Note: Play "skit video" followed by "extreme event."*

**TEACHER**

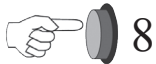
See, great things can happen when we are willing to use our gifts. If Scooter hadn't stepped up with his sweeping skills, Team Steadfast would still be in last place. We all have gifts too. Some of them might not seem very important, but no matter what your gifts and abilities are, they come from God and He wants you to use them to help people. Just check this Bible verse out:



**Romans 12:6a "In his grace, God has given us different gifts for doing certain things well."**

**TEACHER**

You see, God didn't have to give us our abilities, but He did. He made each of us special and we need to be thankful for that. Let's all stand and worship God for everything He has given us.



*Teacher leads the children in singing the song and then begins the offering time.*

**OFFERING**



**TEACHER**

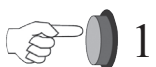
**(CD Track # 4)** Thank you for singing with me. We are now going to continue to worship God by taking up our offering. Remember, this is a special time that belongs to God.

*Teacher takes up offering.*



**TEACHER**

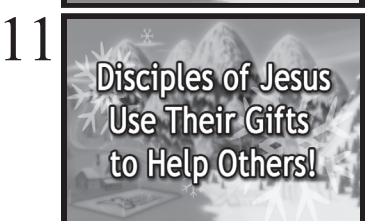

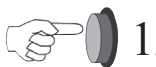
**(CD Track # 1)** It is now time for our Small Groups. You'll be learning more about using your gifts and hopefully, when you get back, you'll be able to help Team Extreme get down the mountain.



**SMALL GROUPS**

**TEACHER**

Welcome back from Small Groups. Team Extreme has to get down the mountain, but they'll never make it without your help. Use your gifts, remember what we talked about, and **Help Team Extreme!**



*Lead the children through the questions. Hit “next” when a child has given you the right answer.*



**TEACHER**

**(CD Track # 1)** Great job answering those questions. Thank you for helping me. Remember to use your gifts to help people this week. Because it’s just like our main point says: **Disciples of Jesus Use Their Gifts to Help Others!** See you next week!





## OPENING ACTIVITY: IMPORTANT - NOT IMPORTANT

### Lesson 6



**The purpose of this activity:** The purpose of this activity is to show kids that every gift is important.

**Description:** The children will listen to a list of gifts. For each gift they will run to one side of the room depending on if they think that it is an important gift, and the other side of the room if they think it is not an important gift. By the end, they will see that all gifts are important.

**Materials Needed:** This help sheet.



#### **To introduce this activity, say the following:**

1. Today we are going to learn about some gifts that God has given us.
2. What is a gift? (*A special skill or ability that God has given us to help others.*)
3. I am going to read you a list of gifts.
4. If you think the gift is an important one, move to this side of the room (*Point to the left.*)
5. If you think the gift is not important, then move to this side of the room (*Point to the right.*)
6. Are you ready to play?

**For detailed instructions on how to do this activity, see the DVD.**



#### **During the activity, say the following:**

1. Don't forget, if you think the gift is important, move to the left side of the room and if you think the gift is not important, move to the right side of the room.

*Note: You can list the gifts on a chart showing how many children thought the gift was important or not important. Go through the list at the end and help the children see why the gifts they thought were not important are important (See parentheses in gift list below).*

#### **Gifts (importance of gift):**

- You are good at math (*can help others with their homework*).
- You like to read aloud (*can volunteer to read to people at nursing homes or younger siblings*).
- I like to help others (*can help people out when they need an extra hand*).
- You are good at organizing things (*can help someone get organized*).
- You like to work on the computer (*can help others who aren't so good at working on the computer*).
- You like to bake cookies for other people (*can make others feel good by giving them cookies*).
- You like to do yard work (*can help out a neighbor or help out around your own house*).

- You like to be around animals (*can help people with their pets or volunteer at an animal shelter*).
- You like to talk to new people (*you can greet people at church*).
- You make friends easily (*you can help a new kid at school or a visitor at church feel welcome*).
- You like to wash cars (*you can help your friends, family, and neighbors out with washing their cars*).
- You are good at taking care of kids (*you can help your parents or a neighbor with taking care of kids*).
- You like to make people laugh (*you bring joy to others' lives*).
- You are good at playing the guitar (*you can play guitar at church or for friends*).
- You know your Bible pretty well (*you can help someone else find Bible verses at church when they have a hard time*).
- You are good at sports (*you can help someone else get better at sports by practicing with them*).
- You like to mow the lawn (*you can help your dad or mom with yard work*).
- You like to cook for others (*you can make food for people and help them feel happy*).
- You can make funny voices (*you can get involved in the puppet ministry at church or help people who are sad, feel better*).



**After this activity, say the following:**

1. What gifts did you think were not important?
2. Is there any way that that gift could be used to help someone else? How?
3. So it really is an important gift, then.
4. In this activity, we learned that every gift is important. Today we will be learning more about gifts and how to use them to help others.





## SMALL GROUP ACTIVITY: BIBLE VERSE JUMBLE

### Lesson 6



**The purpose of this activity:** This activity will get children into their Bibles as they review a verse from the Bible story.

**Description:** The children will look up a passage from today's Bible story. They will then have a stack of words to unscramble so that it matches the Bible verse they found.

*Note: There are two "Bible Verse Jumbles" available to you. The younger version will have the word and a symbol on the card for the children to match up. The older version will just have the words.*

**Materials Needed:** : "Bible Verse Word Cards Lesson 6 Younger or Older" from the Lesson Materials CD Rom.



**To introduce this activity, say the following:**

1. Today, we are going to learn a Bible verse from our story.
2. I will get you started and you can finish the verse.
3. Let's all work together to get this done.

**For detailed instructions on how to do this activity, see the DVD.**



**During the activity, say the following:**

1. Our verse today comes from Matthew 25:29a.

*Matthew 25:29a (NLT)*

*"To those who use well what they are given, even more will be given, and they will have an abundance."*

2. Here is the first word in the verse and the rest of the cards. Let's put the verse together in order.
3. Great job on putting the verse together! Who would like to read the verse aloud?
4. Now let's all say it together!
5. Let's get into our Bibles and find the verse.
6. If you are having a hard time finding the verse, raise your hand and I'll help you.



**After this activity, say the following:**

1. You did a great job of putting the Bible verse words in order.
2. The Bible is God's word and we should learn how to use it to make our lives better!
3. We have all been given something. This verse tells us that if we do well with what we've been given, God will give us even more.

# BIBLE VERSE WORD CARDS LESSON 6

YOUNGER VERSION

To

those

who



use

well

what



they

are

given





# BIBLE VERSE WORD CARDS LESSON 6

YOUNGER VERSION

even

more

will



be

given

and



they

will

have



# ***BIBLE VERSE WORD CARDS LESSON 6***

***YOUNGER VERSION***

an

abundance

Matthew 25:29a





## SMALL GROUP ACTIVITY: CHARACTER CARDS - YOUNGER

### Lesson 6



**The purpose of this activity:** This activity will help the children understand what a gift is and how they can use their gifts to help others.

**Description:** The teacher will read a problem card and the children will match up their gifts with the problem.

**Materials Needed:** “Game Board and Cards Lesson 6 younger” from the Lesson Materials CD Rom.



**To introduce this activity, say the following:**

1. We are learning about our gifts.
2. Who can tell me what a gift is? (*Something that you do well.*)
3. What is a gift that you think you have? Can you use that gift to help someone else?
4. Right now, we are going to look at some ways we can help others with our gifts.
5. When we hear the problem, you will have to find the gift that goes with that problem.
6. Listen carefully to the problem and see if your gift can help.
7. We are all going to work together to get our board completed.

**For detailed instructions on how to do this activity, see the DVD.**



**During the activity, say the following:**

1. I am going to read you a problem. Look carefully at your card to see if your gift can help the person on our problem card.
2. What kind of gift will help solve this problem? Who has that gift in front of them?  
(*Continue going through all the problem cards until you have matched each one of them up with a gift.*)





**After this activity, say the following:**



1. You did a fantastic job of matching the gifts in front of you with a problem.
2. In this activity, we talked about many different gifts that we might have. No matter what gift you have, you should use it to help others.





# ***PROBLEM CARDS***





# ***GIFT CARDS***





***PROBLEM CARDS***





***GIFT CARDS***



# ***PROBLEM CARDS***



# ***GIFT CARDS***





## ***PROBLEM CARD***

The elderly lady who lives next door has a garden but can't afford to pay someone to take care of it for her.


## ***GIFT CARD***



## ***PROBLEM CARD***

A new kid comes to school and doesn't have anyone to talk to.

## ***GIFT CARD***



## ***PROBLEM CARD***

I just moved into the neighborhood and I don't know anyone yet.

## ***GIFT CARD***



## ***PROBLEM CARD***

There is a new kid on my soccer team and he needs help learning how to play.


## ***GIFT CARD***



## ***PROBLEM CARD***

The local animal shelter needs some volunteers to help with the animals on the weekends.

## ***GIFT CARD***



## ***PROBLEM CARD***

My mom needs help cleaning up the house because we have company coming over.

## ***GIFT CARD***







## SMALL GROUP ACTIVITY: PUZZLED

### Lesson 6



**The purpose of this activity:** This activity will help the children see that no gift, or ability, is too small and that each gift is needed.

**Description:** The group will put together a puzzle with a gift listed on each puzzle. One piece will be “missing” because the teacher thinks the gift on that piece is not very important.

**Materials Needed:** “Puzzle Template Lesson 6,” “Puzzle Pieces Lesson 6” from the Lesson Materials CD Rom.



**To introduce this activity, say the following:**

1. Today we are going to put together a puzzle about our gifts.
2. I am going to give everyone a piece of this puzzle and each of you will need to come up to our puzzle template and place your puzzle piece.
3. Each puzzle piece has a gift written on it. We will read those as we put the puzzle together.
4. Who wants to put down their puzzle piece first?

**For detailed instructions on how to do this activity, see the DVD.**



**During the activity, say the following:**

1. These are all really important gifts. Do you think that any gift that is written on one of these puzzle pieces is not important?
2. I don't think we can finish this puzzle because we are missing the last puzzle piece. Oh wait, I have a puzzle piece here, but I don't want to use it. It's not a very important gift. *(Allow the kids to talk you into putting the puzzle piece into the puzzle.)*
3. Why do you think the gift of sweeping would make our church a better place? *(Sweeping makes the church look better to the people who come here.)*



**After this activity, say the following:**

1. Our puzzle almost didn't get finished because I was holding the missing piece.
2. Did you think that gift was not important enough to put in the puzzle? Why is this gift of sweeping important? *(The gift of sweeping is what helped Scooter and Rock win the contest today, no gift is not important, sweeping makes things look nice for the people who come to our church.)*
3. Just like every piece was important to complete the puzzle, when it comes to helping others, every gift is needed and every gift is important.

I  
Am  
Patient

I Can Help  
My Brother

I  
Like  
To  
Help Others

I Can  
Memorize  
Bible Verses

I Like To  
Do Yard  
Work

I Like To Laugh

I  
Can  
Draw

I Can  
Skateboard

I Can Sing

I  
Can  
Love  
Others

I  
Can  
Do  
Math

I Like to Share

I  
Can  
Sweep

I  
Can  
Do  
Science

I Like to Smile

I Like to Hug

I  
Can  
Do  
History

I Can  
Swim

I Can  
Play Sports

I  
Can  
Help  
My  
Sister


I  
Can  
Ride  
A Bike

I Can  
Dance

I Can  
Be  
Kind

I Can Help  
My Parents

I  
Can Run  
Fast



© 2006 Fellowship Church



## SMALL GROUP ACTIVITY: USE WHAT YOU GOT

### Lesson 6



**The purpose of this activity:** This activity will show the children that when they use the gifts God gives them, He will give them more.

**Description:** The children will be given a task to complete. As they finish each part of the task, they will be given the tools they need to complete the next part.

**Materials Needed:** “Connect, Color and Cut Sheet lesson 6” from the Lesson Materials CD Rom, pencils or crayons (any color but red), 1 red crayon, scissors, glue, paper (one per child for younger children, one set for older).



#### **To introduce this activity, say the following:**

1. I have a task that I want you to complete. *(If you have an older group of kids, choose one volunteer. If the children are younger, allow each of them to take part in the tasks.)*
2. You will have to complete each step before I tell you the next part of the task.
3. If you need anything, you can ask me for it.

**For detailed instructions on how to do this activity, see the DVD.**



#### **During the activity, say the following:**

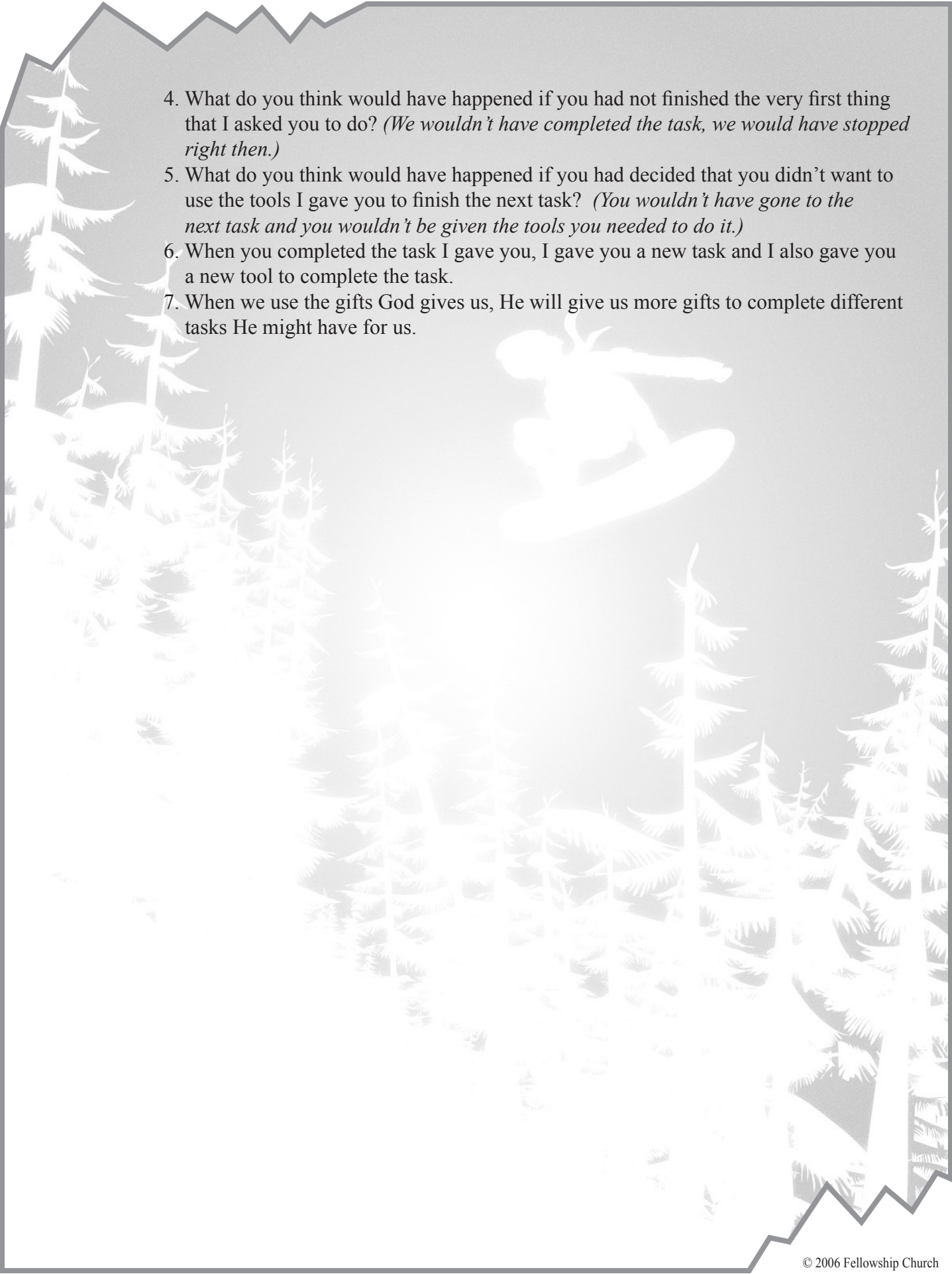
1. The first thing I want you to do is connect the dots on these pictures. *(Give each child a connect the dots picture and a pencil or crayon.)*
2. Good job on connecting the dots.
3. Now I want you to color different parts of the picture red. *(Children will most likely ask for a red crayon.)*
4. Oh, you don't have a red crayon. Well, let me give you one to help you finish this task.
5. Next, I want you to cut out this picture.
6. Let me give you the scissors that you will need to help you with that task.
7. Your next job is to glue this picture onto another piece of paper.
8. You need glue and a piece of paper? Here is some glue and here is a piece of paper. They will help you complete this task.
9. Great job! You are finished with the tasks I had for you to do today.



#### **After this activity, say the following:**

1. Each time you completed the task I gave you to do, I told you to do something else. Did you have everything you needed at the beginning of the activity? *(No.)*
2. What happened when you needed something? *(It was given to you.)*
3. Did you ever not have what you needed to complete your task? *(No, it was always given to you when you needed it.)*

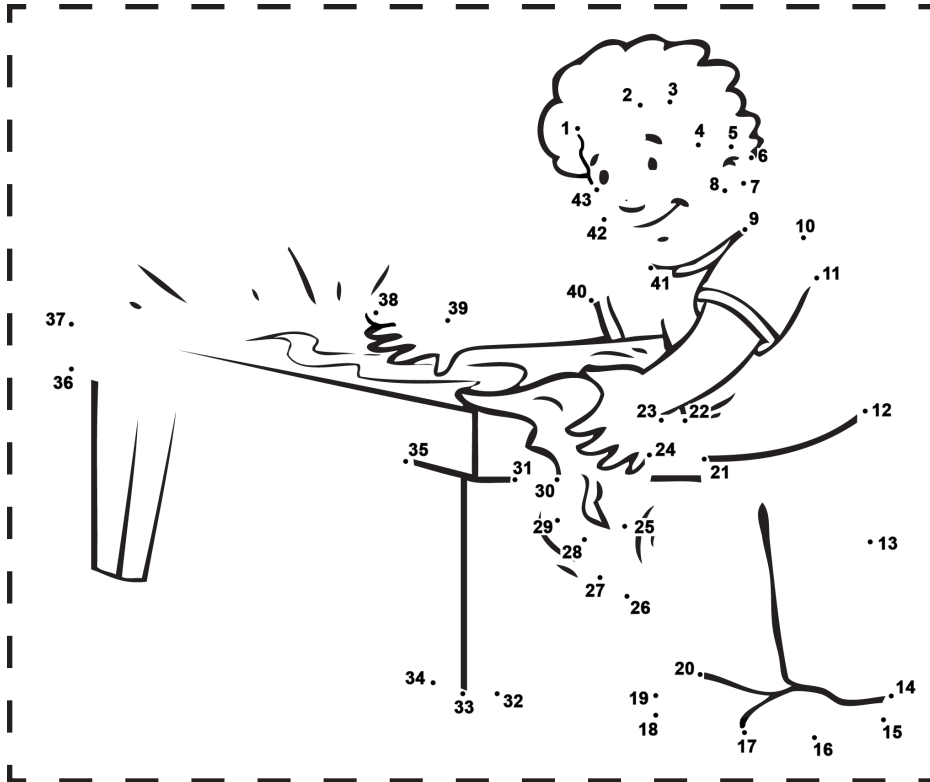



- 
4. What do you think would have happened if you had not finished the very first thing that I asked you to do? *(We wouldn't have completed the task, we would have stopped right then.)*
  5. What do you think would have happened if you had decided that you didn't want to use the tools I gave you to finish the next task? *(You wouldn't have gone to the next task and you wouldn't be given the tools you needed to do it.)*
  6. When you completed the task I gave you, I gave you a new task and I also gave you a new tool to complete the task.
  7. When we use the gifts God gives us, He will give us more gifts to complete different tasks He might have for us.



# CONNECT, COLOR AND CUT SHEET

## LESSON 6







## LARGE GROUP ACTIVITY: HELP TEAM EXTREME

### Lesson 6



**The purpose of this activity:** This is a strategic time to review and reinforce the content of the lesson.

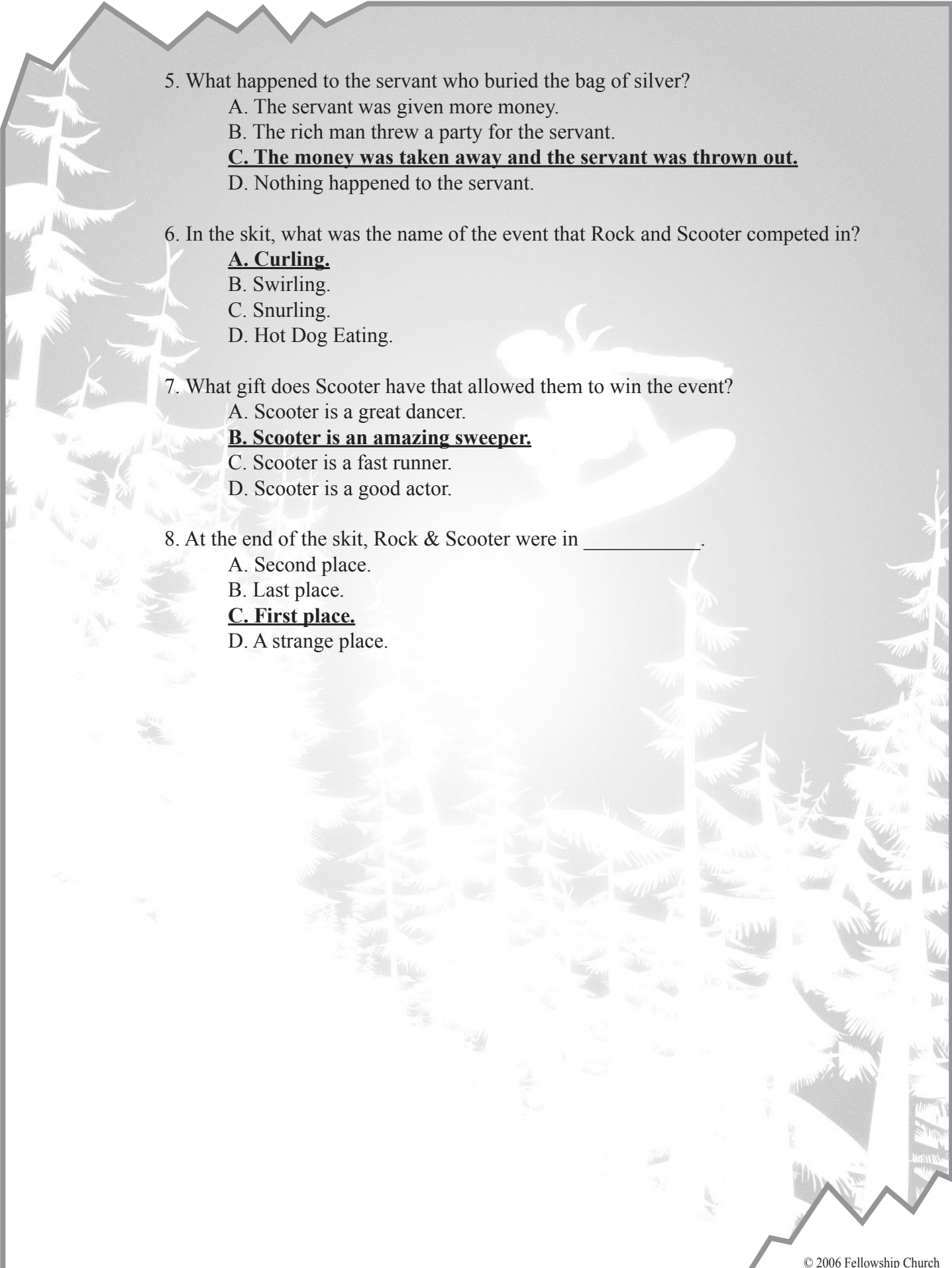
**Materials Needed:** DVD chapter “Help Team Extreme” lesson 6.



**To introduce this activity, say the following:**

Ask the following questions and have the children answer. When a child answers correctly hit “next.”

1. Which of these gifts can be used to help others?
  - A. Being good at math.
  - B. Being a good athlete.
  - C. Being able to draw.
  - D. All of the above.**
2. What could happen if you don't use your gifts?
  - A. You could lose your gifts.**
  - B. You could get more gifts.
  - C. You could trade gifts until you find one you can use.
  - D. Nothing.
3. In today's Bible story, what did the rich man give to his servants?
  - A. Food.
  - B. Bags of silver.**
  - C. A stern talking to.
  - D. Attitude.
4. What happened to the servant who earned 5 more bags of silver?
  - A. The servant lost the money.
  - B. The servant started up a business.
  - C. The servant made the rich man angry.
  - D. The servant was given even more.**



5. What happened to the servant who buried the bag of silver?

A. The servant was given more money.

B. The rich man threw a party for the servant.

**C. The money was taken away and the servant was thrown out.**

D. Nothing happened to the servant.

6. In the skit, what was the name of the event that Rock and Scooter competed in?

**A. Curling.**

B. Swirling.

C. Snurling.

D. Hot Dog Eating.

7. What gift does Scooter have that allowed them to win the event?

A. Scooter is a great dancer.

**B. Scooter is an amazing sweeper.**

C. Scooter is a fast runner.

D. Scooter is a good actor.

8. At the end of the skit, Rock & Scooter were in \_\_\_\_\_.

A. Second place.

B. Last place.

**C. First place.**

D. A strange place.