



## Lesson 4

**Lesson Goal:** The children will learn that they should put the needs of others above their own.

**Main Point:** I Will Put Others First!

**Bible Story:** Paul and Silas minister to the jailer (Acts 16)

**Memory Verse:** Galatians 6:3

*"If you think you are too important to help someone, you are only fooling yourself. You are not that important." (NLT)*

### What is the purpose of these activities?

#### What's On Top? (Instructional Opening Activity)

The purpose of this activity is to introduce the kids to the idea of placing others before ourselves.

#### Beach Games (Thematic Opening Activity)

The purpose of these games is to introduce the Main Point through an island or beach themed game time.

*The Thematic Opening Activity is an added feature in this Elevate series. You may use multiple opening activities or pick the ones your kids will most enjoy.*

#### Skit and Bible Story (Large Group Activity)

The Skit and Bible Story teaches the children that they should put the needs of others above their own..

#### Bible Dig: Older and Younger (Small Group Activity)

The purpose of this activity is to help the kids practice using their Bibles and to help them learn that the Bible teaches us to put others' needs above our own.

#### Message In A Bottle (Small Group Activity)

The purpose of this activity is to help the children review the Bible Story of the day.

#### The Get and Give Store (Small Group Activity)

The purpose of this activity is to give the children the opportunity to choose to meet the needs of others over getting something they want.

#### Flip It (Small Group Activity)

The purpose of this activity is to help children think of others' needs over their own wants.

#### If You Want It, Give It (Small Group Activity)

The purpose of the activity is to give the kids an opportunity to put others first.

# Shipwrecked

## LESSON 4: I WILL PUT OTHERS FIRST!

Single Teacher version - "Watch & Train" DVD

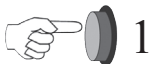


**Purpose Statement:** This Skit and Bible Story teaches the children that they should put the needs of others above their own.

**Materials/Props Needed:** Lesson 4 DVD materials.

• Lead the children through the opening activity "Beach Games" and/or "What's On Top?"

• Begin Worship Time.

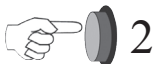


1



# 1

**TEACHER**  
**(CD Track # 1)** It is good to see you again. I think it's time for some singing. If this is your first time here, we are happy to see you. Just follow along with our song; you'll get the hang of it. Everybody up!



2

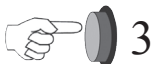
*Teacher leads the children in singing the song.*



# 1



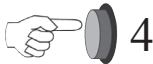
STOP



3

**TEACHER**  
**(CD Track # 1)** Whew, good job. Welcome, once again, to another session of our series, "Shipwrecked!" Today we're talking about putting others first. That means that we put the needs of others above our own needs. That's not always easy, because usually we just want to worry about ourselves. But that's not what we're supposed to do. The Bible says we should put others' needs before our own. In fact, putting others first is our Main Point for today: **I Will Put Others First!** Let's all stand and shout that together.

*Teacher leads the children by first demonstrating the main point with motions. Then have the children repeat the main point two or three times.*



4

**TEACHER**  
Good job! When we put ourselves first, we think we are more important than others. But the Bible says this is not true, we aren't more important than anyone else. Let's look at our Bible Verse for today.

**Galatians 6:3** "If you think you are too important to help someone, you are only fooling yourself. You are not that important." NLT

**TEACHER**

This verse doesn't mean that we aren't important. It just helps us understand that we are never too important to help others. Sometimes putting others' needs first is easy. Maybe all you need to do is let someone go ahead of you in line, or maybe you give up your turn to play a video game so someone else can play. Sometimes it can be harder because it might cost you something. But even so, God still wants us to put others first. One man who


1




2



3

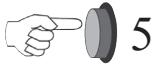


4



# Shipwrecked

really understood putting others first was Paul. In Acts 16 there is a great story about Paul putting someone else's needs above his own. Let's check out the story.

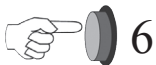


## 5 BIBLE STORY

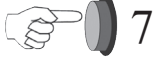
*Note: Play "Bible Story Video."*

### TEACHER

Paul could have gone free, but he believed that the guard's life was more important than his freedom. Paul put others first. If everyone put everyone else's needs first, then everyone would have their needs met. No one would have to look out for themselves; we would all look out for each other. You know, I can think of two people who need to learn how to put others first: Jamie and Aaron.

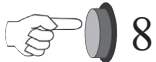


*Note: Play "Skit Video" followed by "Crab Dash Video."*

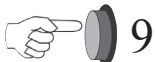


### TEACHER

It took a while, but they got the point. They eventually put each other's needs first. Unfortunately, we all put ourselves first from time to time. But right now, I want to put God first. Let's take some time to thank God for what He has done by worshipping Him with a song.



*Teacher leads the children in singing the song and then begins the offering time.*



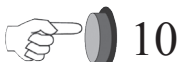
## 9 OFFERING



### TEACHER

**(CD Track # 6)** Good job, everyone. Now I want to go into our offering time. This is a time where we give back a little of what God has given us as a way to say thank you to Him. This is another way to put God first. When we are here at church, we worship God in four very special ways. We sing, we pray, we study the Bible, and we give. Now I'll lead us in prayer, and then I want you to come and give your gift to God. If you didn't bring an offering today, that's okay. You don't have to come up, you just need to sit quietly and pray to God. Say, "Thank You," to Him until we are done with our offering time. Let's pray.

*Lead the children in a prayer. Include elements of the lesson you are teaching today. For instance, today we are talking about putting others first. So you might say, "God, help us to remember to put others needs before our own." Take up the offering.*



### TEACHER




**(CD Track # 1)** Remember there will be times that we will struggle with putting others first. But we can always ask God for help. And we can remember our Bible verse. Right now let's go to our application time and learn how we can put others first in our lives.


5



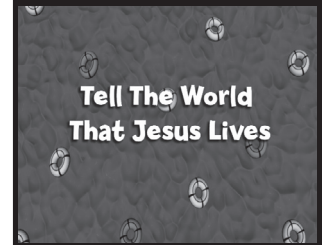
6



7



8



9



10



# Shipwrecked



11 *SMALL GROUPS*

*Teacher greets the kids as they come back from their Small Groups.*

11



12 Welcome back. It's time to play our review game, "**Ship To Shore!**"

*Note: Lead the children through the questions. Hit "play" when a child has given you the right answer.*

12



*CLOSING*



**TEACHER**  
**(CD Track # 1)** Thanks so much for being here today. I'll see you next time. Don't forget our Main Point for today: **I Will Put Others First!** See you later.



Opening Activity:

## What's On Top?

Lesson 4



**The purpose of this activity:** The purpose of this activity is to introduce the kids to the idea of placing others before ourselves.

**Description:** The children will race in teams to rank activities as either very important or less important.

*Note: If you have a small number of kids you can run just one team and time them.*

**Materials Needed:** For this activity you will need this help sheet, a set of Lesson 4 "What's On Top Cards" from your CD Rom for each group, a large poster board or sheet of butcher paper with the top section labeled "Very Important" and a bottom section labeled "Less Important," and tape or some other way to attach the cards to the board.



**To introduce this activity, say the following:**

1. Let's divide up into teams
2. These cards have lots of things on them that you might do.
3. Some of them are more important than others.
4. We are going to see which team can put them in the right sections the fastest.
5. You will take one of these at a time and put it where you think it should go.
6. When all the cards are placed, I will tell you if they are in the correct place or not.
7. Ready? Go!

**For detailed instructions on how to do this activity, see the DVD.**

*Note: There is not a ranking from most important to least important. Only the two distinctions of "Very Important" or "Less Important." Don't tell the kids they have made a mistake until all the cards are placed. Then, for older kids, simply tell them how many are wrong. Let them run down and move them around one piece at a time until they are all correct. For younger kids take the incorrect ones off of the board for them.*

### *Very Important*

*Invite someone to church, Bring an offering, Help Mom clean up after dinner, Help brother with homework, Help Dad wash the car, Collect food for charity, Sing a song for Grandma, Get an assist in basketball, Read a book to my sister, Pick up trash.*

### *Less Important*

*Play video games, Buy myself a toy, Read a book by myself, Get new clothes, Sing a solo in the school concert, Play in a soccer tournament, Go shopping for myself, Score a goal myself.*



**During the activity, say the following:**

1. What things do you think are more important? Things that help other people or things that are just for us?



**After the activity, say the following:**

1. Great job!
2. Why is picking up trash very important? *(It helps keep the earth clean, it is helping out the person who dropped it or the person whose job it is to clean it up.)*
3. Why is it more important to have an assist than to score a goal? *(Assists make the whole team better not just me.)*
4. It is more important to do things for others than it is to do things for ourselves.

**Summary:** You guys did a great job with this race. Today we will be talking about putting others first.



*What's on Top*  
*Lesson 4*

*Very*

*Important*





*What's on Top*  
*Lesson 4*

*Less*

*Important*



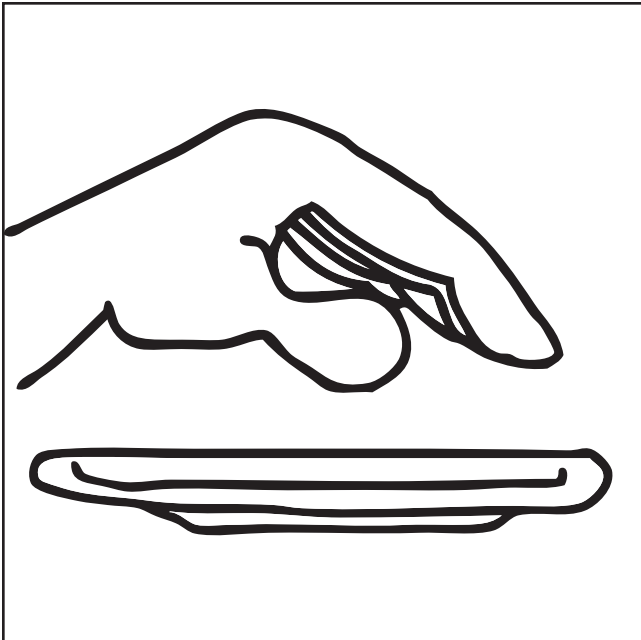




*Buy myself  
a toy*

*Collect food  
for charity*


*Get an assist  
in Basketball*



Bring an  
offering

Help brother  
with homework



Help Dad  
wash the car



*Help Mom  
clean up  
after dinner*

*Invite  
someone to  
church*


*Pick up  
trash*



*Play  
video games*

*Read a book  
by myself*


*Read a book  
to my sister*



*Sing a song  
for Grandma*

*Score a goal  
myself*

*Get new  
clothes*



*Go shopping  
for myself*

*Play in a  
soccer  
tournament*

*Sing a solo in  
the school  
concert*



# Shipwrecked

Small Group Activity:  
**Bible Dig (Younger)**

Lesson 4



**The purpose of this activity:** The purpose of this activity is to help the kids practice using their Bibles, and to help them learn that the Bible teaches us to put others needs above our own.

**Description:** The children will dig for words from the Bible memory verse, put them in order, and look the verse up in the Bible.

**Materials Needed:** For this activity you will need this help sheet, the “Bible Verse Shells” from your CD-Rom, a tub or container of “sand,” and Bibles for each child in your group.

*Note: The words of the verse will be on the shells. The “sand” can be actual playground sand, or macaroni, or anything else that the kids can dig through.*



**To introduce this activity, say the following:**

1. If you dig around in the sand on a beach, you can find all sorts of things.
2. We are going to dig up our verse from the Bible.
3. Each shell has a word on it and some symbols.
4. Let’s find all the words and put them in order!

**For detailed instructions on how to do this activity, see “Every Week Lessons” on your DVD.**

*Today’s verse is:*

*Galatians 6:3 “If you think you are too important to help someone, you are only fooling yourself. You are not that important.”*



**During the activity, say the following:**

1. When we match up these symbols we will be able to read the verse.
2. Let’s look up the verse in our Bibles.
3. If you need help, ask me and I will help you.



**After the activity, say the following:**

1. Great job!
2. What does this verse tell us? (*We are not too important to help others.*)

**Summary:** Remember that lots of great things can be found by digging in your Bible. And remember what our verse tells us this week. We should always be willing to serve others and consider others as more important than ourselves.

If



you



think



you



are



too



important



to



help





someone,



you



are



only



fooling



yourself.



You



are




not





that



important.



# Shipwrecked

Small Group Activity:

## Flip It

Lesson 4



**The purpose of this activity:** The purpose of this activity is to help children think of others' needs over their own wants.

**Description:** The children will get a paper with an "M" on it and spaces to write/draw things they want. After filling the spaces, they will flip the paper over to make the "M" a "W" with spaces for things that they can do for someone else.

*Note: For the younger kids have one large printout stuck to the wall and fill it in while you talk through it.*

**Materials Needed:** For this activity you will need this help sheet, the Lesson 4 "Flip It" chart from your CD Rom, and writing or drawing materials for each child in your group.



**To introduce this activity, say the following:**

1. The letter "M" on this paper stands for "Me."
2. "Me" first. I am going to write things that I want on the right side of the "M."
3. What are some things you want?
4. Let's write them down.

**For detailed instructions on how to do this activity, see the DVD.**



**During the activity, say the following:**

1. Thinking about "Me" first, we all came up with a list of things we want.
2. But God wants us to think of the needs of others first.
3. Let's flip our chart over.
4. Now the "M" is a "W."
5. The "W" stands for "Who," and "What."
6. Who are some people in our lives we can help? (*Friends, teachers, brother and/or sister, missionaries.*)
7. What are some of their needs and how can we help? (*Help with chores, clean up, help study, bring offering to church.*)
8. Let's write these beside the "W."



**After the activity, say the following:**

1. When we are thinking about all the things that we want, we need to flip it and think of who we can help instead.

**Summary:** When you want something this week, instead of looking at life with a "Me first" attitude, flip it and think of the needs of others first. Then think of how you can help meet those needs.

**M M**

**ME**

**WHO & WHAT**



## Large Group Activity:

# Ship To Shore

## Lesson 4



**The purpose of this activity:** This is a strategic time to review and reinforce the content of the lesson.

**Materials needed:** DVD chapter “Ship to Shore” lesson 4.



**To introduce the activity:**

Ask the following questions and ask for volunteers to answer. If they answer correctly, hit “play” on the DVD.

1. What was our Main Point for today?  
**A. I Will Put Others First!**  
B I Will Encourage Others!  
C. I Will Give God The Credit For The Good Things I Do!  
D. I Will Have A Good Attitude No Matter What!
2. Which of the following is an example of putting others first?  
A. I get the last slice of pie before my sister gets to it.  
B. I make everyone play the games I want to play.  
**C. Instead of playing video games on our TV, I let my brother watch his favorite movie.**  
D. I make a rule that no one can walk through a door before me.
3. According to our Bible story, Paul was \_\_\_\_\_ for helping someone.  
A. given a reward  
B. praised by the king  
**C. put in prison**  
D. sent on a cruise
4. As Paul sang and prayed to God, something amazing happened, what was it?  
A. The guard let them out.  
**B. An earthquake shook the prison and all the doors flew open**  
C. The Red Sea parted.  
D. The sun stood still.
5. How did Paul put others first?  
A. He let Silas leave the prison before him.  
B. He told the other prisoners he would get them some ice cream.  
**C. He told the guard that all of the prisoners were still there.**  
D. He locked everyone back in the jail for the guard.

6. In the skit, who had a problem putting others first?

A. The Guard.

**B. Jamie & Aaron.**

C. Island Joe.

D. Silas.

7. How did being selfish hurt Aaron and Jamie?

A. The earth monster got them.

**B. They put a hole in the raft.**

C. They lost all of their fruit.

D. They were bitten by sand crabs.

8. True or false: Everyone should put others first.

**A. True.**

B. False.