

Link and Learn

Online Training

Online Training – Link and Learn

Link & Learn Taxes linking volunteers to quality e-learning

Home Certification Paths Puerto Rico Foreign Student

WELCOME: Link & Learn Taxes e-Learning

Link & Learn Taxes is self-paced e-learning for the Volunteer Income Tax Assistance and Tax Counseling for the Elderly (VITA/TCE) program. This training will instruct you in the VITA/TCE return preparation process and tax law covered in the VITA/TCE program.

[Click here to see the content of each course.](#)

Click the Certifications Paths tab above to select your certification level and access the student and teacher course materials.

[Course Evaluation](#)

We welcome your suggestions for improving your experience, as well as that of the taxpayers you serve. Please complete the electronic evaluation for your course or mail your concerns to:

Internal Revenue Service - Stop 45WI – VITA/TCE Training
– 401 West Peachtree Street, NW – Atlanta, GA 30308

Although we cannot respond individually to each letter, we do appreciate your feedback and will consider your comments in future updates to this site.

Thank you for volunteering your time to provide this valuable service.

Introducing the new [VITA/TCE Central](#) your one-stop shop for volunteer training.

[VITA/TCE Central](#) lets you find your most frequently used tools on one page—certification tests, training and testing PDFs, evaluations, Practice Lab, instructor tools and more!

Additional training modules (Volunteer Standards of Conduct, Form 13614-C, Intake/Interview and Quality Review Training, optional specialty courses, and Site Coordinator training) are also available on [VITA/TCE Central](#).

Additional Resources

- [Tax Software Practice Lab](#)
- [Partner and Volunteer Resource Center](#)
- [Quality and Volunteer Tax Alerts](#)
- [Latest Tax Information for Individuals](#)
- [Publication 5192, Ten Key Points for Communicating with People with Disabilities](#)

The following videos describe the taxpayer experience at free tax preparation sites and explain basic information about the return preparation process. This information is beneficial for the volunteers who serve as American Sign Language interpreters at the sites across the country and useful for anyone who wants to better understand the tax preparation process.

- [ASL: Get Free Tax Help](#)
- [ASL: What to Bring at Tax Time](#)
- [ASL: Understanding Your Tax Return](#)

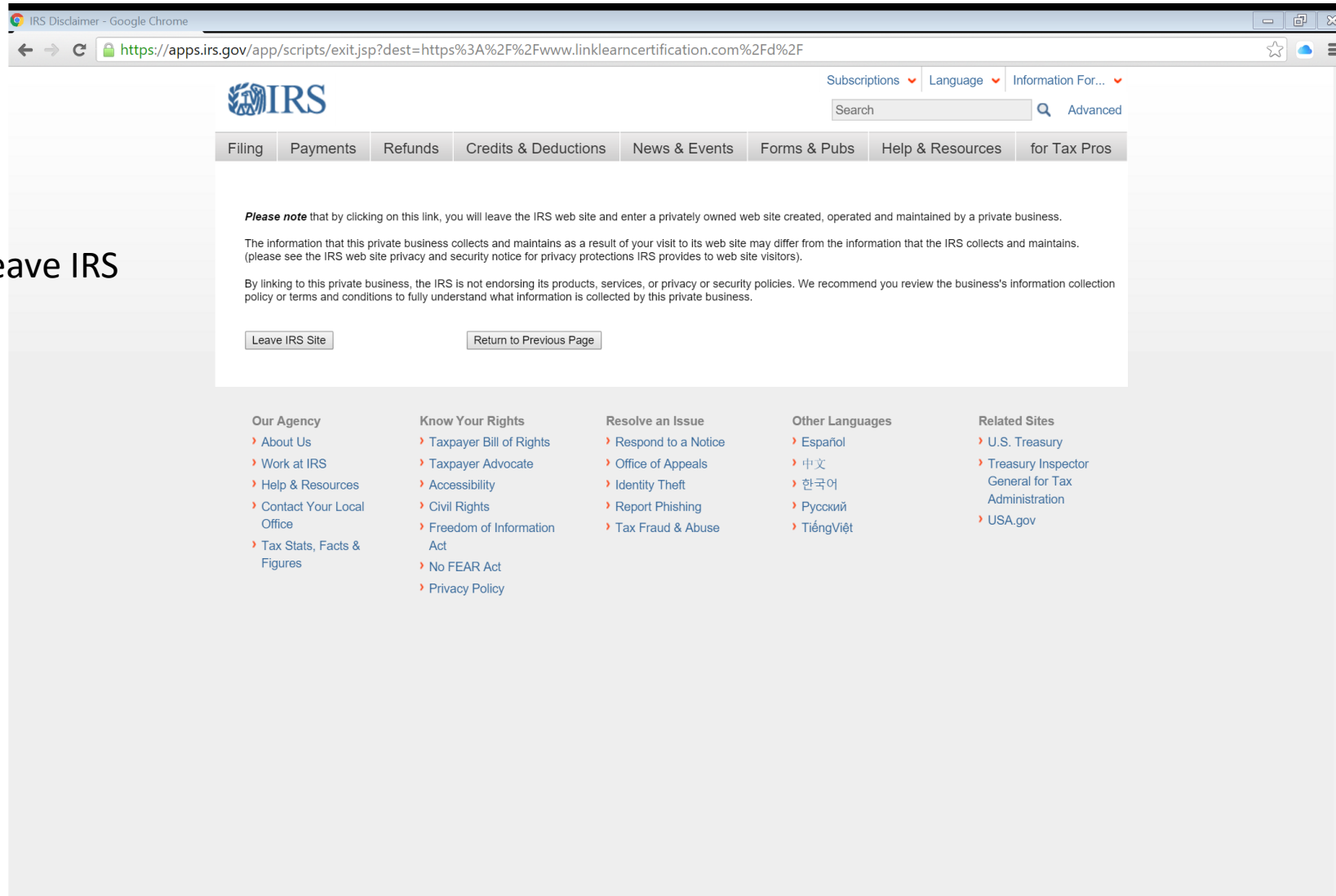
FIRST - Go to link and learn website:

<https://apps.irs.gov/app/vita/>

Second – Click on VITA/TCE Central link

Exit to Link and Learn Online Training

Click on the “Leave IRS Site” button



The screenshot shows a Google Chrome browser window with the URL <https://apps.irs.gov/app/scripts/exit.jsp?dest=https%3A%2F%2Fwww.linklearncertification.com%2Fd%2F>. The page features the IRS logo and a navigation menu with categories: Filing, Payments, Refunds, Credits & Deductions, News & Events, Forms & Pubs, Help & Resources, and for Tax Pros. A central white box contains the following text:

Please note that by clicking on this link, you will leave the IRS web site and enter a privately owned web site created, operated and maintained by a private business.

The information that this private business collects and maintains as a result of your visit to its web site may differ from the information that the IRS collects and maintains. (please see the IRS web site privacy and security notice for privacy protections IRS provides to web site visitors).

By linking to this private business, the IRS is not endorsing its products, services, or privacy or security policies. We recommend you review the business's information collection policy or terms and conditions to fully understand what information is collected by this private business.

At the bottom of this box are two buttons: [Leave IRS Site](#) and [Return to Previous Page](#).

Below the white box is a footer with five columns of links:

- Our Agency**
 - › [About Us](#)
 - › [Work at IRS](#)
 - › [Help & Resources](#)
 - › [Contact Your Local Office](#)
 - › [Tax Stats, Facts & Figures](#)
- Know Your Rights**
 - › [Taxpayer Bill of Rights](#)
 - › [Taxpayer Advocate](#)
 - › [Accessibility](#)
 - › [Civil Rights](#)
 - › [Freedom of Information Act](#)
 - › [No FEAR Act](#)
 - › [Privacy Policy](#)
- Resolve an Issue**
 - › [Respond to a Notice](#)
 - › [Office of Appeals](#)
 - › [Identity Theft](#)
 - › [Report Phishing](#)
 - › [Tax Fraud & Abuse](#)
- Other Languages**
 - › [Español](#)
 - › [中文](#)
 - › [한국어](#)
 - › [Русский](#)
 - › [TiếngViệt](#)
- Related Sites**
 - › [U.S. Treasury](#)
 - › [Treasury Inspector General for Tax Administration](#)
 - › [USA.gov](#)

Link and Learn - Online Training Lesson

For Online Training Lessons

Link & Learn Taxes linking volunteers to quality e-learning

Home Certification Paths Puerto Rico Foreign Student

WELCOME: Link & Learn Taxes e-Learning

Link & Learn Taxes is self-paced e-learning for the Volunteer Income Tax Assistance and Tax Counseling for the Elderly (VITA/TCE) program. This training will instruct you in the VITA/TCE return preparation process and tax law covered in the VITA/TCE program.

[Click here to see the content of each course.](#)

Click the Certifications Paths tab above to select your certification level and access the student and teacher course materials.

[Course Evaluation](#)

We welcome your suggestions for improving your experience, as well as that of the taxpayers you serve. Please complete the electronic evaluation for your course or mail your concerns to:

Internal Revenue Service - Stop 45WI – VITA/TCE Training
– 401 West Peachtree Street, NW – Atlanta, GA 30308

Although we cannot respond individually to each letter, we do appreciate your feedback and will consider your comments in future updates to this site.

Thank you for volunteering your time to provide this valuable service.

Introducing the new [VITA/TCE Central](#) your one-stop shop for volunteer training.

[VITA/TCE Central](#) lets you find your most frequently used tools on one page—certification tests, training and testing PDFs, evaluations, Practice Lab, instructor tools and more!

Additional training modules (Volunteer Standards of Conduct, Form 13614-C, Intake/Interview and Quality Review Training, optional specialty courses, and Site Coordinator training) are also available on [VITA/TCE Central](#).

Additional Resources

- [Tax Software Practice Lab](#)
- [Partner and Volunteer Resource Center](#)
- [Quality and Volunteer Tax Alerts](#)
- [Latest Tax Information for Individuals](#)
- [Publication 5192, Ten Key Points for Communicating with People with Disabilities](#)

The following videos describe the taxpayer experience at free tax preparation sites and explain basic information about the return preparation process. This information is beneficial for the volunteers who serve as American Sign Language Interpreters at the sites across the country and useful for anyone who wants to better understand the tax preparation process.

- [ASL: Get Free Tax Help](#)
- [ASL: What to Bring at Tax Time](#)
- [ASL: Understanding Your Tax Return](#)


To receive the full benefits of the e-learning interactivity in this course, you must have JavaScript enabled on your computer. If you cannot enable JavaScript on your computer, request a printed version of the course (Publication 4491) at your volunteer center or download the file through www.irs.gov.

If you don't already have it, get [Adobe Acrobat Reader®](#) to view and practice with sample tax forms. Adobe Acrobat version 8.0 or later is required.


Click here for training content...

Link and Learn Content

Link & Learn Taxes, linking volunteers to quality e-learning - Google Chrome
https://apps.irs.gov/app/vita/sitemap.jsp



Link & Learn Taxes linking volunteers to quality e-learning



Home Certification Paths Puerto Rico Foreign Student

WELCOME: Link & Learn Taxes e-Learning

Basic Menu:

- [What's New This Year](#)
- [Course Introduction Workout](#)
- [Affordable Care Act Workout](#)
- [Filing Basics Workout](#)
- [Filing Status Workout](#)
- [Personal Exemptions Workout](#)
- [Dependency Exemptions Workout](#)
- [Unique Filing Status and Exemption Situations Workout](#)
- [Income Workout](#)
- [Income — Retirement Income Workout](#)
- [Income — Unemployment Compensation](#)
- [Social Security Benefits Workout](#)
- [Other Income, Form 1040 Line 21 Workout](#)
- [Adjustments to Income Workout](#)
- [Standard Deduction and Tax Computation Workout](#)
- [Itemized Deductions Workout](#)
- [Credit for Child and Dependent Care Expenses Workout](#)
- [Education Credits Workout](#)
- [Child Tax Credit Workout](#)
- [Miscellaneous Credits Workout](#)
- [Other Taxes Workout](#)
- [Payments Workout](#)
- [Earned Income Credit \(EIC\) Workout](#)
- [Refund and Amount of Tax Owed Workout](#)
- [Quality Review of the Tax Return](#)
- [Concluding the Interview](#)
- [Amended and Prior Year Returns Workout](#)
- [Health Savings Accounts \(HSA\)](#)

Advanced Menu:

- [What's New This Year](#)
- [Course Introduction Workout](#)
- [Affordable Care Act Workout](#)
- [Filing Basics Workout](#)
- [Filing Status Workout](#)
- [Personal Exemptions Workout](#)
- [Dependency Exemptions Workout](#)
- [Unique Filing Status and Exemption Situations Workout](#)
- [Income Workout](#)
- [Income — Business: Form 1040, Line 12 Workout](#)
- [Income — Capital Gain or Loss Workout](#)
- [Income — Retirement Income Workout](#)
- [Schedules K-1 and Rental Income Workout](#)
- [Income — Unemployment Compensation](#)
- [Social Security Benefits Workout](#)
- [Other Income, Form 1040 Line 21 Workout](#)
- [Adjustments to Income Workout](#)
- [Standard Deduction and Tax Computation Workout](#)
- [Itemized Deductions Workout](#)
- [Credit for Child and Dependent Care Expenses Workout](#)
- [Education Credits Workout](#)
- [Foreign Tax Credit Workout](#)
- [Child Tax Credit Workout](#)
- [Miscellaneous Credits Workout](#)
- [Other Taxes Workout](#)
- [Payments Workout](#)
- [Earned Income Credit \(EIC\) Workout](#)
- [Refund and Amount of Tax Owed Workout](#)
- [Quality Review of the Tax Return](#)
- [Concluding the Interview](#)
- [Amended and Prior Year Returns Workout](#)
- [Health Savings Accounts \(HSA\)](#)

TaxSlayer Practice Mode

Practice Lab – TaxSlayer

The screenshot shows the VITA/TCE Central website. At the top, there is a navigation bar with the VITA/TCE Central logo and the IRS logo. Below the navigation bar, the page is divided into three main sections: Certification Tests, Instructor Tools, and Quick Links. The Certification Tests section includes a login form with fields for Login Name and Password, and buttons for Login, Create Account, and a link for Forgot Password? The Instructor Tools section lists Classroom Presentations, Lesson Plans, and Instructor Guide 4555e. The Quick Links section lists Link & Learn Taxes Lessons, Certification Test/Retest PDFs, VITA/TCE Training Guide PDFs, Evaluations, Practice Lab, VSOC Training, and Intake/Interview and Quality Review Training. Below these sections, there is a yellow banner with instructions for volunteers and site coordinators. At the bottom, there are social media links for RSS Feed, YouTube, Facebook, iTunes, and Twitter.

Link & Learn - Home - Google Chrome
https://www.linklearncertification.com/d/

VITA/TCE Central

Home

Certification Tests

Login Name:

Password:

▶ Login to your IRS account:
[Login](#)

▶ Set up a new IRS account:
[Create Account](#)

▶ Forgot Password?
[CLICK HERE](#)

Instructor Tools

Classroom Presentations

Lesson Plans

Instructor Guide 4555e

More Help

[Getting Started Tutorial](#)

[IRS Publications and Forms](#)

[Get Adobe® Reader®](#)

Quick Links

Link & Learn Taxes Lessons

Certification Test/Retest PDFs

VITA/TCE Training Guide PDFs

Evaluations

Practice Lab

VSOC Training

Intake/Interview and Quality Review Training

All volunteers who currently have an account, after you login, please go to 'My Account' and update new or changed data. Be sure to click the 'Save' button at the bottom of the page.

New volunteers must click "Create Account" in order to take the certification test. Click *Getting Started Tutorial* under More Help for instructions on creating an account and taking the certification tests. If you already have an account, please log in above.

Site Coordinators must create an account and register as Site Coordinator in the Site Coordinator field in order to take the Site Coordinator training. Foreign Student and Scholar volunteers no longer need to create an account and register as Foreign Student in the Group field in order to take the Foreign Student and Scholar test.

Important: You must turn off pop-up blockers to view the training.

If you have not completed an evaluation for the VITA/TCE training program click Evaluation under Quick Links.

RSS Feed
[IRS News Releases](#)

YouTube
[IRSVideos](#)
[IRSVideos in American Sign Language\(ASL\)](#)

Facebook
[Internal Revenue Service Tax Professionals](#)
[Taxpayer Advocate](#)

iTunes
[IRS Podcasts](#)

Twitter
[IRS News](#)
[Tax Professionals](#)
[IRS en Español](#)

To access TaxSlayer for “practice mode” click this icon

Practice Lab - TaxSlayer

Practice Lab

Access Link & Learn Taxes

Hello,

Welcome to the Electronic Tax Software Practice Lab for VITA/TCE volunteers. When you enter this site, you will be able to prepare tax returns to practice what you just learned in Link & Learn Taxes. We recommend that you use the problems and exercises contained in Publication 4491 W, VITA/TCE Workbook, Comprehensive Problems and Practice Exercises. These problems and exercises were specifically designed to cover the types of tax returns that VITA/TCE volunteers encounter at their volunteer sites.

To access the practice lab enter below the password you received from the IRS or your site coordinator. If you do not know the password please contact your site coordinator or local IRS Relationship Manager.

If you are not currently a VITA/TCE volunteer and would like to become a volunteer, please click here to get started: <https://www.irs.gov/Individuals/IRS-Tax-Volunteers>. Your information will be forwarded to sponsoring partners in your area for further contact. You will be contacted within 2 weeks after you have submitted your information.

Login

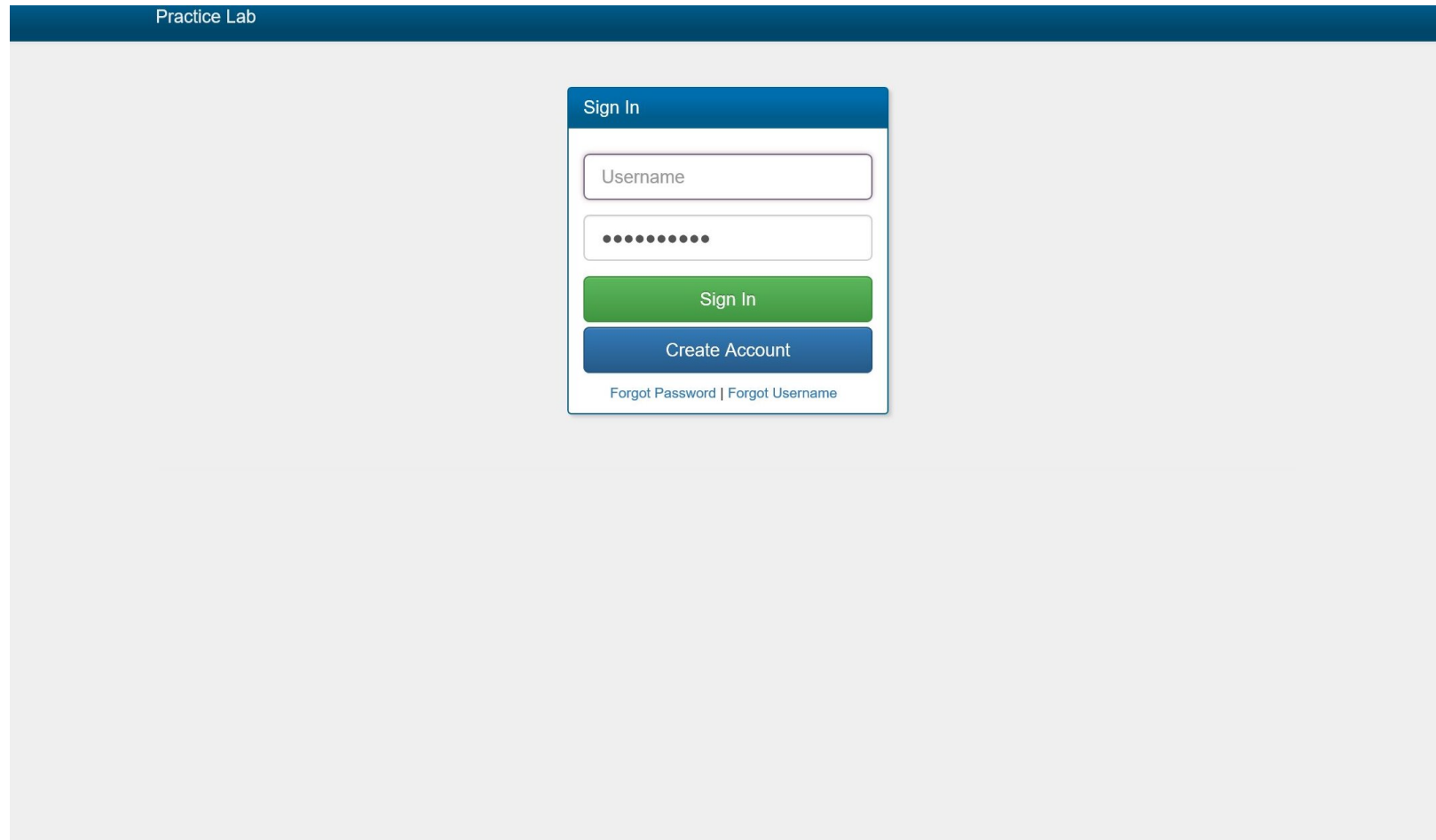
Enter password:
TRAINPROWEB
(one word – all
caps)

Practice Lab – TaxSlayer – User ID

Enter your
username and
password

OR

Follow the steps
to “create an
account.”



The screenshot shows a web interface for a "Practice Lab". At the top, there is a dark blue header with the text "Practice Lab". Below the header, centered on a light gray background, is a "Sign In" form. The form has a blue title bar with the text "Sign In". It contains two input fields: the first is labeled "Username" and the second is a password field with ten black dots. Below the password field is a green button labeled "Sign In". Underneath that is a blue button labeled "Create Account". At the bottom of the form, there are two links: "Forgot Password" and "Forgot Username", separated by a vertical bar.

Select the “Go to Practice Area” Button

Practice Lab - Home

Welcome to the practice lab. The links below will help you get a better understanding of the software and best practices regarding tax processes. If you would like to begin using the software in the practice area, please press the link below.

[Go to Practice Area »](#)

You're now in TaxSlayer Practice Lab

Helpful Information

- Your Office**
- IRS website
- EFile Opt Out Form
- IRS Mailing Addresses
- Previously Identified Concerns
- Release Notes
- Webinar 1: Configuring Pro Online (Recorded)
- Webinar 2: Return Preparation Part 1 (Recorded)
- Webinar 3: Return Preparation Part 2 (Recorded)
- Webinar 4: E-file and Desktop Setup (recorded)
- myRA
- TaxSlayer Voted #1

Practice Lab

Log out

Welcome to The Practice Lab

Message Center 0

Start New Tax Return
Create a brand new tax return for a client. Select

Client Search
Edit returns you previously started. Select

Tax Certification

For Tax Certification

The screenshot shows the VITA/TCE Central website interface. At the top, the browser address bar displays "https://www.linklearncertification.com/d/". The website header features the "VITA/TCE Central" logo with a star icon and the IRS logo. Below the header, a navigation bar includes a "Home" link. The main content area is divided into three columns: "Certification Tests", "Instructor Tools", and "Quick Links".

Certification Tests

- Icons representing various test categories.
- Login Name:
- Password:
- ▶ Login to your IRS account: [Login](#)
- ▶ Set up a new IRS account: [Create Account](#)
- ▶ Forgot Password? [CLICK HERE](#)

Instructor Tools

- [Classroom Presentations](#)
- [Lesson Plans](#)
- [Instructor Guide 4555e](#)

More Help

- [Getting Started Tutorial](#)
- [IRS Publications and Forms](#)
- [Get Adobe® Reader®](#)

Quick Links

- [Link & Learn Taxes Lessons](#)
- [Certification Test/Retest PDFs](#)
- [VITA/TCE Training Guide PDFs](#)
- [Evaluations](#)
- [Practice Lab](#)
- [VSOC Training](#)
- [Intake/Interview and Quality Review Training](#)

All volunteers who currently have an account, after you login, please go to 'My Account' and update new or changed data. Be sure to click the 'Save' button at the bottom of the page.

New volunteers must click "Create Account" in order to take the certification test. Click *Getting Started Tutorial* under More Help for instructions on creating an account and taking the certification tests. If you already have an account, please log in above.

Site Coordinators must create an account and register as Site Coordinator in the Site Coordinator field in order to take the Site Coordinator training. Foreign Student and Scholar volunteers no longer need to create an account and register as Foreign Student in the Group field in order to take the Foreign Student and Scholar test.

Important: You must turn off pop-up blockers to view the training.

If you have not completed an evaluation for the VITA/TCE training program click Evaluation under Quick Links.

RSS Feed
[IRS News Releases](#)

YouTube
[IRS Videos](#)
[IRS Videos in American Sign Language \(ASL\)](#)

Facebook
[Internal Revenue Service Tax Professionals](#)
[Taxpayer Advocate](#)

iTunes
[IRS Podcasts](#)

Twitter
[IRS News](#)
[Tax Professionals](#)
[IRS en Espanol](#)

Login or create a login

Certification – Basic, Advance and/or etc.



The screenshot shows a web browser window with the URL https://www.linklearncertification.com/d/learning_series_irs/778/#program/1450/view. The page header includes the VITA/TCE Central logo, the IRS logo, and a welcome message: "Welcome Shatom! | Logoff". Below the header, there are navigation tabs for "2015 VITA/TCE Certification Test" and "My Account". The "2015 VITA/TCE Certification Test" tab is active, and it contains sub-tabs for "Basic", "Advanced", "Military", "International", "Puerto Rico", and "Foreign Student". The "Basic" sub-tab is selected, displaying a table of certification test results.

| Course name | Score | Pass/Fail (click for results) | Attempts (2 attempts per exam allowed) |
|---|-------|----------------------------------|---|
| 2015 Volunteer Standards of Conduct - Exam | | | 0 |
| 2015 Intake/Interview and Quality Review Exam | | | 0 |
| 2015 Site Coordinator Training | | | N/A |
| 2015 Basic Exam | | | 0 |
| 2015 Health Savings Accounts (HSA) Exam | | | 0 |

If you would like to review the Volunteer Standards of Conduct course, [click here](#) to review the course in PDF format.

[Click here](#) to review the Intake/Interview & Quality Review training.

©2002-2015 KMI All Rights Reserved