

World Read Aloud Day

Read Aloud. Change the World.

February 1, 2018

World Read Aloud Day celebrates the importance of reading aloud and sharing stories.



Celebrate World Read Aloud Day by reading aloud and taking action on behalf of the 750 million people who lack basic reading and writing skills.

Around the world, people come together to join this global movement created by the international literacy nonprofit LitWorld, and proudly sponsored by Scholastic.

Visit litworld.org/wrad to register to participate, check out LitWorld's free resources, and learn more!



Follow LitWorld on Facebook and Twitter, and #WorldReadAloudDay to stay up to date and join the conversation.



Visit litworld.org/wrad to get started.

Global Literacy Statistics

Why is World Read Aloud Day important?

- Reading aloud to children every day puts them almost a year ahead of children who do not receive daily read alouds regardless of parental income, education level or cultural background. (Melbourne Institute of Applied Economic and Social Research)
- According to the latest report (2016), 758 million adults – two thirds of them women – lack basic reading and writing skills. (UNESCO)
- Since 1985, the female adult literacy rate has risen 15%, which is about double the growth of the male literacy rate in the same time period. (UNESCO)
- Young people in Africa and Asia are much more likely to be literate than 50 years ago. In Northern Africa, youth literacy rate (91%) is almost three times as high as the elderly literacy rate (32%). (UNESCO)
- Even though the size of the global illiterate population is shrinking, the female proportion has remained virtually steady at 63 to 64%. (UNESCO)
- Among the youth population, female literacy rates have been rising quickly. Nonetheless, three out of five youths lacking basic reading and writing skills are young women. (UNESCO)
- If all children in low-income countries left school literate, 171 million people could move out of poverty. (World Literacy Foundation)
- Poorly-literate individuals are less likely to participate in democratic processes and have fewer chances to fully exercise their civil rights (UNESCO)
- A child born to a mother who can read is 50% more likely to survive past the age of five than a child born to an illiterate woman. (UNESCO)
- A literate and educated girl is three times less likely to acquire AIDS, she will earn at least 25% more income, and she will produce a smaller, healthier family. (UNESCO)
- Illiterate people earn 30-42% less than their literate counterparts. (World Literacy Foundation)

UNESCO: United Nations Educational, Scientific and Cultural Organization

Event Ideas

Choose an idea from LitWorld's suggestions below to celebrate World Read Aloud Day in your home, classroom, office or community. Use the worksheets in this packet or come up with your own inspiring plan! All of the activities below can be adjusted for different age groups and space requirements.

1. Read Aloud with a special guest.

Invite a special guest to do a read aloud. Your guest can be a local author, a community leader, a teacher, or anyone else you would like to invite. If you would like to set up a classroom Skype session with an author, visit litworld.org/wrad and look for Skype in the Classroom or check out author Kate Messner's blog to set up a virtual read-aloud.

2. Launch a Pop-Up Poetry or Storytelling Café.

Gather your group for snacks and storytelling by inviting everyone to read their own writing or a favorite poem or short story to the audience. You can tailor this activity by adding a theme such as one of the 7 Strengths.

3. Create a Story in the Round.

Sit in a circle and make a group story by having each person add a sentence one at a time as you go around the circle. The sillier the better! You can come up with a theme or a description of the key characters at the beginning to get everyone's ideas flowing. For younger children, modify the activity by adding one word each. For any child-parent groups, have one set make the story and the other act it out in the center of the circle.

4. Start a Dialogue

Begin by reading a book aloud and asking open-ended questions. (Use our Read Aloud Guide for pointers). Continue the conversation with questions such as *What is your favorite read aloud memory? What do you like most about read alouds? If you met someone who had never read a book and could choose one book to share with them, which book would it be? Why?*

Read Aloud Suggestions

Belonging

Picture

The Gift of Nothing by Patrick McDonnell
Giraffes Can't Dance by Giles Anderae
Too Many Tamales by Gary Soto
Chicken Sunday by Patricia Polacco
Llama Llama Misses Mama by Anna Dewdney

Poetry

"Night on the Neighborhood Street" by Eloise Greenfield
The Flag of Childhood: Poems of the Middle East by Naomi Shihab Nye

Chapter

Wonder by RJ Palacio
Fresh Off The Boat by Eddie Huang
The Junkyard Wonders by Patricia Polacco

Curiosity

Picture

Roxaboxen by Alice McLerran
Sky Color by Peter Reynolds
Hello Ocean by Pam Muñoz Ryan
Journey by Aaron Becker
Llama Llama Holiday Drama by Anna Dewdney

Poetry

"Salsa Stories" by Lulu Delacre
A Light in the Attic by Shel Silverstein

Chapter

Bayou Magic by Jewell Parker Rhodes
Unstoppable Octobia May by Sharon Flake
Nightbird by Alice Hoffman
Fortunately, the Milk by Neil Gaiman

Friendship

Picture

The Adventures of Beekle: The Unimaginary Friend by Dan Santat
The Friendly Four by Eloise Greenfield
Ninja Bunny by Jennifer Gary Olsen
Llama Llama and the Bully Goat by Anna Dewdney

Poetry

"Build a Box of Friendship" by Chuck Pool
"Monsters I've Met" by Shel Silverstein

Chapter

James and the Giant Peach by Roald Dahl

Finding Audrey by Sophie Kinsella

I Will Always Write Back by Martin Ganda, Caitlin Alifrenka and Liz Welch

Kindness

Picture

Each Kindness by Jacqueline Woodson

Z Is for Moose by Kelly Bingham

I Broke My Trunk by Mo Willems

Llama Llama Time to Share by Anna Dewdney

Poetry

“The Invitation” by Shel Silverstein

Chapter

The Tale of Despereaux by Kate DiCamillo

The Women Of Brewster Place by Gloria Naylor

The One and Only Ivan by Katherine Applegate

Courage

Picture

Rad American Women A-Z by Kate Schatz

Planting the Trees of Kenya by Claire A. Nivola

The Very Busy Spider by Eric Carle

Llama Llama Gram and Grandpa by Anna Dewdney

Poetry

“On the Pulse of Morning” by Maya Angelou

Chapter

The Red Pencil by Andrea Davis Pinkney

Hoot by Carl Hiaasen

Heat by Mike Lupica

Gaby, Lost and Found by Angela Cervantes

Confidence

Picture

Exclamation Mark by Amy Krouse Rosenthal

Alvin Ailey by Andrea Davis Pinkney

When the Beat Was Born: DJ Kool Herc and the Creation of Hip Hop by Laban Carrick Hill

Llama Llama Red Pajama by Anna Dewdney

Poetry

“By Myself” by Eloise Greenfield

The Dream Keeper and Other Poems by Langston Hughes

Chapter

The Green Bicycle by Haifaa al Mansour

Freckle Juice by Judy Blume

Girl Wonder: A Baseball Story in Nine Innings by Deborah Hopkinson

Hope

Picture

Alexander and the Terrible, Horrible, No Good Very Bad Day by Judith Viorst

I, Too, Am America by Langston Hughes

A Dance Like Starlight: One Ballerina's Dream by Kristy Dempsey and Floyd Cooper

The Infinite Song by Andrea Freeman

Poetry

"Poetry for Young People: Langston Hughes" by David Roessel

Honey, I Love You and Other Poems by Eloise Greenfield

Chapter

Toothpaste Millionaire by Jean Merrill

The Thing About Luck by Cynthia Kadohata

Inside Out and Back Again by Thanhha Lai

Read Aloud Guide

Studies show that literacy is the foundation for emotional and physical well-being, intellectual growth, and economic security. Furthermore, reading aloud improves listening skills, vocabulary acquisition, and the understanding of common story themes and structures that will factor into children's future success. Use the tips below to create a powerful, memorable read aloud experience.

- Read the book beforehand to familiarize yourself with the story. Make note of places you want to stop and ask questions.
- Be animated! Change your voice during the read aloud to match the expressions of the characters and emotions of the story; this will truly bring the text to life.
- Use different voices for different characters so that children come to recognize dialogue within a text and individual character traits.
- If your book has a lot of text, try a story walk instead of reading every word. A story walk is when you summarize what is happening on each page while pointing to the illustrations to help explain the action.
- Ask questions out loud as you read. Ask listeners to predict what will happen next, how they would feel if they were in the story, or the meaning of a vocabulary word that might be new. Limit your questions to one or two so they do not disrupt the flow of the story.
- After you finish the story, have a conversation that focuses on connecting the text to the listeners' lives and experiences. Browse our 7 Strengths Discussion Prompts for ideas.

Spread the Word

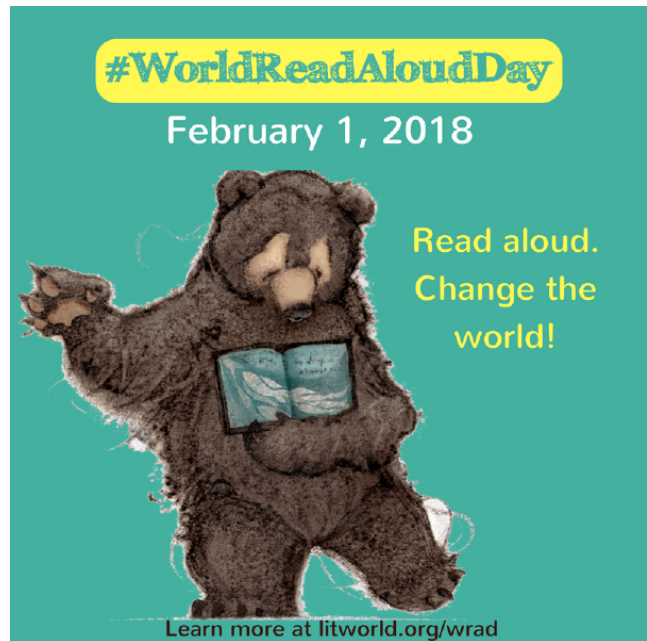
Help us build the movement of World Read Aloud Day by sharing your participation, ideas, and pictures from the day with #WorldReadAloudDay.

Social Media Graphics

We have a [Google Drive folder](#) with free graphics for you to use!

Sample Messages

- Put February 1 on your calendar. It's #WorldReadAloudDay 2018! litworld.org/wrad
- Save the date for #worldreadaloud day. February 1 will be here before you know it! litworld.org/wrad
- Reading aloud every day puts kids 1 yr ahead--no matter their background! Celebrate the read aloud on #worldreadaloud day. litworld.org/wrad
- Read aloud. Change the world! Get ready to celebrate on Feb 1 with free activity packets for you: litworld.org/wrad



Ideas

Take a picture of yourself or your kids with the book you will read aloud on World Read Aloud Day. Share it with your networks and ask them to comment with their favorite read aloud books

Tag us on Twitter (@litworldsays), Facebook (@LitWorld) or Instagram (@litworld) so that we can re-share your content with our online community!

Reading Crown Activity

This signature WRAD activity is a great way to make the read aloud a dynamic experience.

Materials:


- Brown paper bags and/or the crown template provided on the next page
- Markers, colored pencils, crayons
- Scissors
- Stapler or tape (only for use with the crown template page)

Directions (for brown paper bags):


1. At the closed end of the brown paper bag, fold the loose flap down towards the bottom side of the bag.



2. Now, fold the entire bag in half (hot dog-style).



3. Use scissors to cut a sideways "V" (>) into the corners of the thick end (the flap) of the bag.



4. Open the bag. One end should now have the spikes of the crown. Carefully fold the bottom end (without the spikes) about one inch up and over itself, to create a comfortable, wearable crown.



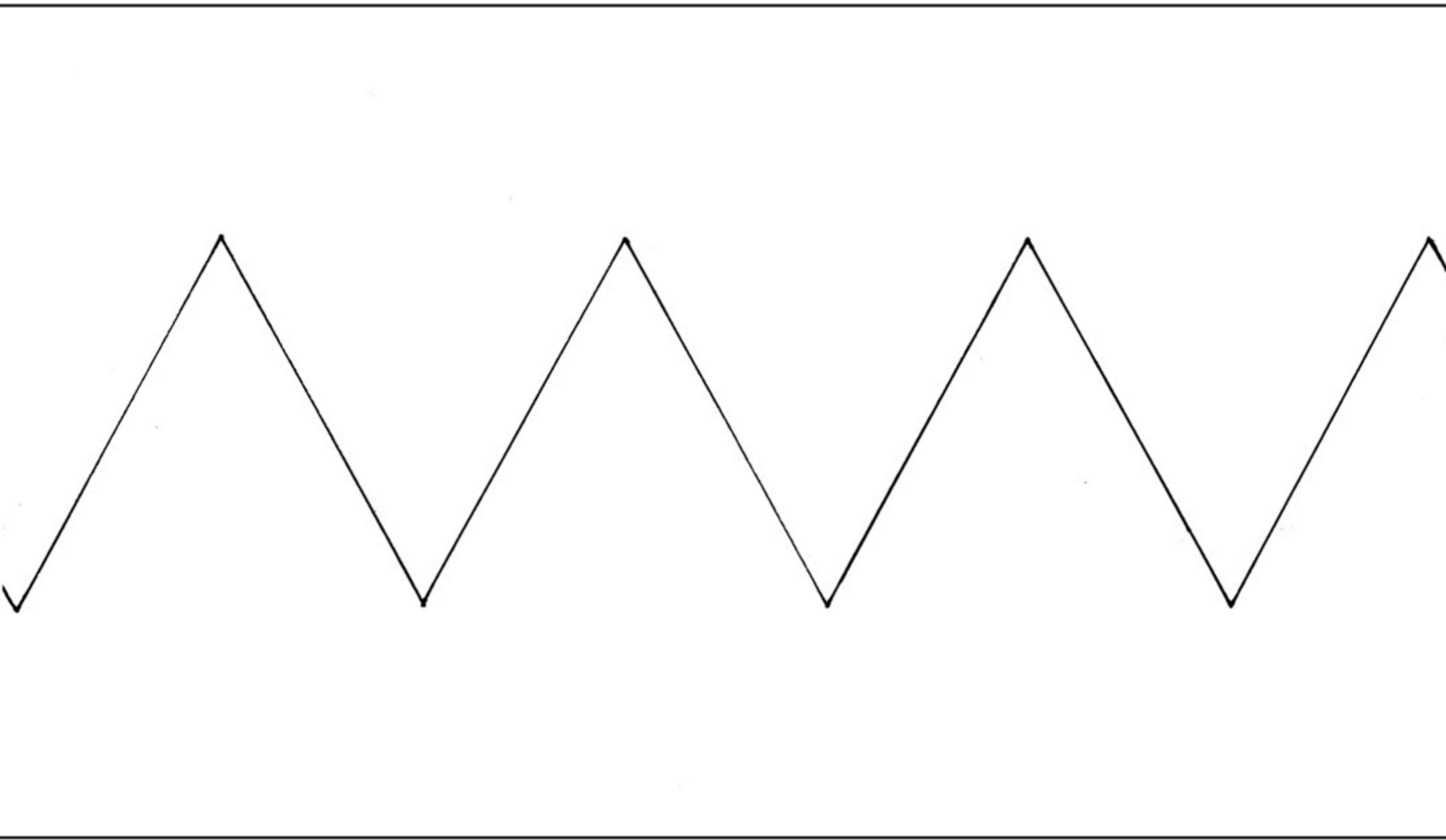
5. Ask students to use the markers, colored pencils, and/or crayons to decorate the crown. Some prompts might be: *what does the inside of your mind look like while you are reading?* *who are your favorite characters from your favorite stories?* *what are some of your own stories?*

Directions (for crown template on next page):

1. Print the template on an 8.5" x 11" sheet of paper and cut along all of the solid lines.
2. Join the two pieces together on one end so that the points match up, and then connect the pieces with a stapler or tape.
3. Ask students to use the markers, colored pencils, and/or crayons to decorate the crown.
4. Join the two ends of the crown strip together and connect them with a stapler or tape.

LitWorld
WORLD READ ALOUD DAY 2018

Reading Crown Template



Name: _____

7 Strengths Badge

Reading aloud helps us to create community and is a great way to demonstrate the 7 Strengths! Which strength do you think is most important in helping to create a great read aloud environment?

Directions: Select one of the 7 Strengths below and create a badge to help celebrate it! Write your strength above the line on the badge, and in the space below, draw a lion for **courage**, decorate a heart for **friendship**, or come up with a new idea! Then, cut out your badge and wear it proudly the next time you participate in a read aloud!



Belonging

Identifying as a needed, loved, and respected member of one's family, community, and world as a whole.



Friendship

Having close, trusting relationships with others.



Confidence

Thinking independently and expressing ideas with assurance.



Hope

Thinking optimistically and believing that today's efforts will produce good things in the future for yourself and for the world.



Curiosity

Fostering a willingness to explore new territory and test new theories.




Kindness



Being tender towards others in the world who are in need, both near and far.



Courage

The strength to do something that you know is right, even though it may be difficult.







WORLD READ ALOUD DAY CERTIFICATE

Presented to:

for supporting everyone's right to read
by sharing stories to change the world.

