



PRICE LIST

2016



Thank you for considering the Zuma Collection. This price list has been designed to present all the required model, size and price information needed to select the Zuma product of your choice.

Below you will find a guide that shows you the available bathtub colors and metallic trim kit finishes. Page 7 provides pricing and information on the various tub accessories available in the Zuma Collection.

ZUMA STANDARD FEATURES

Zuma bathtubs are pre-leveled and constructed with high density fiberglass insulation. All Zuma tubs include a 20 year limited warranty. Zuma Whirlpool and Airbath® systems include the following features:

WHIRLPOOL

- Directional Jets
- Color Match Trim
- Remote control
- 1 HP Syllent Pump with
Built-in Heater (most models)
- Low Water Level Sensor
- Dual Suction
- Pre-Mounted Pump and Controls

AIRBATH® II

- Remote Control
- Variable Speed-Heated Blower
- Pulsating Mode
- Heated Back (most models)
- Automatic Drying Cycle
- Pre-mounted Blower and Controls

STANDARD COLORS (use color code designation in place of XX in part numbers for color)

- | | |
|---------------|----------------------|
| BI = Biscuit | SS = Sterling Silver |
| BL = Black | WH = White |
| IG = Ice Grey | |

METALLIC TRIM FINISHES

- | | | |
|---------------------------|----------------------|-------------------|
| AB = Antique Brass | PC = Polished Chrome | SC = Satin Chrome |
| ORB = Oil Rubbed Bronze | PG = Polished Gold | SN = Satin Nickel |
| PW = Pewter | PN = Polished Nickel | |
| PB = Polished Brass (PVD) | | |




FREIGHT POLICY


Zuma Products must be shipped within the dealer's territory as outlined in your Zuma agreement.

All Zuma products are subject to freight charges as follows:

- To distributor location \$95.00 net
- Residential delivery \$200.00 net (Must be within territory)
- Accessorial charges to be determined at time of shipment.

Any customer that prefers to be billed directly by the freight carrier must clearly include this request on their purchase order and may specify a carrier of choice. If no carrier is specified, a carrier will be selected with all freight charges being billed directly to you. Other delivery services are available, with a fee, and you should check with us for any special delivery requirements you may have. All freight charges are based on shipments within the contiguous United States. Any shipments outside of the contiguous United States will be shipped freight collect.

	Model length x width x height	Tub Only	Whirlpool System	Airbath System II	Combination System
A Series					
	A6640 66" x 40" x 22"	\$1650 A6640T-XX	\$3650 A6640WS-XX	\$3450 A6640TA2-XX	\$4850 A6640WSA2-XX
	A7236 72" x 36" x 22"	\$1700 A7236T-XX	\$3700 A7236WS-XX	\$3500 A7236TA2-XX	\$4900 A7236WSA2-XX
B Series					
	B6644 66" x 44" x 22"	\$1800 B6644T-XX	\$3800 B6644WS-XX	\$3600 B6644TA2-XX	\$5100 B6644WSA2-XX
	B7236 72" x 36" x 22"	\$1800 B7236T-XX	\$3800 B7236WS-XX	\$3600 B7236TA2-XX	\$5100 B7236WSA2-XX
B7444 74" x 44" x 22"	\$1850 B7444T-XX	\$3850 B7444WS-XX	\$3650 B7444TA2-XX	\$5050 B7444WSA2-XX	
B7236FS Freestanding	B7236 FS 72" x 36" x 21" <i>Bottom Image</i>	\$4300 B7236FS-XX	N/A	N/A	N/A
C Series					
	C6030 60" x 30" x 22"	\$1650 C6030T-XX	\$3650 C6030WS-XX	\$3450 C6030TA2-XX	\$4850 C6030WSA2-XX
	C6032 60" x 32" x 22"	\$1650 C6032T-XX	\$3650 C6032WS-XX	\$3450 C6032TA2-XX	\$4850 C6032WSA2-XX
	C6034 60" x 34" x 22"	\$1650 C6034T-XX	\$3650 C6034WS-XX	\$3450 C6034TA2-XX	\$4850 C6034WSA2-XX
	C6036 60" x 36" x 22"	\$1650 C6036T-XX	\$3650 C6036WS-XX	\$3450 C6036TA2-XX	\$4850 C6036WSA2-XX
	C6632 66" x 32" x 22"	\$1700 C6632T-XX	\$3700 C6632WS-XX	\$3500 C6632TA2-XX	\$4900 C6632WSA2-XX
	C6634 66" x 34" x 22"	\$1700 C6634T-XX	\$3700 C6634WS-XX	\$3500 C6634TA2-XX	\$4900 C6634WSA2-XX
	C6636 66" x 36" x 22"	\$1700 C6636T-XX#	\$3700 C6636WS-XX	\$3500 C6636TA2-XX	\$4900 C6636WSA2-XX

	Model length x width x height	Tub Only	Whirlpool System	Airbath System II	Combination System
C Series 	C6648 66" x 48" x 22"	\$1800 C6648T-XX	\$3800 C6648WS-XX	\$3600 C6648TA2-XX	\$5000 C6648WSA2-XX
	C7232 72" x 32" x 22"	\$1750 C7232T-XX	\$3750 C7232WS-XX	\$3550 C7232TA2-XX	\$4950 C7232WSA2-XX
	C7234 72" x 34" x 22"	\$1750 C7234T-XX	\$3750 C7234WS-XX	\$3550 C7234TA2-XX	\$4950 C7234WSA2-XX
	C7236 72" x 36" x 22"	\$1750 C7236T-XX	\$3750 C7236WS-XX	\$3550 C7236TA2-XX	\$4950 C7236WSA2-XX
	C7240 72" x 40" x 22"	\$1750 C7240T-XX	\$3750 C7240WS-XX	\$3550 C7240TA2-XX	\$4950 C7240WSA2-XX

CCL and CCR

Corner Bathtubs



CCL7248 72" x 48" x 21"	\$1800 CCL7248T-XX	\$3800 CCL7248WS-XX	\$3600 CCL7248TA2-XX	\$5000 CCL7248WSA2-XX
-----------------------------------	------------------------------	-------------------------------	--------------------------------	---------------------------------

Left Hand is Top Image



CCR7248 72" x 48" x 21"	\$1800 CCR7248T-XX	\$3800 CCR7248WS-XX	\$3600 CCR7248TA2-XX	\$5000 CCR7248WSA2-XX
-----------------------------------	------------------------------	-------------------------------	--------------------------------	---------------------------------

Right Hand is Bottom Image

CD Series




CD6632 66" x 32" x 22"	\$1700 CD6632T-XX	\$3700 CD6632WS-XX	\$3500 CD6632TA2-XX	\$4900 CD6632WSA2-XX
----------------------------------	-----------------------------	------------------------------	-------------------------------	--------------------------------

CD6634 66" x 34" x 22"	\$1700 CD6634T-XX	\$3700 CD6634WS-XX	\$3500 CD6634TA2-XX	\$4900 CD6634WSA2-XX
----------------------------------	-----------------------------	------------------------------	-------------------------------	--------------------------------

CD6636 66" x 36" x 22"	\$1700 CD6636T-XX	\$3700 CD6636WS-XX	\$3500 CD6636TA2-XX	\$4900 CD6636WSA2-XX
----------------------------------	-----------------------------	------------------------------	-------------------------------	--------------------------------

CD6640 66" x 40" x 22"	\$1700 CD6640T-XX	\$3700 CD6640WS-XX	\$3500 CD6640TA2-XX	\$4900 CD6640WSA2-XX
----------------------------------	-----------------------------	------------------------------	-------------------------------	--------------------------------

	Model length x width x height	Tub Only	Whirlpool System	Airbath System II	Combination System
CD Series					
	CD6642 66" x 42" x 22"	\$1750 CD6642T-XX	\$3750 CD6642WS-XX	\$3550 CD6642TA2-XX	\$4950 CD6642WSA2-XX
	CD7232 72" x 32" x 22"	\$1750 CD7232T-XX	\$3750 CD7232WS-XX	\$3550 CD7232TA2-XX	\$4950 CD7232WSA2-XX
	CD7236 72 x 36" x 22"	\$1750 CD7236T-XX	\$3750 CD7236WS-XX	\$3550 CD7236TA2-XX	\$4950 CD7236WSA2-XX
	CD7240 72" x 40" x 22"	\$1750 CD7240T-XX	\$3750 CD7240WS-XX	\$3550 CD7240TA2-XX	\$4950 CD7240WSA2-XX
CD Freestanding					
white and biscuit only	CDF6640 66" x 40" x 23"	\$5000 CDF6640T-XX	\$7000 CDF6640WS-XX	\$6800 CDF6640TA2-XX	\$8200 CDF6640WSA2-XX
	CDF7242 72" x 42" x 23"	\$5300 CDF7242T-XX	\$7300 CDF7242WS-XX	\$7100 CDF7242TA2-XX	\$8500 CDF7242WSA2-XX
D Series					
	D7236 72" x 36" x 22"	\$1750 D7236T-XX	\$3750 D7236WS-XX	\$3550 D7236TA2-XX	\$4950 D7236WSA2-XX
R Series					
round deck	R6644 66" x 44" x 23"	\$1800 R6644T-XX	\$3800 R6644WS-XX	\$3600 R6644TA2-XX	\$5000 R6644WSA2-XX
	R7236 72" x 36" x 23"	\$1800 R7236FS-XX	\$3800 R7236WS-XX	\$3600 R7236TA2-XX	\$5000 R7236WSA-XX
	R7444 74" x 44" x 23"	\$1850 R7444T-XX	\$3850 R7444WS-XX	\$3650 R7444TA2-XX	\$5050 R7444WSA2-XX

	Model length x width x height	Tub Only	Whirlpool System	Airbath System II	Combination System
R7236FS Freestanding					
	R7236 FS 74" x 36" x 22"	\$4300 R7236FS-XX	N/A	N/A	N/A

Accessories

		<u>List Price</u>
Aprons (Available for select models; all permanent factory installed)		Seam Seamless
	Standard Apron - Available with or without Removable Panel	\$595 \$1595
	Two-Sided Apron - 1 Side and 1 End Panel	\$1295 \$2295
Chromotherapy	2 Lights Per Set (2 Sets Maximum Per Tub)	\$295 Per Set
Custom Blower or Pump Location (Diagram Required)		N/C
Waste & Overflow		
Cable Drive	Standard Finishes (PB, PC, BI, BO, BL, WH)	\$175
	Other Finishes (AB, ORB, PN, PW, SC, SN, PG)	\$270
Exposed (toe touch)	Polished Chrome or Polished Brass	\$495
	Custom Finishes (ORB, PN, SN)	\$575
Linear Overflow with Toe Touch Drain (PB, PC, PN, SN, ORB, WH)		\$295
	Optional Trim Plate for Linear Overflow (PB, PC, PN, SN, ORB)	\$125
Grab Bars (Brass - Factory Installed - Check specification sheet for options and sizing)		
9"	Metallic, White, Biscuit, Bone	\$175 Per Bar
	Gold	\$225 Per Bar
14"	Metallic, White, Biscuit, Bone	\$275 Per Bar
	Gold	\$350 Per Bar
16"	Metallic, White, Biscuit, Bone	\$295 Per Bar
	Gold	\$360 Per Bar
Grab Rail	Metallic, White, Biscuit, Bone	\$375 Per Rail
High Density Insulation		\$450
iBath System (Bluetooth Compatible Sound System)		\$750
Jet Fresh	Twelve 16 oz. Bottles Per Case (Whirlpool & Airbath Cleanser)	\$300 Per Case

Jets (Factory Installed; Diagram Required)

Additional Jets	PVC/Color Matched - trim included	\$175
	Metallic - trim included	\$200
	Gold - trim included	\$225

Rotary Jet (2 Maximum)	Upgrade: \$65	Added to System:	\$225
------------------------	---------------	------------------	-------

Lo Profile Tub Edge (Tub Lip Trimmed 1/2" to 3/4")	\$100
---	-------

Ozone System (110 Volt)	\$495
--------------------------------	-------

Pillows

12" - Gel Pillow - Black	\$75
--------------------------	------

Angle Gel Pillow - Black	\$115
--------------------------	-------

Thermal Comfort System (Factory Installed Only)	\$895
--	-------

Tile Flange Kit

Metal - Factory Installed and Diagram Required	\$225
--	-------

Molded - Factory Installed and Diagram Required	\$225
---	-------

Rubber - Field Installed	\$175
--------------------------	-------

Trim Kit Upgrade (Factory Installed Only)	Metallic Finish	Gold Finish
6 Jet	\$225	\$425
8 jet	\$275	\$525
10 jet	\$300	\$650

Vibro Sonic Massage (Factory Installed Only)

6 Jet (Back Only)	\$1,695
-------------------	---------

6 jet with Remote (Back Only)	\$2,145
-------------------------------	---------

8 jet (Back & Foot)	\$1,995
---------------------	---------

8 jet with Remote (Back & Foot)	\$2,445
---------------------------------	---------

CANCELLATION AND RETURN POLICY

Product(s) cancelled at any point after construction of the unit has begun or returned after the shipment is made, are subject to the following conditions:

- Restocking charge (contact manufacturer for proper fee).
- Payment of all freight charges to return product to manufacturer (including original shipping and return shipping charges).
- An RGA form must be obtained from the manufacturer and accompany the returned merchandise.
- Merchandise must be received by manufacturer in original condition and packaging.
- Merchandise must be returned to manufacturer within thirty (30) days of original invoice date.
- Custom orders are non-returnable.

Failure to comply with these conditions may result in additional charges or refusal of merchandise upon return to manufacturer. Manufacturer reserves the right to refuse the return of any merchandise due to age, color, model or size of product.

IN COMPLIANCE WITH

ANSI Z124.1 - 1995
ANSI A112.19.7 - 1987
ANSI A112.19.8 - 1987
ASTM F462 - 79(85)



818-982-1088

mkt@zumacollection.com

www.zumacollection.com



Zuma @4/16