



Dabtsi uas peb lub koomtxoos yuav tsum paub txog

TAUB KUAXOO CANCER



Txhim kho kev nojqab nyob zoo ntawm peb cov
koomtxoos kom zoo ntxiv los ntawm
Kev koomtes uake.



Peb paub dabtsi txog taub kuaxoo cancer?

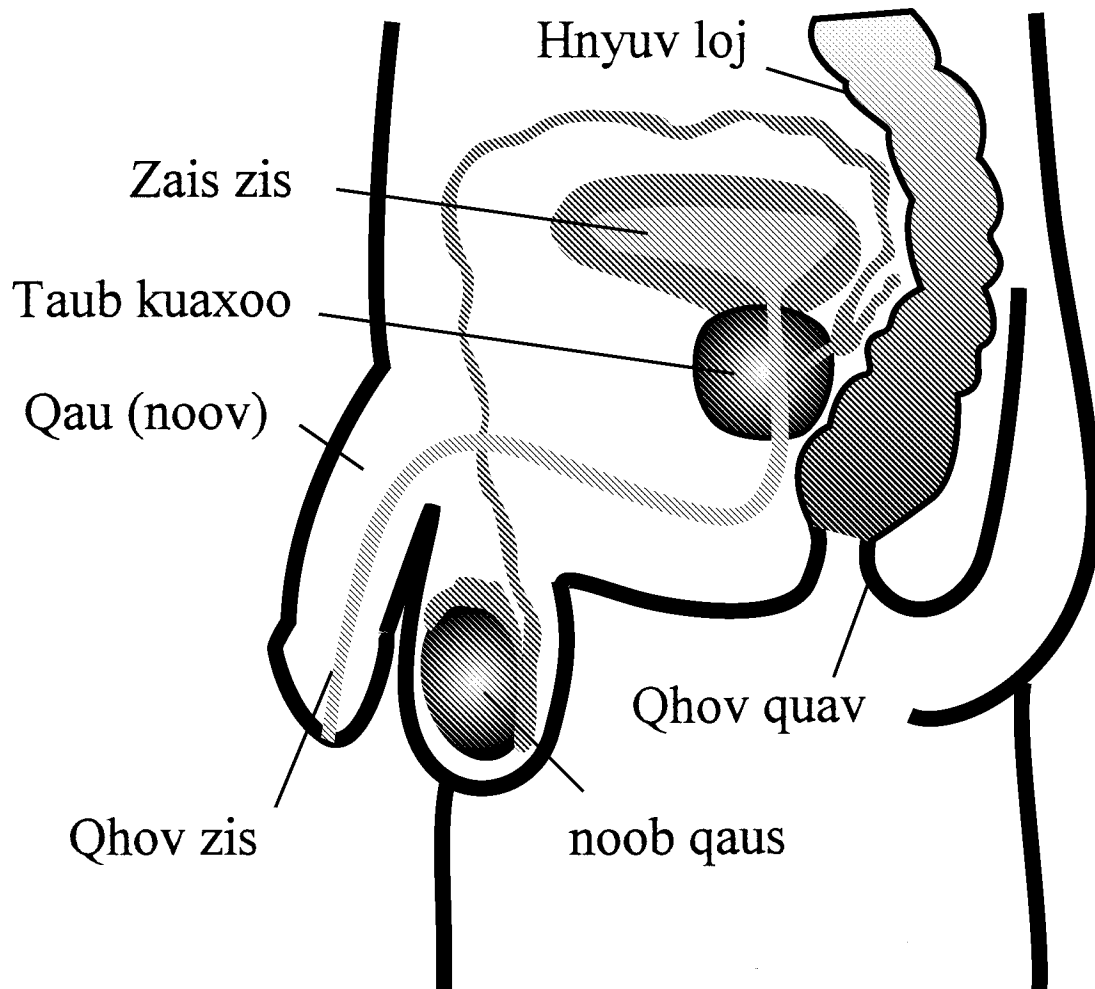
1. Taub kuaxoo cancer yog pheed muaj rau cov txivneej niaj hnuv nimno. Ib ntawm tsib tug txivneej yuav raug mob taub kuaxoo cancer hauv nws lub neej.
2. Txhua xyoo twg ntau tshaj li 41,000 tus txivneej yuav raug tuag los ntawm mob taub kuaxoo cancer. Muaj ntau txoj kev zoo nhriav tus mob taub kuaxoo cancer thiab kev kho uas pab cov txivneej mob taub kuaxoo kom muaj sia nyob ntev.
3. Yog ntxov nrhiav tau tus mob taub kuaxoo cancer, kev kho yeej ib txwm kho tau zoo dua.

Daim qog taub kuaxoo yog dabtsi?

Daim qog taub kuaxoo yog txivneej daim qog uas ua cov kua xa cov phev.

Daim qog taub kuaxoo nyob qhov twg?

Daim qog taub kuaxoo nyob uantej txoj hnyuv loj thiab ib ncig lub qhov zis lossis txoj hlab xa zis los ntawm zais zis (saib daim duab #1).



Daim duab #1

Leej twg nyob kev pheej hmoo?

**TAGNHRO COV TXIVNEEJ
NYOB KEV PHEEJ HMOO UAS RAUG
MOB TAUB KUAXOO CANCER**

Koj yuav nyob kev pheejhmoo heev dua yog hais tias koj yog:

- . African-American
- . Hnub nyoog tshaj 65
- . Noj khoom muaj roj ntau
- . Ua haujlwm ntev nyob hauv chaw txuas hlau(welding) thiab electroplating thiab yog hais tias koj raug cov hlau hu ua cadmium
- . Tsev neeg muaj keeb mob taub kuaxoo cancer

Cov txivneej feem ntau uas raug mob taub kuaxoo cancer tsis muaj cim pheejhmoo ceebtoom. Nco tsoov, **yog hais tias koj yog txivneej**, ces **KOJ YOG TUS NYOB RAU KEV PHEEJHMOO** mob taub kuaxoo cancer.

Cov cim ceebtoom mob taub kuaxoo yog dabtsi?

Taub kuaxoo cancer yeej **tsis muaj** cim ceebtoom qhia, tabsis yog koj muaj tej yam teebmeem li nram no yuav tsum mus ntsib koj tus kws tshuaj tamsis ntawd:

- . koj tso zis los qeeb lossis zis daig
- . nyuaj thaum koj pib tso zis lossis nyuaj thaum koj txiav zis
- . tso zis ntshawv ntshis thiab hmo ntuj tso heev dua
- . muaj ntshav nyob hauv koj cov zis
- . mob thiab kub thaum koj tso zis
- . mob cne mus saum koj lub duav, plab mog, lossis qaum ncejpuab

NCO NTSOOV: yog koj muaj ib qho ntawm cov teebmeem no, nrog koj tus kws tshuaj lossis chaw kuaj mob tham kiag tamsis.

Ua li cas nrhiav tau taub kuaxoo cancer?

Koj tus kws tshuaj muaj peevxwm nrhiav tau taub kuaxoo cancer los ntawm muab ntivtes xuas hauv koj lub rooj qhovquav. Qhov no hu uas kuaj rooj qhovquav. Koj tus kws tshuaj yuav rho ib qho ntshav mus kuaj saib puas muaj cim mob taub kuaxoo cancer. Qhov no hu uas kuaj ntshav PSA (prostate- specific antigen).

Thaum twg kuv thiaj yuav tsum kuaj taub kuaxoo cancer los ntawm kuv tus kws tshuaj

Txhua-txhua tus txiv neej uas hnuv nyoog **tshaj 50** xyoo yuav tsum mus ntsib nws tus kws tshuaj txhua xyoos twg ib zaug , kuaj rooj qhov-qhuav thiab kuaj ntshav PSA.

Cov txivneej hluas muaj cim pheejmoo yuav tsum nrog lawv cov kws tshuaj tham txog taub kuaxoo cancer.

Muaj dabtsi tshwmsim yog kws tshuaj xav hais tias tejzaum kuv muaj taub kuaxoo cancer.

Yog thaum kws tshuaj pom muaj qee yam thaum kuaj thiab kuaj ntshav tej zaum kws tshuaj yuav muaj kev kuaj ntxiv. Tej yam kev kuaj ntawd yuav yog tsom duab faifab, ultrasound thiab kuaj ntshav ntxiv. Kws tshuaj yuav xav txiav ib qho nqaij me-me hauv taub kuaxoo coj mus saib hauv lub yeeb yaj tsom. Qhov no hu ua “Biopsy”.

NCO NTSOOV: yog koj tus kws tshuaj xav kuaj ntxiv, koj yuav tsum mus ntsib nws thaum nws hais koj. Tej zaum koj yuav tsis muaj mob taub kuaxoo cancer, tabsis koj yuav tsum tau paub.

Yog kuaj tau hais tias kuv muaj mob taub
kuaxoo cancer?

Yog kuaj tau hais tias koj muaj mob taub kuaxoo cancer, koj tus kws tshuaj yuav qhia txog txoj kev zoo tshaj uas yuav ua kom rov zoo ntxiv. Kev kho taub kuaxoo cancer tej zaum yog phais, lossis siv tshuaj txawv tawmtsam cancer (chemotherapy). Koj thiab koj tus kws tshuaj yuav txiav txim siab saib dabtsi yuav zoo dua rau koj.

NCO NTSOOV: Taub kuaxoo cancer yeej kho tau zoo thaum ntxov nhriav tau. Taub kuaxoo cancer yuav TSIS MUAJ cim qhia thaum ntxov. Yuav nhriav tau taub kuaxoo cancer thaum ntxov yog mus kuaj nraim taub kuaxoo.

Koj thiab koj kev nojqab nyob zoo yog qhov tseemceeb heev! Mus kuaj nraim taub kuaxoo vim **koj tseemceeb heev** rau koj tsev neeg, koj tej phoojywg thiab koj lub koom txoos.

Txhais lus

Biopsy: Txiaiv ib qho nqaij me-me coj mus muab yeeb yaj tsom kuaj saib puas yog mob cancer. Txiaiv ib qho nqaij yog qhov tseemceeb heev hauv kev qhia tau kabmob cancer.

Bladder: Yog ib lub hnab tawv nqaij nyob hauv tib neeg los tsiaj lub nrog cev, uas yog ntim tej kua seem ua ntej yuav tawm ntawm txoj hlab zis, txoj hlab xa cov zis tawm hauv lub zais zis mus. (saib daim duab # 2)

Cadmium: Yog cov hlau xiav dawb lias uas siv los leem thaiv cov hlau sab nraud.

Chemotherapy: Kev khomob, xws li cancer, kua tshuaj.

Gland: Yog daim qog ntawm lub cev uas tsim cov kua; yuav yog nchuav tawm hauv lub cev los yog nkag mus rau hauv cov hlab ntsha.

Prostate: Daim qog nyob rau ntawm txivneej qab zais zis (saib daim duab #2).

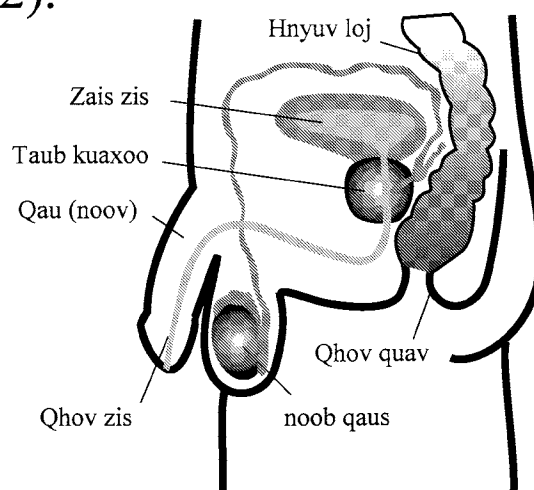
Sperm: (Phev) Ib qho noob kua tsim los ntawm txivneej li, uas ibtxwm ua yuj yees nyob hauv cov kua, kuaphev, thiab sib sau nrog pojniam lub qe mus tsim dua txoj sia tshiab.

Rectal examination: Ib qho kev kuaj qhov quav los ntawm kws tshuaj mus xuas lub taub kuaxoo (saib daim duab #2). Thiab hu ua Digital (txhais hu ua “ntiv tes”) Rectal Exam.

Risk Factor: Ib yam twg uas ua rau tej tus neeg yuav tau kabmob ntxiv, xws li cancer. Piv xam li, qhov pheejmoo loj rau mob ntsws yog haus luam yeeb. Cim pheejmoo rau mob taub kuaxoo cancer yog muaj hnuv nyoog 65 rov saud.

Ultrasound: Kev siv cov suab siab los nrhiav cov mob tumor nyob tob tob hauv yus lub cev. Thiab hu ua ultrasonography.

Urethra: Txoj hlab xa zis los ntawm lub zais zis (saim daib duab #2).



Original Text by:

Niccu Tafarrodi, Ph.D.
Donald Whipple Fox

Text translated and edited by:

Xiong Ly
Regions Hospital

Original Text Edited by:

Cesar Ercole, M.D.
*Assistant Professor
University of Minnesota*
David V. Taylor, Ph.D.
*Dean of the General College
University of Minnesota*

Illustrations by:

Nickdokht Torkzadeh
Nickdokht is a native of Tehran, Iran. She is a Graphic Designer at the University of Minnesota where she earned her MA from the School of Architecture. Her field of work is design, layout and graphics for print and interactive media.



This booklet was created in partnership
with the American Cancer Society.

Guide to Prostate Cancer
STAY HEALTHY
© 2013 C.C.H.
Hmong_p03-08