

W5	Rear orchestra Shell Wall	355"
----	---------------------------	------

21	Full Stage Blacks	343"
----	-------------------	------

20	Cyc	326"
----	-----	------

19	#6 Legs	319"
----	---------	------

W4	Fourth Electric	306"
----	-----------------	------

18	Orchestra Shell Ceiling	286"
----	-------------------------	------

17	#5 Legs	279"
----	---------	------

16	#4 Border	270"
----	-----------	------

15	----	263"
----	------	------

14	----	240"
----	------	------

W3	Third Electric	220"
----	----------------	------

13	#4 Legs	196"
----	---------	------

12	#3 Border	189"
----	-----------	------

11	Orchestra Shell Ceiling	180"
----	-------------------------	------

10	#3 Legs	169"
----	---------	------

9	----	150"
---	------	------

8	----	143"
---	------	------

W2	Second Electric	119"
----	-----------------	------

7	#2 Legs	99"
---	---------	-----

6	#2 Border	90"
---	-----------	-----

5	----	83"
---	------	-----

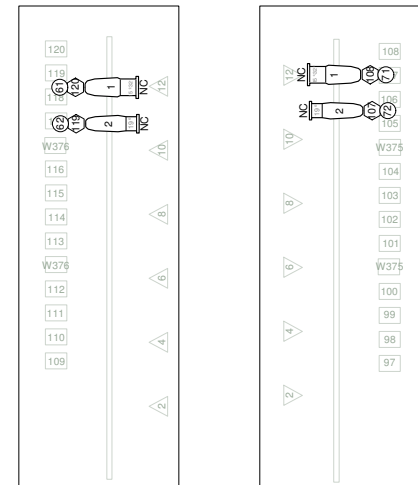
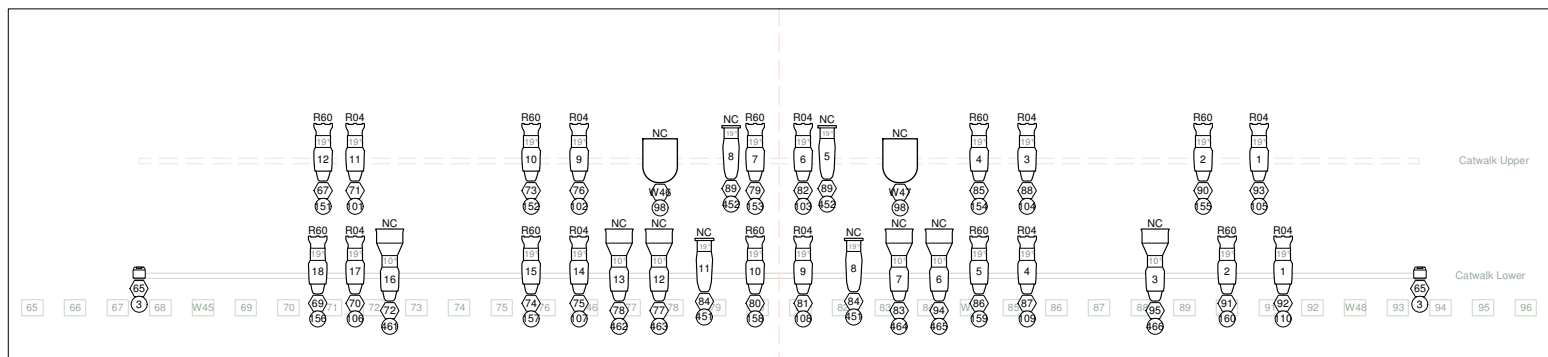
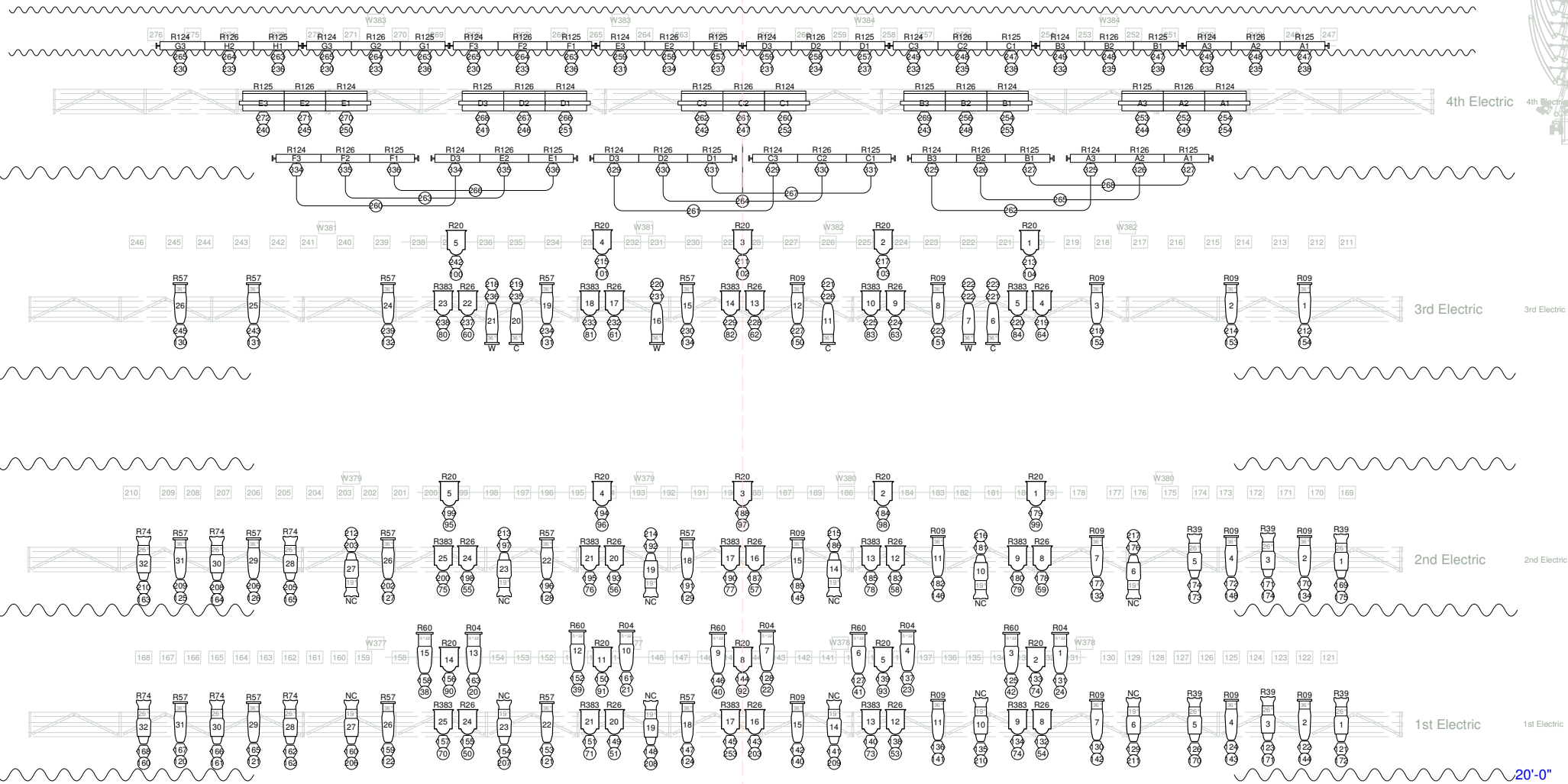
4	Orchestra Shell Ceiling	69"
---	-------------------------	-----

W1	First Electric	50"
----	----------------	-----

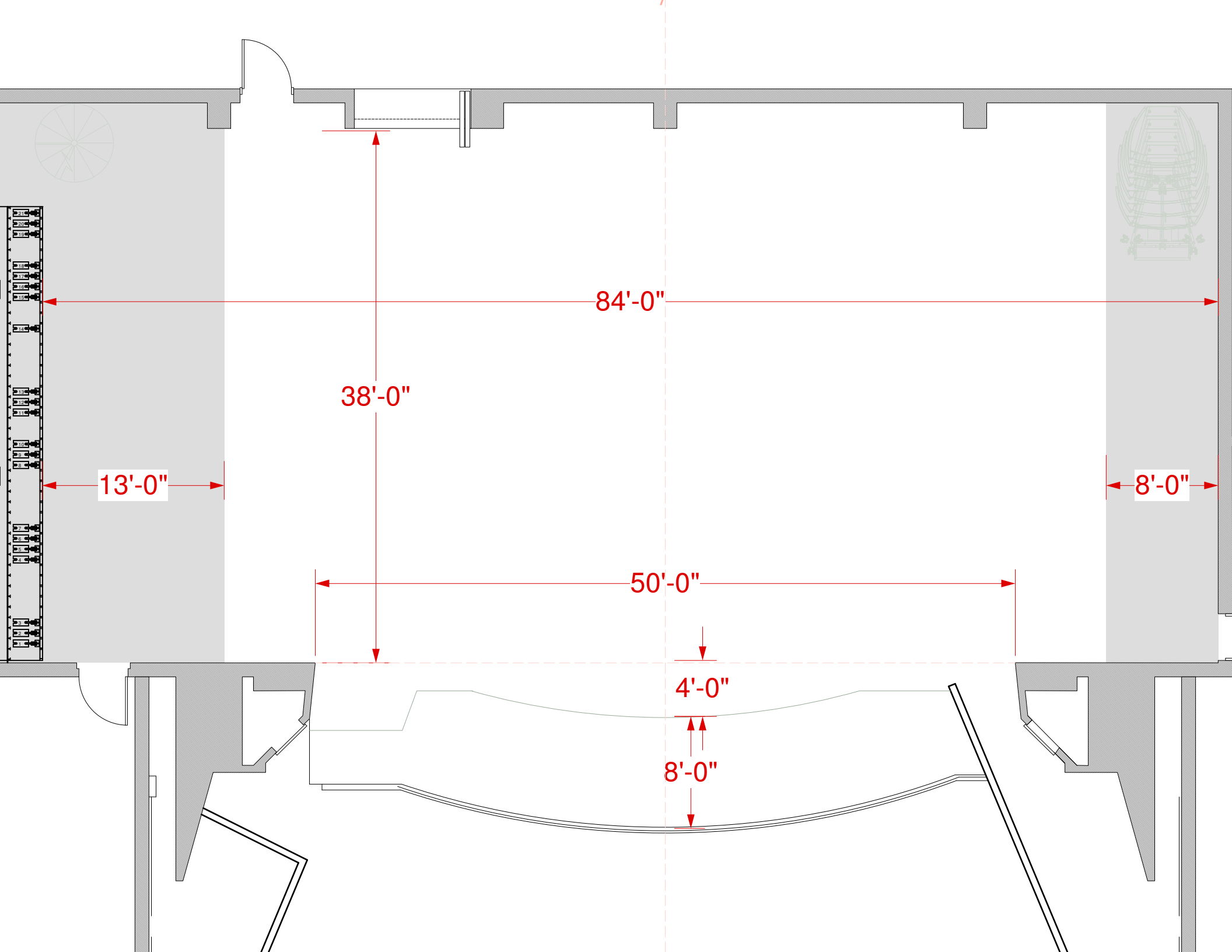
3	#1 Legs	30"
---	---------	-----

2	#1 Border	23"
---	-----------	-----

1	Main Curtain	16"
---	--------------	-----



Subject to Change Without Notice



84'-0"

38'-0"

13'-0"

8'-0"

50'-0"

4'-0"

8'-0"