
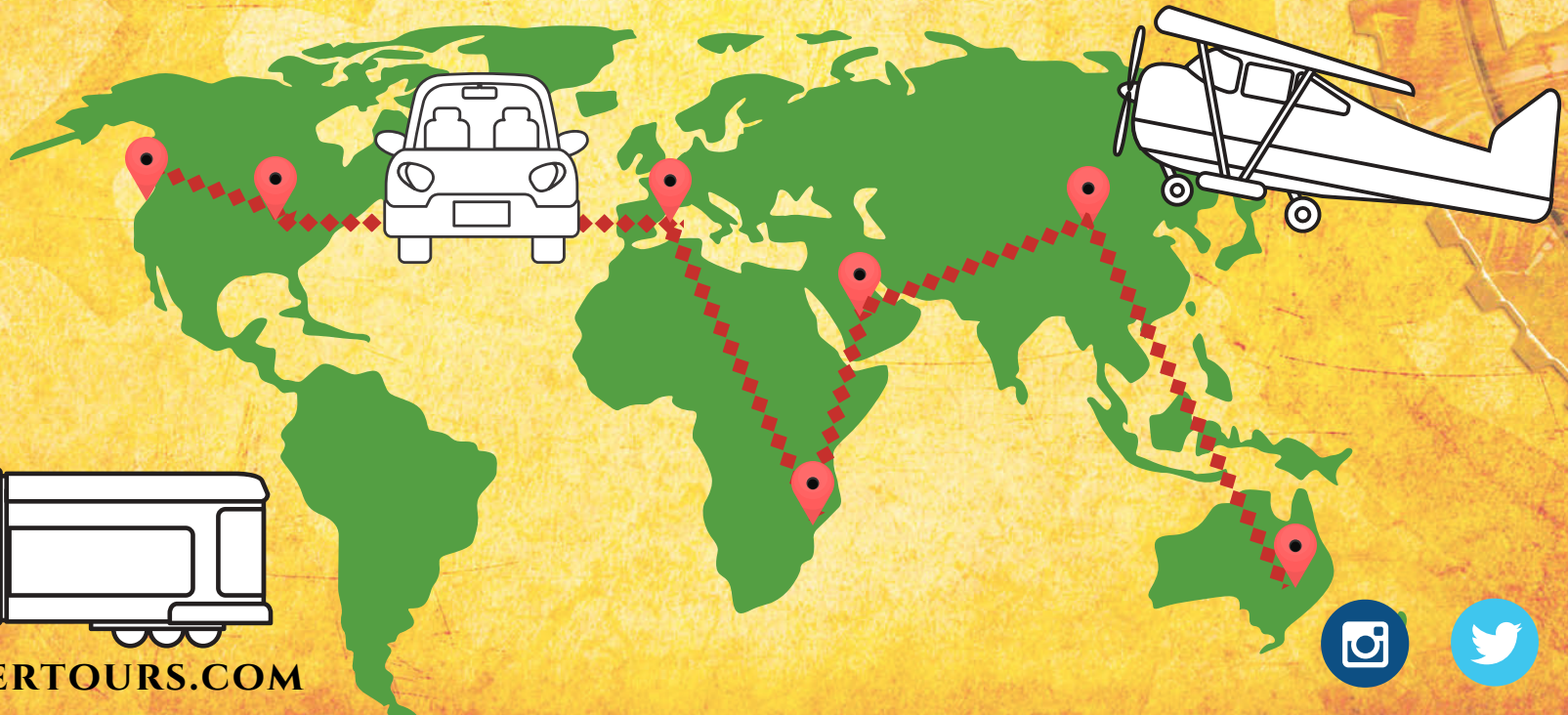




ULTIMATE FAMILY TRAVEL FUNPACK



TIMETRAVELERTOURS.COM



SUMMER IS HERE!

INCLUDED GAMES

- MAP YOUR WAY
- 20 QUESTION I SPY
- DEAR DIARY
- NAME IT!
- FIND IT!
- PHOTO HUNT
- TWO MINUTE LISTS:
INDIVIDUAL VERSION
- TWO MINUTE LISTS:
GROUP VERSION
- FAMILY STORIES
- HISTORY ON MY SIDE
- HISTORY A,B,C
- PARTY GUEST LIST
- TAKING LICENSE

RECOMMENDED BY US

- GREAT TRAVEL APPS
- GREAT PODCASTS

Families all over the world are on the move, collecting new experiences and making memories... *together*. You may be meeting new people or rendezvousing with friends you see only every few years. That's the best part of the summer. But it can also mean long car rides, crowded train journeys, and delayed flights.

That's where Time Traveler Tours' **Ultimate Family Travel FUNPack** comes in! Print it out (in black & white to save on printer ink) or open it up on your tablet or smartphone. Our FUNpack is dedicated to groups on the go – no cards to count, no dice to lose, no boards and pieces to carry around. Plus, with our Focus on History, familiar games become fresh and new.

Enjoy! And have a happy, healthy holiday!
Team Time Traveler Tours (& Tales)

MAP YOUR WAY

THE ULTIMATE TRAVEL SOUVENIR

Print off a map of the area you're traveling in, or pick up a map you're willing to get messy. Then have fun marking it up with all the historical points of interest, places you stop, homes of friends and/or family you visit all along the way.



TOOLS NEEDED

- An area map
- Stickers
- Post-it Notes
- Glue Stick
- Markers/Pens
- Instant-print camera
- Tape, washi, or scotch
- Collected postcards
- Collected business cards
- Anything you can think of that you can attach to your map

20 QUESTION I SPY

**"I SPY WITH MY LITTLE EYE
SOMETHING FROM HISTORY THAT ..."**

The key is to provide a hint that will compel your fellow travelers to time travel in their imaginations. They get 20 tries, using yes or no questions, to guess the historical object or character that you're thinking about.

Examples:

I spy with my little eye something from history that originated in the Netherlands but now provides green energy! (*Windmill*)

I spy with my little eye someone from history who crossed the Atlantic Ocean before Christopher Columbus. (*Erik the Red or Lief Erikson*)



DEAR DIARY



Download our
Family Travel
Resource Pack
for recommended
podcasts, apps, and
books you might
enjoy on your
journey.

"1843, IT'S BEEN MONTHS SINCE I LAST FELT GROUND..."

Here's a chance to use your imagination and get creative. Keep a diary either for yourself or for a historical figure you've met on your journey. Use what you learn while on the road to dig deep into a character or compose a fictional story. Or treat it as a log book to record your daily experiences.

Journaling is a great personal tool for you to use to create and maintain a memory of your trip. You can sketch in the margins of your notebook, or take and print pictures with vintage filters to give your historical fiction an "authentic" look and feel.

FOCUS ON HISTORY

Diaries and journals are an important part of the historical record. In fact, most of the things we know about the lives of past people come from diaries. Check one out! You'll be surprised how much fun it can be to peek inside someone's secret inner thoughts.

NAME IT!

BETTER THAN PUNCHBUGGY (AND NO MESSY BRUISING!)

It's simple. Identify every car coming the opposite direction or every plane you see in the sky or at the airport simply by its design and branding.

Extra points should be given for vintage cars and smaller, independent airlines IF you can provide some historical or geographical trivia.

Use of search browsers allowed.



FIND IT!



TOOLS NEEDED

Camera
SmartPhone
OR
Sketchbook

SCAVENGER HUNT FOR THE EXTRAORDINARY

All along your journey, be the first to find one example for each of the four following criteria. Photograph or sketch your extraordinary finds...

- ⚙ Something Funny
- ⚙ Something Surprising
- ⚙ Something Shocking
- ⚙ Something You've Never Seen Before

Then defend your choices to your fellow travelers.

There's only one rule: you cannot be boring. Use your imagination. Have fun.

Play again, and again, and again.

PHOTO HUNT

IT'S A RACE TO THE FINISH

Adults: Prepare a list for your young travel companions of things you'd like them to look for while on your trip. You can be prescriptive – anticipating the place or places you aim to visit – or just wing it!

Youth: Throughout your journey, take photos of the items on your list, using a digital camera, smartphone, Polaroid, whatever tool you have.

The first person to complete the scavenger hunt list wins, but the real goal, of course, is that everyone gets involved hunting and scavenging and recording their finds!

FYI: You'll find a sample photo hunt list on the next page of this FUNpack.



SAMPLE PHOTO HUNT LIST

FOCUS ON HISTORY

Don't be hasty trying to complete your scavenger hunt! Take time to find out about the historical significance of what you're photographing, just in case someone tries to challenge you!

WHAT DO I PHOTOGRAPH?

Here's a short sample list to get you started. Snap away!

- Regional flag
- Historical marker
- Point of interest
- Cemetery
- Church
- Bridge
- Mountain
- "Welcome to" Sign
- Natural wonder
- Type of regional food
- A wild animal (not a pet!)
- Regional plant-life
- Tacky tourists
- Statue of a regional #HistoryHero
- Traditional dress of the region (make sure you ask permission!)
- The most awesome family photo ever



TWO MINUTE LISTS



TOOLS NEEDED

Paper

Pen or pencil

INDIVIDUAL VERSION

This is a great game to play just after visiting a museum or historic site or listening to a historical audiobook or podcast:

First, the group selects a topic related to the visit, exhibit, podcast, or event.

Then, each player has 2 minutes, in turn, to think of as many people, places, or things associated with that topic as possible. Someone will have to keep time. And another will need to write the list of items down, or keep count, or both!

The person with the most items on their list after each round wins the round. The person with the most points wins the game. Play again and again. Call the game whenever you feel you're done.

TWO MINUTE LISTS



GROUP VERSION

As above, the group should first select a topic or theme such as a recent museum visit, exhibit, podcast, or historical event.

Then, establish a “go” order. Each person gets a turn calling out a person, place, or thing associated with the visit, exhibit, podcast, or event. Keep play going until someone stumbles or pauses or repeats another player’s idea.

You can play again and again. Call the game whenever you feel you’re done.

Download our
Family Travel
Resource Pack
for recommended
podcasts, apps, and
books you might enjoy
on your journey.

FAMILY STORIES

FOCUS ON HISTORY

History isn't something that should only be read in books, or seen in museums, it's part of your family's life. Placing a person you know in conjunction with a historical event gives new meaning to the past.

STORIES FROM YOUR PAST...


Oftentimes, sites you see or people you encounter while on a road trip will make you think of a particular relative or friend. When this happens, reach out. Phone that person and interview him or her about the time history was made and they bore witness to it. Sit back and let their story wash over you as you view the place it might have taken place.

TOOLS NEEDED

Speaker-enabled
smartphone
OR
Smartphone and
bluetooth-enabled
speaker



HISTORY ON MY SIDE



DON'T FORGET: THIS GAME NEVER ENDS!

You can play this game throughout your trip, even when you're playing other games.

It is played between “sides.” When you see a historic roadside attraction on your side of the road, yell: “History on my side!” Every time you rightly call this out, you earn a point.

If you see an attraction on the other side, yell: “History on your side!” before the players sitting on that side and steal a point from their score.

If you see a cemetery, yell: “Ghosts!” The first to yell this steals all the other side’s points.

HISTORY

A,B,C

A IS FOR PRINCE ALBERT...

B IS FOR BIG SKIRTS...

In this group game, everyone is engaged in moving through the alphabet, from A to Z, coming up with a word or character that can be linked to the history of your current or recent travel adventure or experience.

To make it extra challenging, see how many times you can go forward and backward through the alphabet before you run out of related words!


Example: An Exhibit on the Victorian Period

A: Prince Albert

B: Big Skirts

C: Christmas Traditions

D: Dickens...



PARTY GUEST LIST



IF YOU COULD INVITE ANYONE...

List from A – Z the historical figures you would invite to a party. All players start with 5 points. The first person who can't name a character, or who forgets which letter they're on, loses a point. The first person to 0 loses, and the person with the most points at the end wins.

Example:

- A – Aung San Suu Kyi
- B – Benjamin Franklin
- C – Cher Ami
- D – Diana, Princess of Wales
- E – Ernesto Che Guevara
- F – Frederick Douglas

FOCUS ON HISTORY

Can you make your own Party Guest List using only names from extended family? What about people from one city?

TAKING LICENSE

BONAPARTE'S FATHER EATS JAM

Take turns telling a silly story, using a historical character or reference, if you can, and based on the letters in a nearby vehicle's license plate. You can use small extra words – articles and prepositions – where necessary.

Adapt this game as needed for smaller children. For example, ask them to think of a word that begins with each letter on the license plate.

Example: License plate #BFEJ 681

Bonaparte's **F**ather **E**ats **J**am.

• **B**eatrix's **F**lowers **E**minate **J**oy.

Before **F**ranklin, **E**xploration seemed **J**oyous.

DO YOU HAVE A GAME TO RECOMMEND?

WE'D LOVE TO KNOW WHAT IT IS. SEND US A MESSAGE:

INFO@TIMETRAVELERTOURS.COM

