



THANK YOU so much for joining us for our Live Stream!

Here is the material from our Uke Club Sponsored Workshop, May 24, 2020, covering Craig's Mini-BootCamp and "Sweet Georgia Brown". A huge thank you to the Ukulele Club of Winnipeg! We hope you learned a lot and continue to explore this lesson as much as possible. Don't forget to subscribe to our Youtube Channel to get to see more great classes.

Also, if you are interested in our Online School with ArtistWorks –

www.artistworks.com/ukulele

Please feel free to use the code FEST15 to get 15% off your subscription.

Craig and I love to teach – if you ever have any questions or concerns, don't hesitate to reach out – cheemaisel@gmail.com

Thank you, again, for joining us!

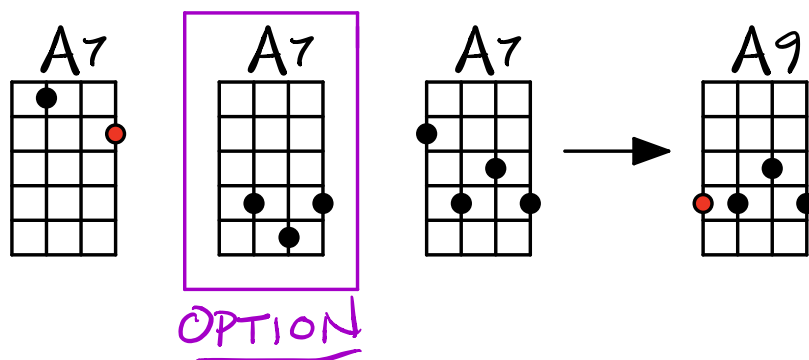
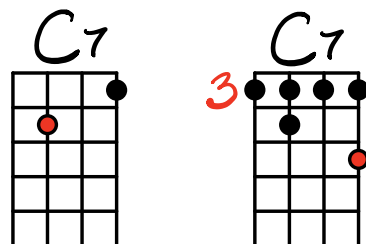
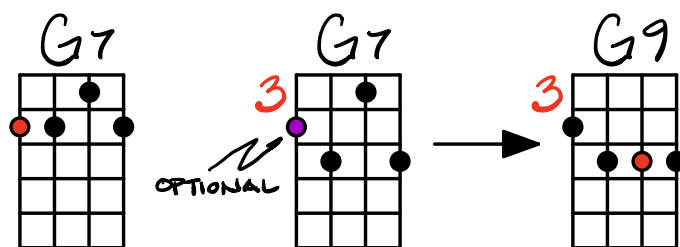
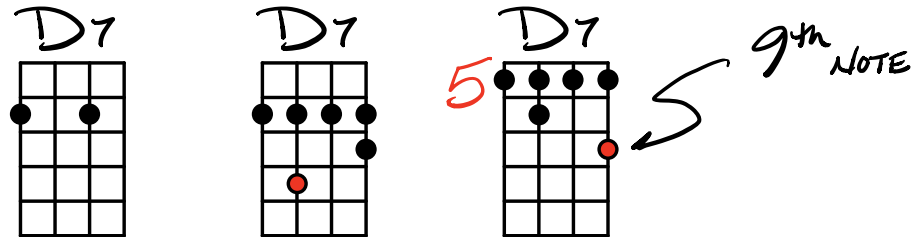
Happy Strumming!

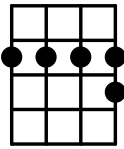
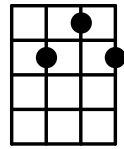
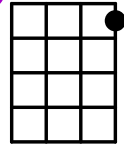
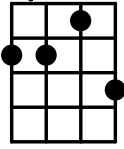
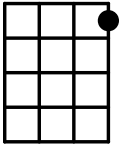
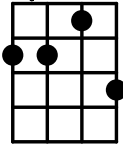
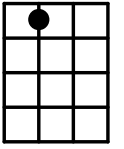

A hand-drawn signature of 'Sarah Maisel' in cursive script. To the left of the signature is a simple line drawing of a ukulele, with the word 'CHEE' written inside the body of the instrument.

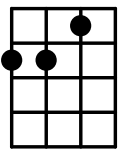
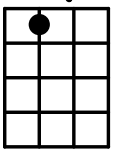
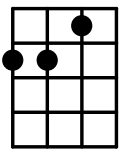
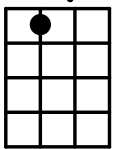
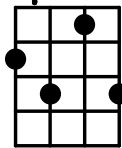
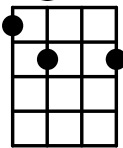
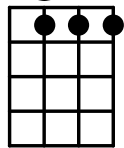
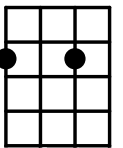
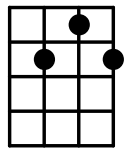
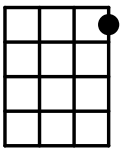
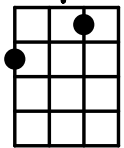
VIDEO LINK: <https://youtu.be/PqwOQ8BVpM0>

EXTRA VIDEO LINK FOR LET HAND: <https://youtu.be/3dj4qiUApJA>

Sweet Georgia Brown



| | | | |
|---|---|--|---|
| <p>D7</p>  | | | |
| <p>G7</p>  | | | |
| <p>① C7</p>  | | | |
| <p>F6</p>  | <p>C7</p>  | <p>F6</p>  | <p>A7</p>   |

| | | | |
|--|--|---|---|
| <p>② Dm</p>  | <p>A7</p>  | <p>Dm</p>  | <p>A7</p>  |
| <p>F7 E7</p>   | <p>E^b9 D7</p>   | <p>G7 C7</p>   | <p>F</p>  |

| | | | |
|---------------|-------------|-------------|-------------|
| <p>D7</p> | | <p>5 D7</p> | <p>5 D9</p> |
| <p>4 G9</p> | | <p>G7</p> | <p>G7</p> |
| <p>① 3 C9</p> | <p>3 C7</p> | <p>C9</p> | <p>C7</p> |
| <p>F6</p> | <p>C7</p> | <p>F6</p> | <p>A7</p> |

| | | | |
|--------------|--------------------------|--------------|-----------|
| <p>② Dm</p> | <p>A7</p> | <p>Dm</p> | <p>A7</p> |
| <p>F9 E9</p> | <p>E^b9 D7</p> | <p>G7 C7</p> | <p>F</p> |

Craig's Mini Boot-Camp

May 24, 2020 Live Stream

Transcribed by Sarah Maisel

Ukulele

1 Basic C Scale

mf

5 C Scale with Alternating G

9 C Scale - Up Three Back one

14 C Scale - Up Three Back One with Alternating G

19 C Scale - Up Three Back One with Alternating G

23 C Scale - Hammer On Up - Pull Offs Down

Aldrine Spider: Text and notation is written here to remind you of groupings and does not fully reflect the exercise.
 This is a LEFT HAND exercise only.
 3 & 4 followed by 1 & 3 - Forward and Backward
 1 & 4 followed by 2 & 3 - Forward and Backward
 2 & 4 followed by 1 & 3 - Forward and Backward

1-2-3-4 Exercise

Notes for "Rhythm of the Falling Rain"
 Hammer on the A string note to form the full G Chord

G add 9 G

C

Mini Bootcamp

☒ Quick Hold Recap

☒ Aldrine's Spider

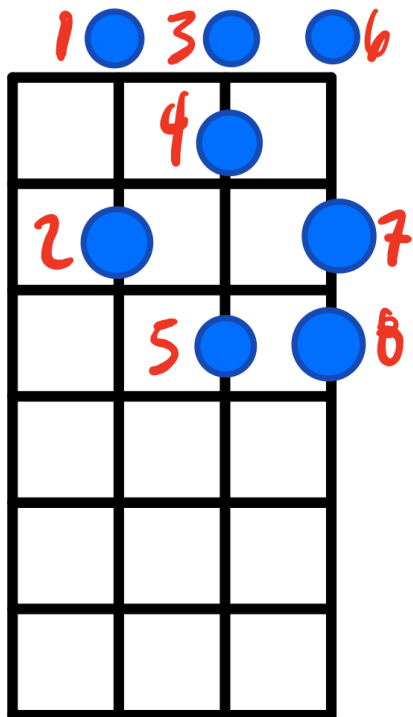
☒ 1 2 3 4

☐ Scales ♥

☐ Falling Rain Demo

1 2 3 4
1 4 3 4
1 4 2 4
1 3 2 3
4 3 2 1

Fest 15



1 2 3 4 5 6 7 8

1 2 3

2 3 4

3 4 5

4 5 6

5 6 7

6 7 8

