

ADVANCE (BRITISH GRENADIERS)

Bb Conductor
written in full in
individual parts

QUICK MARCH

A

B

C

D

PERC

f

1.

2.

Bb Conductor

GENERAL SALUTE

MM ♩ =200

ff

ff

ff

f

ff

1.

15

The first system of the musical score consists of five staves. The top staff is the conductor's part, marked with a '1' and a '2' above the first and second measures respectively. The second and third staves are for the first and second vocal parts. The fourth and fifth staves are for the piano accompaniment. The music is in 4/4 time and features a key signature of one flat (Bb).

Bb Conductor

O CANADA

MM ♩ =100

The second system of the musical score consists of five staves. The top staff is the conductor's part, with sections labeled 'A' and 'B' in boxes above the first and second measures. The second and third staves are for the first and second vocal parts. The fourth and fifth staves are for the piano accompaniment. The music is in 4/4 time and features a key signature of one flat (Bb). Dynamics include *ff* (fortissimo) and *mp* (mezzo-piano). There are also triplets marked with a '3' in the piano part.

C

Musical score for section C, measures 1-5. The score consists of five staves. The top two staves are in treble clef with a key signature of one flat (B-flat). The bottom three staves are in bass clef. The music is marked with a piano (*p*) dynamic. The first two staves feature melodic lines with slurs and ties. The third staff has a steady eighth-note accompaniment. The fourth staff has a steady eighth-note accompaniment with a triplet of eighth notes in the first measure. The fifth staff features a complex rhythmic pattern with many sixteenth notes and slurs. A crescendo hairpin is visible in the first measure of the first staff.

D

Musical score for section D, measures 6-10. The score consists of five staves. The top two staves are in treble clef with a key signature of one flat (B-flat). The bottom three staves are in bass clef. The music is marked with a piano (*p*) dynamic. The first two staves feature melodic lines with slurs and ties. The third staff has a steady eighth-note accompaniment. The fourth staff has a steady eighth-note accompaniment with a triplet of eighth notes in the first measure. The fifth staff features a complex rhythmic pattern with many sixteenth notes and slurs. A crescendo hairpin is visible in the first measure of the first staff.

E **F**

ff *ff* *ff* *ff* *ff* 3 3 3

G

ff *ff* *ff* *ff* *ff* 3 3 Cym. SOLO

Bb Conductor

GOD SAVE THE QUEEN

MM $\text{♩} = 90$

The first system of the musical score consists of five staves. The top staff is marked with a box labeled 'A'. The key signature is one sharp (F#) and the time signature is 3/4. The first three staves begin with a dynamic marking of *p*. The fourth staff begins with a dynamic marking of *p*. The fifth staff begins with a dynamic marking of *p*. The system concludes with a dynamic marking of *ff*. The word 'rubato' is written above the fourth staff. A box labeled 'B' is positioned above the final measure of the system.

The second system of the musical score consists of five staves. The top staff is marked with a box labeled 'C'. The key signature is one sharp (F#) and the time signature is 3/4. The system concludes with a dynamic marking of *f*. The word 'rubato.' is written below the bottom staff. The word 'rall.' is written above the second, third, fourth, and fifth staves.

C Instruments
Part A

ADVANCE
(British Grenadiers)



C Instruments
Part A

GENERAL SALUTE



C Instruments
Part A

O CANADA



C Instruments
Part A

GOD SAVE THE QUEEN



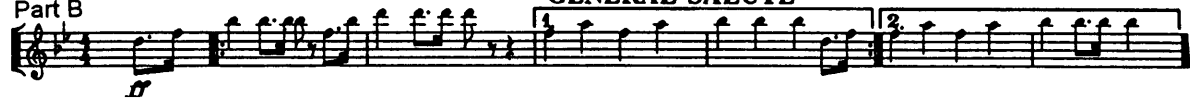
C Instruments
Part B

ADVANCE
(British Grenadiers)




C Instruments
Part B

GENERAL SALUTE



C Instruments
Part B

O CANADA



C Instruments
Part B

GOD SAVE THE QUEEN



C Instruments
Part C

ADVANCE
(British Grenadiers)




C Instruments
Part C

GENERAL SALUTE



C Instruments
Part C

O CANADA



C Instruments
Part C

GOD SAVE THE QUEEN




C Instruments
Part D

ADVANCE
(British Grenadiers)



C Instruments
Part D

GENERAL SALUTE



C Instruments
Part D

O CANADA



C Instruments
Part D

GOD SAVE THE QUEEN



E♭ Instruments
Part A

ADVANCE
(British Grenadiers)

E♭ Instruments
Part A

GENERAL SALUTE

E♭ Instruments
Part A

O CANADA

E♭ Instruments
Part A

GOD SAVE THE QUEEN

E♭ Instruments
Part B

ADVANCE
(British Grenadiers)

E♭ Instruments
Part B

GENERAL SALUTE

E♭ Instruments
Part B

O CANADA

E♭ Instruments
Part B

GOD SAVE THE QUEEN

E♭ Instruments
Part C

ADVANCE
(British Grenadiers)

E♭ Instruments
Part C

GENERAL SALUTE

E♭ Instruments
Part C

O CANADA

E♭ Instruments
Part C

GOD SAVE THE QUEEN

E♭ Instruments
Part D

ADVANCE
(British Grenadiers)

E♭ Instruments
Part D

GENERAL SALUTE

E♭ Instruments
Part D

O CANADA

E♭ Instruments
Part D

GOD SAVE THE QUEEN

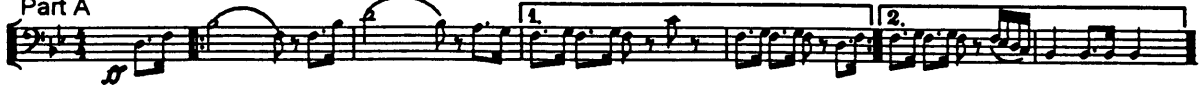
C Bass Clef High
Part A

ADVANCE
(British Grenadiers)




C Bass Clef High
Part A

GENERAL SALUTE




C Bass Clef High
Part A

O CANADA



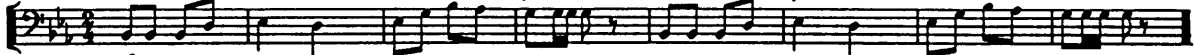
C Bass Clef High
Part A

GOD SAVE THE QUEEN



C Bass Clef High
Part B

ADVANCE
(British Grenadiers)



C Bass Clef High
Part B

GENERAL SALUTE



C Bass Clef High
Part B

O CANADA



C Bass Clef High
Part B

GOD SAVE THE QUEEN



C Bass Clef High
Part C

ADVANCE
(British Grenadiers)



C Bass Clef High
Part C

GENERAL SALUTE



C Bass Clef High
Part C

O CANADA



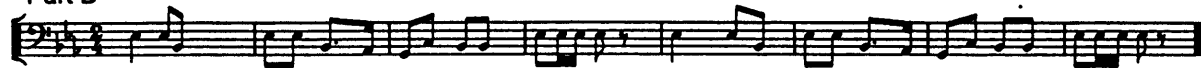
C Bass Clef High
Part C

GOD SAVE THE QUEEN



C Bass Clef High
Part D

ADVANCE
(British Grenadiers)



C Bass Clef High
Part D

GENERAL SALUTE



C Bass Clef High
Part D

O CANADA



C Bass Clef High
Part D

GOD SAVE THE QUEEN



French Horn
Part A

ADVANCE
(British Grenadiers)

French Horn
Part A

GENERAL SALUTE

French Horn
Part A

O CANADA

French Horn
Part A

GOD SAVE THE QUEEN

French Horn
Part B

ADVANCE
(British Grenadiers)

French Horn
Part B

GENERAL SALUTE

French Horn
Part B

O CANADA

French Horn
Part B

GOD SAVE THE QUEEN

French Horn
Part C

ADVANCE
(British Grenadiers)

French horn
Part C

GENERAL SALUTE

French Horn
Part C

O CANADA

French Horn
Part C

GOD SAVE THE QUEEN

French Horn
Part D

ADVANCE
(British Grenadiers)

French Horn
Part D

GENERAL SALUTE

French
Horn Part D

O CANADA

French Horn
Part D

GOD SAVE THE QUEEN

ADVANCE
(British Grenadiers)

Tuba
Part A

GENERAL SALUTE

Tuba
Part A

O CANADA

Tuba
Part A

GOD SAVE THE QUEEN

Tuba
Part A

ADVANCE
(British Grenadiers)

Tuba
Part B

GENERAL SALUTE

Tuba
Part B

O CANADA

Tuba
Part B

GOD SAVE THE QUEEN

Tuba
Part B

ADVANCE
(British Grenadiers)

Tuba
Part C

GENERAL SALUTE

Tuba
Part C

O CANADA

Tuba
Part C

GOD SAVE THE QUEEN

Tuba
Part C

ADVANCE
(British Grenadiers)

Tuba
Part D

GENERAL SALUTE

Tuba
Part D

O CANADA

Tuba
Part D

GOD SAVE THE QUEEN

Tuba
Part D

ADVANCE
(British Grenadiers)

Percussion

Musical notation for the percussion part of 'ADVANCE (British Grenadiers)'. It features a single staff with a treble clef and a 2/4 time signature. The music consists of a series of rhythmic patterns, including eighth and sixteenth notes, with dynamic markings such as *f* and accents (>). There are two first endings marked '1>' and '2>'.

Percussion

GENERAL SALUTE

Musical notation for the percussion part of 'GENERAL SALUTE'. It consists of two staves with treble clefs and a 2/4 time signature. The notation includes various rhythmic figures and dynamic markings like *ff*. There are first and second endings marked '1' and '2'.

Percussion

O CANADA

Musical notation for the percussion part of 'O CANADA'. It consists of five staves with treble clefs and a 2/4 time signature. The notation includes various rhythmic patterns and dynamic markings such as *ff*, *mp*, and *p*. There are seven sections labeled A through G, and a 'SOLO Cym.' marking at the end.

Percussion

GOD SAVE THE QUEEN

Musical notation for the percussion part of 'GOD SAVE THE QUEEN'. It consists of two staves with treble clefs and a 2/4 time signature. The notation includes various rhythmic patterns and dynamic markings like *f*. There are three sections labeled A, B, and C, and performance directions 'rubato.' and 'rall.'.