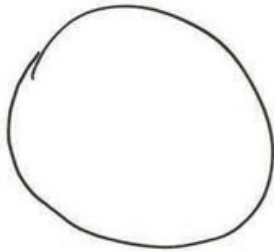



NINJA!

HOW TO DRAW A NINJA!


Step 1: Draw a circle.



Step 2: Draw two small circles for eyes.




Step 3: Draw two dots for eyeballs.




Step 4: Draw an oval for a mask.



Step 5: Draw lines for the head band.



Step 6: Draw your favorite pattern (polka dots, hearts, stripes).



NINJA! by Arree Chung • Ages 4 to 7 / Grades P to 2 • ISBN: 9780805099119

H Henry Holt • An imprint of Macmillan Children's Publishing Group • mackids.com