


NINJA!

HOW TO DRAW A NINJA!


Step 7: Draw an oval for the body.





Step 8: Draw the arms and legs using rectangles. Use circles for the hands and feet.



Step 9: Use lines to draw gloves and the pants.



Step 10: Draw the hands like this.



NINJA! by Arree Chung • Ages 4 to 7 / Grades P to 2 • ISBN: 9780805099119

H Henry Holt • An imprint of Macmillan Children's Publishing Group • mackids.com