


# NINJA!


## HOW TO DRAW A NINJA!

Step 11: Erase lines you don't need.




Step 12: Add details.

You can draw your favorite weapons. Add stripes to socks and soles to shoes.




Step 13: Make lines for folds and wrinkles.



Step 14: Write your name!

*Arree*

ALL DONE!



NINJA! by Arree Chung • Ages 4 to 7 / Grades P to 2 • ISBN: 9780805099119

H Henry Holt • An imprint of Macmillan Children's Publishing Group • mackids.com