



# GLOBAL 6000 MARKET OVERVIEW

## JANUARY 2016



## GLOBAL 6000 MARKET OVERVIEW JANUARY 2016

Currently, there are 9 Global 6000s for sale of 172 aircraft, representing 5.2% of the active fleet.

### CURRENT GLOBAL 6000 MARKET SUMMARY

AIRCRAFT SUMMARY	LOW	HIGH	AVERAGE
ASKING PRICE	\$38,750,000	\$53,900,000	\$45,644,000
AIRFRAME TOTAL TIME	12	3,643	1,038
MANUFACTURE YEAR	2011	2014	2013
DAYS ON MARKET	69	542	303

*FIGURES BASED ON ASKING PRICES, NOT SALE PRICES. BASED ON 9 AIRCRAFT PRICES AND 9 AIRCRAFT FOR SALE*

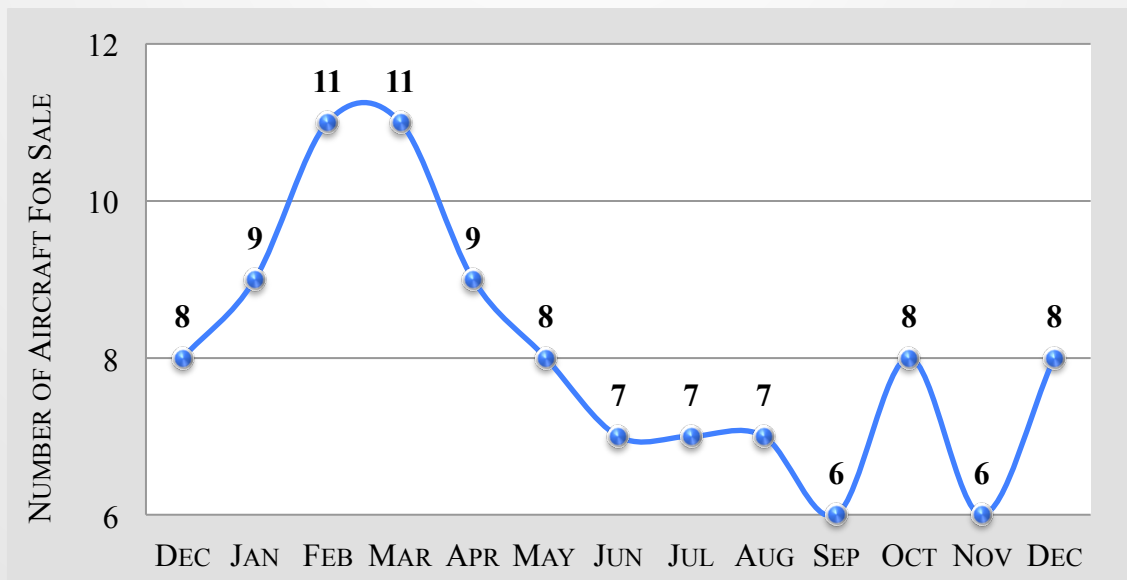
### CURRENT GLOBAL 6000 MARKET BY SELLER LOCATION



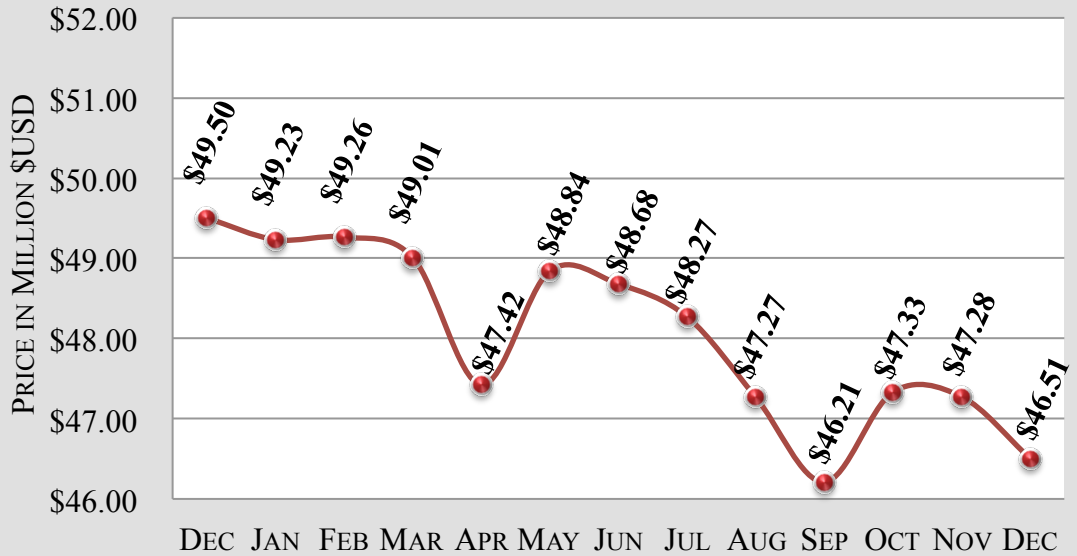
GLOBAL 6000 – 6 MONTH MARKET HISTORY

MONTH	JUL	AUG	SEP	OCT	NOV	DEC	AVERAGE
AVERAGE ASK PRICE	\$48.3M	\$47.3M	\$46.2M	\$47.3M	\$47.3M	\$46.5M	\$47.1M
NUMBER FOR SALE	7	7	6	8	6	8	7
ACTIVE FLEET	142	150	157	162	162	167	157
PERCENTAGE FOR SALE	4.9%	4.7%	3.8%	4.9%	3.7%	4.8%	4.5%
AVERAGE YEAR	2012	2012	2012	2013	2013	2013	2013
AVERAGE DAYS ON MARKET	200	249	304	258	258	261	255
AVERAGE AIRFRAME TIME	893	1,102	1,152	937	1,028	981	1,016
TRANSACTIONS	1	3	1	1	0	0	6 TOTAL

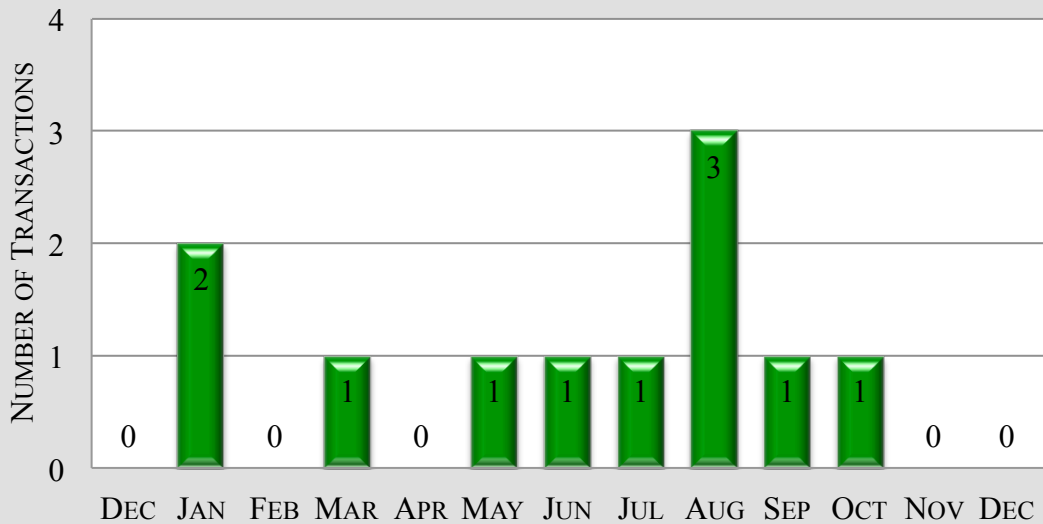
GLOBAL 6000– 12 MONTH FOR SALE INVENTORY HISTORY



### GLOBAL 6000 – 12 MONTH ASKING PRICE TREND



### GLOBAL 6000 – 12 MONTH TRANSACTION HISTORY



## GLOBAL 6000 – AIRCRAFT BLUE BOOK VALUATIONS

YEAR	AVERAGE RETAIL	AVERAGE WHOLESALE	TREND
2012	\$40,000,000	\$35,502,000	NO CHANGE
2013	\$44,000,000	\$39,052,000	-\$888,000
2014	\$47,000,000	\$41,715,000	-\$2,663,000
2015	\$55,000,000	\$48,815,000	-\$6,488,000

## GLOBAL 6000 – VREF VALUATIONS

YEAR	AVERAGE RETAIL	AVERAGE WHOLESALE	TREND
2012	\$37,500,000	\$33,375,000	-\$500,000
2013	\$41,500,000	\$36,935,000	-\$500,000
2014	\$45,000,000	\$40,050,000	-\$500,000
2015	\$53,000,000	\$47,806,000	-\$9,000,000

GLOBAL 6000 MARKET DETAILS AS OF JANUARY 2016  
ARRANGED BY YEAR

YEAR	PRICE	DAYS ON MARKET	AIRFRAME TOTAL TIME	LOCATION
2011	\$41,000,000	542	1902	Europe
2012	\$42,250,000	504	3,643	Europe
2012	\$38,750,000	396	1,150	Europe
2012	\$41,500,000	69	750	Europe
2012	\$46,900,000	365	911	Europe
2013	\$49,000,000	280	180	Europe
2014	\$50,000,000	361	350	India
2014	\$47,500,000	113	444	Europe
2014	\$53,900,000	106	12	U.S.A.

GLOBAL 6000 MARKET DETAILS AS OF JANUARY 2016  
ARRANGED BY ASKING PRICE

YEAR	PRICE	DAYS ON MARKET	AIRFRAME TOTAL TIME	LOCATION
2012	\$38,750,000	396	1,150	Europe
2011	\$41,000,000	542	1902	Europe
2012	\$41,500,000	69	750	Europe
2012	\$42,250,000	504	3,643	Europe
2012	\$46,900,000	365	911	Europe
2014	\$47,500,000	113	444	Europe
2013	\$49,000,000	280	180	Europe
2014	\$50,000,000	361	350	India
2014	\$53,900,000	106	12	U.S.A.

GLOBAL 6000 MARKET DETAILS AS OF JANUARY 2016  
ARRANGED BY DAYS ON MARKET

YEAR	PRICE	DAYS ON MARKET	AIRFRAME TOTAL TIME	LOCATION
2012	\$41,500,000	69	750	Europe
2014	\$53,900,000	106	12	U.S.A.
2014	\$47,500,000	113	444	Europe
2013	\$49,000,000	280	180	Europe
2014	\$50,000,000	361	350	India
2012	\$46,900,000	365	911	Europe
2012	\$38,750,000	396	1,150	Europe
2012	\$42,250,000	504	3,643	Europe
2011	\$41,000,000	542	1902	Europe

GLOBAL 6000 MARKET DETAILS AS OF JANUARY 2016  
ARRANGED BY TOTAL TIME ON AIRFRAME

YEAR	PRICE	DAYS ON MARKET	AIRFRAME TOTAL TIME	LOCATION
2014	\$53,900,000	106	12	U.S.A.
2013	\$49,000,000	280	180	Europe
2014	\$50,000,000	361	350	India
2014	\$47,500,000	113	444	Europe
2012	\$41,500,000	69	750	Europe
2012	\$46,900,000	365	911	Europe
2012	\$38,750,000	396	1,150	Europe
2011	\$41,000,000	542	1902	Europe
2012	\$42,250,000	504	3,643	Europe

GLOBAL 6000 MARKET DETAILS AS OF JANUARY 2016  
ARRANGED BY LOCATION

YEAR	PRICE	DAYS ON MARKET	AIRFRAME TOTAL TIME	LOCATION
2013	\$49,000,000	280	180	Europe
2014	\$47,500,000	113	444	Europe
2012	\$41,500,000	69	750	Europe
2012	\$46,900,000	365	911	Europe
2012	\$38,750,000	396	1,150	Europe
2011	\$41,000,000	542	1902	Europe
2012	\$42,250,000	504	3,643	Europe
2014	\$50,000,000	361	350	India
2014	\$53,900,000	106	12	U.S.A.

GLOBAL 6000 MARKET DETAILS AS OF JANUARY 2016  
RECENT CHANGES TO FOR-SALE INVENTORY

*There have been no significant changes.*





GLOBAL 6000 MARKET OVERVIEW  
JANUARY 2016



ALTUS AVIATION  
ELITE SERVICE FOR ELITE CLIENTS