


TREKKING THE  
**NATIONAL PARKS**  
**TRIVIA**



**RULE BOOK**

## OBJECT OF THE GAME

Trekking the National Parks Trivia is an educational trivia game. Each round, a card will be read that asks a national parks related question. **The answer will always be a number!** Players will then compete to guess a number that is closest to the answer without going over. The player with the closest answer wins the point.

**Components:** 305 Two-sided cards, 1 Card holder, 6 Whiteboards, 6 Dry-erase markers, 1 Infographic, 1 Rulebook

### SETUP

- Place the cards inside the card box with the Q side facing out toward the side marked DRAW.
- Give each player one whiteboard and one dry-erase marker.
- Lay out the Infographic. Players may reference this any time.
- Determine the number of points to win. This will depend on the number of players. We recommend using the chart below:

Players	2-3	4-5	6
Points to Win	7	6	5

- The oldest player is the first READER. You are now ready to play!

### GAME ROUND

The game is played in rounds that follow these steps:

- The READER draws a card from the front of the card holder, being careful to conceal the answer on the back of the card from everyone.
- The READER reads the entire card out loud to everyone.
- The READER must then write a numerical answer on his or her whiteboard. This is done publicly so all other players can see the READER'S answer.

**2-player game variant:** The READER keeps their answer secret.

- Then, each other player secretly writes their answer on their own whiteboard, however they may NOT write the same number as the READER, it must be a number higher or lower than the READER'S answer.



### EXAMPLE ROUND

- Anna is the READER. She pulls a card, reads it out loud to everyone, and then writes her answer face up.



Anna

How many national parks are there?

52

- Bill, Carol and Dan write their answers, but keep them secret until everyone is done writing. They may look at Anna's answer (the READER) and use it to inform their own answer.



Bill



Carol



Dan

- Once everyone has written their answers, all whiteboards that were secret are revealed.
- The READER then flips the card and reads the correct answer out loud. Whichever player's answer is closest to the correct answer, **without exceeding it**, takes the card and keeps it as one point. If all player's answers exceed the correct answer, the player who wrote the lowest number wins the card.

*If two or more players write the same number and that number is the closest, they all get a point. One of the tied players keeps the card as a point, and then the other players each draw one random card from the back of the deck to keep as a point.*

• **Then, the BONUS POINT ROUND begins!**

- The READER pulls another card from the card holder, but this time they must **conceal the front Q side of the card**, and read the question labeled BONUS on the back side of the card.

- **BONUS answers are not numerical**, they are words (such as the name of national parks, or words like black bear, erosion or Utah). Only the player who won the point that round may answer the BONUS question. **They speak their answer out loud.**

*If two or more players won a point that round, they are each read a different BONUS question card, one at a time.*


- Once an answer is spoken, the READER flips the card to the front side labeled Q. **The answer of the BONUS question will be words highlighted in red.** If the answering player is correct they get to keep the card as a bonus point!
- The round then ends. The role of READER is passed clockwise to the next player, and a new round begins.

## END OF THE GAME


At the end of a round, if any player meets or exceeds the established number of points, the game ends. The player with the most points is the winner!

*In the rare case of a tie, a tie-break round begins. Each of the tied players must answer one BONUS question. If a player misses their question, they are out. If all players go out, or if all players answer their questions correctly, start a new tie-break round. The last player left in is the winner!*

- ③ All whiteboards are revealed, and then the question card is flipped to the back side to reveal the real answer. Dan was the closest without going over, so he wins the point!



- ④ Dan enters the bonus round. A new card is drawn, and the BONUS question on the back side is read.



Which state is Yosemite in?

Dan speaks his answer out loud-

"Hmm. I think the answer is California."

- ⑤ The card is flipped, and the answer is revealed. Dan got it right and gets another point!



Anna passes the role of READER to Bill, and then a new round begins!

## NOTES FROM THE DESIGNER

Thank you for playing Trekking the National Parks Trivia, we hope you will find it both fun and educational. When playing, please keep in mind a few important notes about the content in this game:

- All information in this game is based on facts that were up to date as of the publication date- July 5, 2019.
- This game is focused on National Park Units that are specifically designated as 'national parks'. It is not focused on other types of units such as National Monuments, National Historic Sites or National Recreation Areas, however these may occasionally be mentioned in the game. There are currently 61 national parks, and whenever any game text refers to a 'national park' it is referring to one of these 61 parks.

### - Credits -

**Game Design** by Charlie Bink

**Cover Illustration** by Robert Islas

**Graphic Design** by Charlie Bink

**Photography** by John Binkele and licensed works from shutterstock.com

**Research & Questions** by Charlie Bink, Kristi Bink, John Binkele, Liz Griffiths and Dave Cisek

**Edited** by John Binkele and Nicholas Havey

**Executive Support** by Hasan Hasmani

Thank you to our playtesters and to our friends at the National Park Service.

© Underdog Games. All Rights Reserved.

