

Lake Monitors Basic In-line Liquid Flow Rate Monitors

FOR 1/4" – 2" PIPE SIZES

STYLE B

CHOICE OF THREE MATERIALS OF CONSTRUCTION

Select from aluminum, brass or stainless steel to meet system and media compatibility requirements.

UNRESTRICTED MOUNTING

Allows the designer to install the monitor in any orientation – horizontal, vertical or inverted.

SUPERIOR EXTERIOR DESIGN

Weather-tight for use outdoors and/or on systems where wash downs are required.

GOOD VISCOSITY STABILITY

A sharp-edged stainless steel orifice provides excellent measurement stability for viscosities from 0-500 SSU.



Ideal for monitoring case drain flows, pump performance and media flows through hydraulic circuits and sub-circuits

RUGGED AND RELIABLE

Designed as a hydraulic service tool, this monitor will provide years of maintenance-free performance.

HIGH PRESSURE OPERATION

The magnetically coupled follower and rigid pressure vessel design allows operation to 6000 PSIG and use with opaque liquids.

24 DIFFERENT PORTS AVAILABLE

Standard selection of NPT, SAE and BSP ports reduces the amount of adapters required for installation.

LOW COST ACCURACY

±2.5% of range accuracy in center third of scale;
±4% in upper and lower thirds.

BI-DIRECTIONAL AND REVERSE FLOW OPTION OFFERED

Basic in-line monitors are also available in bi-directional and reverse flow versions.

ENGINEERING SPECIFICATION

THE IN-LINE FLOW RATE MONITOR SHALL:

- Use the variable annular orifice technique with compression spring recoil.
- Not require inlet or outlet straight plumbing, or require vertical pipe mounting.
- Have a measuring accuracy of ±2.5% of full scale in the center third of the measuring range, and ±4% in upper and lower third.
- Have a stainless steel sharp-edged orifice.
- Have a weather-tight external construction.
- Be Lake Monitors No. B _ _ _ _ _

Basic In-line Liquid Flow Rate Monitors

MATERIALS OF CONSTRUCTION (WETTED COMPONENTS)

	ALUMINUM	BRASS	STAINLESS STEEL
High-pressure casing, end ports and tapered shaft	Aluminum	Brass	#303 Stainless Steel
Seals	Buna-N® (STD), EPR, FKM or FFKM	Buna-N (STD), EPR, FKM or FFKM	FKM with PTFE backup (STD), Buna-N®, EPR or FFKM
Transfer Magnet	PTFE coated Alnico	PTFE coated Alnico	PTFE coated Alnico
Floating Orifice Disk	Stainless Steel	Stainless Steel	Stainless Steel
All other internal parts	Stainless Steel	Stainless Steel	Stainless Steel

Buna-N is a registered trademark of Chemische Werke Huls

MATERIALS OF CONSTRUCTION (NON-WETTED COMPONENTS)

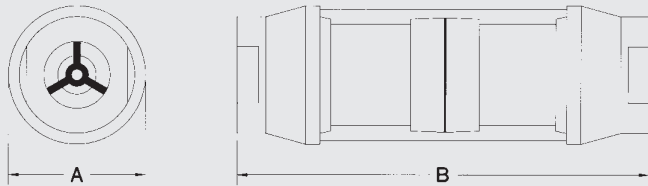
	ALUMINUM	BRASS	STAINLESS STEEL
Window Tube	Polycarbonate (STD)	Polycarbonate (STD)	Polycarbonate (STD)
Window Seals	Buna-N® (STD), PTFE	Buna-N® (STD), PTFE	Buna-N® (STD), PTFE

PERFORMANCE

Measuring accuracy*:	±2.5% of full-scale in the center third of the measuring range; ±4% in upper and lower thirds
Repeatability:	±1% of full-scale
Flow measuring range:	.05-150 GPM (0.2-560 LPM)
Pressure differential:	See graphs on the right for typical pressure differentials. For specific differential information, refer to Lake data sheet PDDS404.
Maximum operating pressure:	aluminum and brass monitors: 3500 PSIG (240 Bar) stainless steel monitors: 6000 PSIG (410 Bar)
Maximum operating temperature:	240°F (116°C) Note: for operation to 600°F (316°C), see our High Temperature data sheet.
Standard calibration fluids:	Oil monitors: DTE 25® @ 110°F (43°C), 0.873 sg Water monitors: tap water @ 70°F (21°C), 1.0 sg
Filtration requirements:	74 micron filter or 200 mesh screen minimum

*Accuracy is ±4% Full-scale across entire range for "BI" option.
TE 25 is a registered trademark of Exxon Mobil

MECHANICAL SIZE CODE



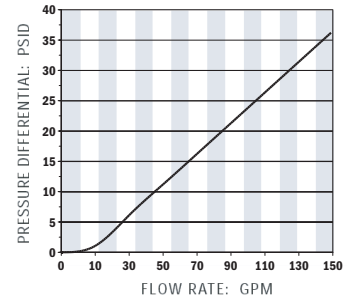
DIM	SERIES 3	SERIES 4	SERIES 5	SERIES 5
A	1-7/8" (48mm)	2-3/8" (60mm)	3-1/2" (90mm)	3-1/2" (90mm)
B	6-9/16" (167mm)	7-5/32" (182mm)	10-1/8" (258mm)	12-5/8" (322mm)
Port Sizes	NPTF: 1/4", 3/8", 1/2" SAE: #6, #8, #10 BSP: 3/8", 1/2"	NPTF: 3/4", 1" SAE: #12, #16 BSP: 3/4", 1"	NPTF: 1-1/4", 1-1/2" SAE: #20, #24 BSP: 1-1/4", 1-1/2"	NPTF: 2" SAE: #32 BSP: 2"

Note: Consult factory for SAE brass monitor requirements.

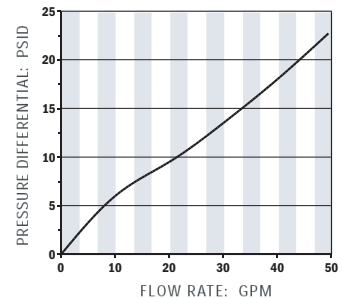
TYPICAL PRESSURE DIFFERENTIALS

For specific differential graphs, refer to Lake data sheet PDDS-404.

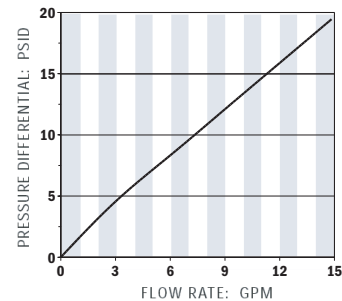
SERIES 5 MONITORS 1-1/4" - 2"



SERIES 4 MONITORS 3/4" - 1"



SERIES 3 MONITORS 1/4" - 1/2"



www.lakemonitors.com

AW-LAKE COMPANY INC.
A TASI Group Company
8809 Industrial Dr., Franksville, WI 53126
262.884.9800 / Fax: 262.884.9805
800.850.6110

BDS-1006 Rev 5.12
©Lake Monitors Inc. 2006