







Type of Equine	Netting Hole Size	Type of Hay	Other Factors
 Draft Warmblood	2" Hole	ALL Types of Hay	<ul style="list-style-type: none"> Introducing slow-feeder hay nets Underweight horses
 Senior Horses	2" Hole	ALL Types of Hay	<ul style="list-style-type: none"> Introducing slow-feeder hay nets Underweight horses Sick horses
 * Most Horses START HERE	1.5" Hole	Fine Hay Pure Alfalfa Coarse Medium Hay	<ul style="list-style-type: none"> Trailing Cold weather Introducing slow-feeding Anxious eaters
 Acclimated Horses	1" Hole	Most Hay Types Not suitable for fine short hay or straight alfalfa - alfalfa mix OK	<ul style="list-style-type: none"> Horse is very skilled with 1.5" and eating too fast Closely mimics grazing
 Ponies Minis	1" Hole 1/2" Hole *	Coarser Hay * Not suitable for fine short hay or straight alfalfa - alfalfa mix OK	<ul style="list-style-type: none"> 1/2" hole for animal very skilled with 1" Extend grazing time
 Mules Donkeys	1" Hole 1/2" Hole *	Coarser Hay * Not suitable for fine short hay or straight alfalfa - alfalfa mix OK	<ul style="list-style-type: none"> 1/2" hole for animal very skilled with 1" Extend grazing time

ROUND/SQUARE BALES - In a herd environment we recommend at least 1.5" netting.

2" is best depending on age/health of animals (e.g. pregnant mares with foals) and fall/winter weather, and animals without shelter. © Handy Hay Nets