

Statewide Arrests
January 1, 2015 - December 31, 2015

Numbers by Department

County	Total Offenses	Misde-meanor	Felony	Domestic Violence	Resist Arrest	Assault	Public Intox**	Alcohol Involved	Drugs Involved
Statewide	15,996	12,000	1,541	967	326	468	2,965	9,470	2,498
Albany	873	730	89	43	58	26	130	585	144
Big Horn	95	74	14	10	7	11	12	61	12
Campbell	1,232	999	103	78	13	41	153	817	247
Carbon	564	496	91	33	13	41	17	230	150
Converse	572	384	82	45	10	23	27	266	135
Crook	184	149	31	7	1	7	10	82	21
Fremont	1,353	1,029	85	68	35	43	381	950	119
Goshen	152	127	21	16	8		30	99	28
Hot Springs	88	64	9	5	1	7	3	43	14
Johnson	197	150	28	12	6	4	26	92	37
Laramie	2,195	1,728	227	235	78	37	631	1,298	394
Lincoln	234	198	32	26	3	20	7	146	48
Natrona	2,812	2,171	294	145	43	63	434	1,240	348
Niobrara	41	30	9	2		2		13	4
Park	415	298	53	31	5	23	29	207	69
Platte	254	178	52	13	3	14	3	98	114
Sheridan	665	522	54	50	9	16	71	453	116
Sublette	102	85	7	4	1	2	7	64	26
Sweetwater	1,392	1,233	198	68	14	50	211	629	327
Teton	294	243	7	7	1	2	73	256	19
Uinta	237	203	18	18	6	12	40	134	42
VOA Detox Ctr.	1,695	648		11			644	1,540	16
Washakie	197	144	17	30	9	18	20	97	30
Weston	153	117	20	10	2	6	6	70	38

Percents by Department *

County	Total Offenses	Misde-meanor	Felony	Domestic Violence	Resist Arrest	Assault	Public Intox**	Alcohol Involved	Drugs Involved
Statewide	15,996	75.02%	9.63%	6.05%	2.04%	2.93%	16.23%	59.20%	15.62%
Albany	873	83.62%	10.19%	4.93%	6.64%	2.98%	14.89%	67.01%	16.49%
Big Horn	95	77.89%	14.74%	10.53%	7.37%	11.58%	12.63%	64.21%	12.63%
Campbell	1,232	81.09%	8.36%	6.33%	1.06%	3.33%	12.42%	66.31%	20.05%
Carbon	564	87.94%	16.13%	5.85%	2.30%	7.27%	3.01%	40.78%	26.60%
Converse	572	67.13%	14.34%	7.87%	1.75%	4.02%	4.72%	46.50%	23.60%
Crook	184	80.98%	16.85%	3.80%	0.54%	3.80%	5.43%	44.57%	11.41%
Fremont	1,353	76.05%	6.28%	5.03%	2.59%	3.18%	28.16%	70.21%	8.80%
Goshen	152	83.55%	13.82%	10.53%	5.26%	0.00%	19.74%	65.13%	18.42%
Hot Springs	88	72.73%	10.23%	5.68%	1.14%	7.95%	3.41%	48.86%	15.91%
Johnson	197	76.14%	14.21%	6.09%	3.05%	2.03%	13.20%	46.70%	18.78%
Laramie	2,195	78.72%	10.34%	10.71%	3.55%	1.69%	28.75%	59.13%	17.95%
Lincoln	234	84.62%	13.68%	11.11%	1.28%	8.55%	2.99%	62.39%	20.51%
Natrona	2,812	77.20%	10.46%	5.16%	1.53%	2.24%	15.43%	44.10%	12.38%
Niobrara	41	73.17%	21.95%	4.88%	0.00%	4.88%	0.00%	31.71%	9.76%
Park	415	71.81%	12.77%	7.47%	1.20%	5.54%	6.99%	49.88%	16.63%
Platte	254	70.08%	20.47%	5.12%	1.18%	5.51%	1.18%	38.58%	44.88%
Sheridan	665	78.50%	8.12%	7.52%	1.35%	2.41%	10.68%	68.12%	17.44%
Sublette	102	83.33%	6.86%	3.92%	0.98%	1.96%	6.86%	62.75%	25.49%
Sweetwater	1,392	88.58%	14.22%	4.89%	1.01%	3.59%	15.16%	45.19%	23.49%
Teton	294	82.65%	2.38%	2.38%	0.34%	0.68%	24.83%	87.07%	6.46%
Uinta	237	85.65%	7.59%	7.59%	2.53%	5.06%	16.88%	56.54%	17.72%
VOA Detox Ctr.	1,695	38.23%	0.00%	0.65%	0.00%	0.00%	37.99%	90.86%	0.94%
Washakie	197	73.10%	8.63%	15.23%	4.57%	9.14%	10.15%	49.24%	15.23%
Weston	153	76.47%	13.07%	6.54%	1.31%	3.92%	3.92%	45.75%	24.84%

* Total percents may not equal 100 due to lack of information, or a single arrest involving multiple crimes.

** Total percent of Public Intox arrests do not include VOA Detox Center.

Statewide Arrests - Demographics
January 1, 2014 - December 31, 2014

Numbers by Department

County	Total Offenses	Misdemeanor	Felony	Residency			Female	Male	Unknown Gender	Average Age
				In County	In-State Visitor	Out of State				
Statewide	15,996	12,000	1,541	12,155	1,029	1,999	3,547	12,011	438	35.74
Albany	873	730	89	544	107	188	157	679	37	30.67
Big Horn	95	74	14	71	11	9	21	70	4	36.71
Campbell	1,232	999	103	986	53	124	290	920	22	33.38
Carbon	564	496	91	293	46	223	96	456	12	34.42
Converse	572	384	82	365	102	75	129	432	11	33.14
Crook	184	149	31	80	64	36	41	141	2	36.34
Fremont	1,353	1,029	85	1,150	40	54	306	976	71	35.62
Goshen	152	127	21	104	13	29	36	113	3	34.29
Hot Springs	88	64	9	68	12	6	25	59	4	34.13
Johnson	197	150	28	94	50	47	38	155	4	35.51
Laramie	2,195	1,728	227	1,745	68	276	433	1694	68	36.01
Lincoln	234	198	32	146	19	55	55	167	12	36.63
Natrona	2,812	2,171	294	2,336	137	171	683	2038	91	34.45
Niobrara	41	30	9	22	9	9	14	25	2	38.16
Park	415	298	53	324	32	24	122	280	13	33.73
Platte	254	178	52	91	64	90	55	193	6	34.28
Sheridan	665	522	54	466	38	101	172	481	12	36.81
Sublette	102	85	7	51	13	27	24	76	2	35.84
Sweetwater	1,392	1,233	198	1,057	65	263	385	1006	1	32.83
Teton	294	243	7	144	16	71	49	236	9	34.08
Uinta	237	203	18	156	17	55	61	171	5	33.92
VOA Detox Ctr.	1,695	648		1,601	30	19	257	1406	32	45.74
Washakie	197	144	17	160	15	14	60	135	2	33.88
Weston	153	117	20	101	8	33	38	102	13	34.19

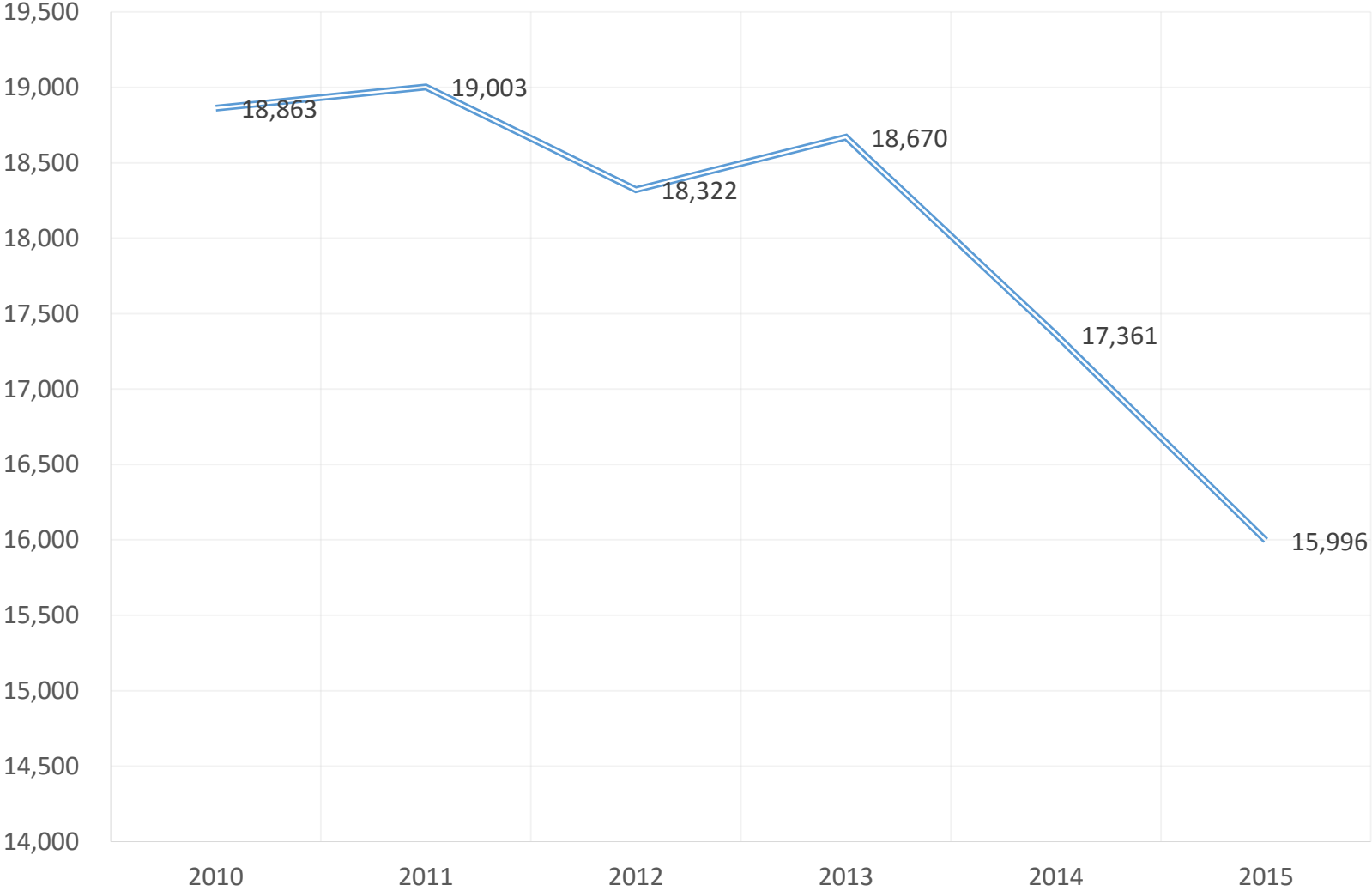
Percents by Department *

County	Total Offenses	Misdemeanor	Felony	Residency			Female	Male	Unkown Gender
				In County	In-State Visitor	Out of State			
Statewide	15,996	75.02%	9.63%	75.99%	6.43%	12.50%	22.17%	75.09%	2.74%
Albany	873	83.62%	10.19%	62.31%	12.26%	21.53%	17.98%	77.78%	4.24%
Big Horn	95	77.89%	14.74%	74.74%	11.58%	9.47%	22.11%	73.68%	4.21%
Campbell	1,232	81.09%	8.36%	80.03%	4.30%	10.06%	23.54%	74.68%	1.79%
Carbon	564	87.94%	16.13%	51.95%	8.16%	39.54%	17.02%	80.85%	2.13%
Converse	572	67.13%	14.34%	63.81%	17.83%	13.11%	22.55%	75.52%	1.92%
Crook	184	80.98%	16.85%	43.48%	34.78%	19.57%	22.28%	76.63%	1.09%
Fremont	1,353	76.05%	6.28%	85.00%	2.96%	3.99%	22.62%	72.14%	5.25%
Goshen	152	83.55%	13.82%	68.42%	8.55%	19.08%	23.68%	74.34%	1.97%
Hot Springs	88	72.73%	10.23%	77.27%	13.64%	6.82%	28.41%	67.05%	4.55%
Johnson	197	76.14%	14.21%	47.72%	25.38%	23.86%	19.29%	78.68%	2.03%
Laramie	2,195	78.72%	10.34%	79.50%	3.10%	12.57%	19.73%	77.18%	3.10%
Lincoln	234	84.62%	13.68%	62.39%	8.12%	23.50%	23.50%	71.37%	5.13%
Natrona	2,812	77.20%	10.46%	83.07%	4.87%	6.08%	24.29%	72.48%	3.24%
Niobrara	41	73.17%	21.95%	53.66%	21.95%	21.95%	34.15%	60.98%	4.88%
Park	415	71.81%	12.77%	78.07%	7.71%	5.78%	29.40%	67.47%	3.13%
Platte	254	70.08%	20.47%	35.83%	25.20%	35.43%	21.65%	75.98%	2.36%
Sheridan	665	78.50%	8.12%	70.08%	5.71%	15.19%	25.86%	72.33%	1.80%
Sublette	102	83.33%	6.86%	50.00%	12.75%	26.47%	23.53%	74.51%	1.96%
Sweetwater	1,392	88.58%	14.22%	75.93%	4.67%	18.89%	27.66%	72.27%	0.07%
Teton	294	82.65%	2.38%	48.98%	5.44%	24.15%	16.67%	80.27%	3.06%
Uinta	237	85.65%	7.59%	65.82%	7.17%	23.21%	25.74%	72.15%	2.11%
VOA Detox Ctr.	1,695	38.23%	0.00%	94.45%	1.77%	1.12%	15.16%	82.95%	1.89%
Washakie	197	73.10%	8.63%	81.22%	7.61%	7.11%	30.46%	68.53%	1.02%
Weston	153	76.47%	13.07%	66.01%	5.23%	21.57%	24.84%	66.67%	8.50%

* Total percents may not equal 100 due to lack of information, or a single arrest involving multiple crimes.

TOTAL NUMBER OF CUSTODIAL ARRESTS STATEWIDE

— Total Arrests



Alcohol and Drug Involvement

Total Offenses

County Department	Total Offenses	Number Involving Alcohol	Percent Involving Alcohol	Number Involving Drugs	Percent Involving Drugs
Statewide	15,996	9,470	59.20%	2,498	15.62%
Albany	873	585	67.01%	144	16.49%
Big Horn	95	61	64.21%	12	12.63%
Campbell	1,232	817	66.31%	247	20.05%
Carbon	564	230	40.78%	150	26.60%
Converse	572	266	46.50%	135	23.60%
Crook	184	82	44.57%	21	11.41%
Fremont	1,353	950	70.21%	119	8.80%
Goshen	152	99	65.13%	28	18.42%
Hot Springs	88	43	48.86%	14	15.91%
Johnson	197	92	46.70%	37	18.78%
Laramie	2,195	1,298	59.13%	394	17.95%
Lincoln	234	146	62.39%	48	20.51%
Natrona	2,812	1,240	44.10%	348	12.38%
Niobrara	41	13	31.71%	4	9.76%
Park	415	207	49.88%	69	16.63%
Platte	254	98	38.58%	114	44.88%
Sheridan	665	453	68.12%	116	17.44%
Sublette	102	64	62.75%	26	25.49%
Sweetwater	1,392	629	45.19%	327	23.49%
Teton	294	256	87.07%	19	6.46%
Uinta	237	134	56.54%	42	17.72%
VOA Detox Ctr.	1,695	1,540	90.86%	16	0.94%
Washakie	197	97	49.24%	30	15.23%
Weston	153	70	45.75%	38	24.84%

Felony Offenses

County Department	Felony Offenses	Number Involving Alcohol	Percent Involving Alcohol	Number Involving Drugs	Percent Involving Drugs
Statewide	1,541	293	19.01%	540	35.04%
Albany	89	16	17.98%	34	38.20%
Big Horn	14	6	42.86%	3	21.43%
Campbell	103	30	29.13%	42	40.78%
Carbon	91	13	14.29%	43	47.25%
Converse	82	15	18.29%	33	40.24%
Crook	31	4	12.90%	9	29.03%
Fremont	85	22	25.88%	22	25.88%
Goshen	21	3	14.29%	13	61.90%
Hot Springs	9	4	44.44%	3	33.33%
Johnson	28	5	17.86%	13	46.43%
Laramie	227	44	19.38%	74	32.60%
Lincoln	32	9	28.13%	11	34.38%
Natrona	294	49	16.67%	82	27.89%
Niobrara	9	2	22.22%	2	22.22%
Park	53	9	16.98%	10	18.87%
Platte	52	8	15.38%	33	63.46%
Sheridan	54	13	24.07%	17	31.48%
Sublette	7	3	42.86%	2	28.57%
Sweetwater	198	27	13.64%	76	38.38%
Teton	7	1	14.29%	4	57.14%
Uinta	18	3	16.67%	6	33.33%
VOA Detox Ctr.					
Washakie	17	3	17.65%	4	23.53%
Weston	20	6	30.00%	4	20.00%

Misdemeanor Offenses

County Department	Misdemeanor Offenses	Number Involving Alcohol	Percent Involving Alcohol	Number Involving Drugs	Percent Involving Drugs
Statewide	12,000	11,642	97.02%	1,805	15.04%
Albany	730	712	97.53%	104	14.25%
Big Horn	74	72	97.30%	9	12.16%
Campbell	999	978	97.90%	181	18.12%
Carbon	496	484	97.58%	124	25.00%
Converse	384	376	97.92%	89	23.18%
Crook	149	147	98.66%	14	9.40%
Fremont	1,029	1013	98.45%	86	8.36%
Goshen	127	126	99.21%	16	12.60%
Hot Springs	64	64	100.00%	12	18.75%
Johnson	150	149	99.33%	27	18.00%
Laramie	1,728	1684	97.45%	273	15.80%
Lincoln	198	196	98.99%	39	19.70%
Natrona	2,171	2084	95.99%	229	10.55%
Niobrara	30	30	100.00%	3	10.00%
Park	298	245	82.21%	47	15.77%
Platte	178	163	91.57%	69	38.76%
Sheridan	522	500	95.79%	91	17.43%
Sublette	85	85	100.00%	22	25.88%
Sweetwater	1,233	1187	96.27%	273	22.14%
Teton	243	241	99.18%	12	4.94%
Uinta	203	202	99.51%	33	16.26%
VOA Detox Ctr.	648	648	100.00%	1	0.15%
Washakie	144	139	96.53%	22	15.28%
Weston	117	117	100.00%	29	24.79%

Domestic Violence

County Department	Domestic Violence Offenses	Number Involving Alcohol	Percent Involving Alcohol	Number Involving Drugs	Percent Involving Drugs
Statewide	967	492	50.88%	45	4.65%
Albany	43	20	46.51%	2	4.65%
Big Horn	10	5	50.00%		
Campbell	78	39	50.00%	2	2.56%
Carbon	33	10	30.30%	5	15.15%
Converse	45	22	48.89%	3	6.67%
Crook	7	2	28.57%		
Fremont	68	49	72.06%	4	5.88%
Goshen	16	8	50.00%		
Hot Springs	5	4	80.00%	1	20.00%
Johnson	12	9	75.00%	1	8.33%
Laramie	235	97	41.28%	14	5.96%
Lincoln	26	17	65.38%	1	3.85%
Natrona	145	83	57.24%	3	2.07%
Niobrara	2				
Park	31	17	54.84%		
Platte	13	9	69.23%		
Sheridan	50	29	58.00%	2	4.00%
Sublette	4	1	25.00%	1	25.00%
Sweetwater	68	31	45.59%	3	4.41%
Teton	7	5	71.43%		
Uinta	18	5	27.78%		
VOA Detox Ctr.	11	11	100.00%	1	9.09%
Washakie	30	17	56.67%	1	3.33%
Weston	10	2	20.00%	1	10.00%

Resisting Arrest

County Department	Resisting Arrest Offenses	Number Involving Alcohol	Percent Involving Alcohol	Number Involving Drugs	Percent Involving Drugs
Statewide	326	218	66.87%	32	9.82%
Albany	58	39	67.24%	5	8.62%
Big Horn	7	4	57.14%		
Campbell	13	9	69.23%	2	15.38%
Carbon	13	7	53.85%	2	15.38%
Converse	10	7	70.00%	1	10.00%
Crook	1			1	100.00%
Fremont	35	26	74.29%	4	11.43%
Goshen	8	7	87.50%	2	25.00%
Hot Springs	1	1	100.00%		
Johnson	6	5	83.33%		
Laramie	78	54	69.23%	1	1.28%
Lincoln	3	2	66.67%	1	33.33%
Natrona	43	24	55.81%	6	13.95%
Niobrara					
Park	5	4	80.00%	2	40.00%
Platte	3	2	66.67%		
Sheridan	9	6	66.67%	2	22.22%
Sublette	1	1	100.00%		
Sweetwater	14	11	78.57%		
Teton	1	1	100.00%		
Uinta	6	2	33.33%	1	16.67%
VOA Detox Ctr.					
Washakie	9	6	66.67%	1	11.11%
Weston	2			1	50.00%

Assault

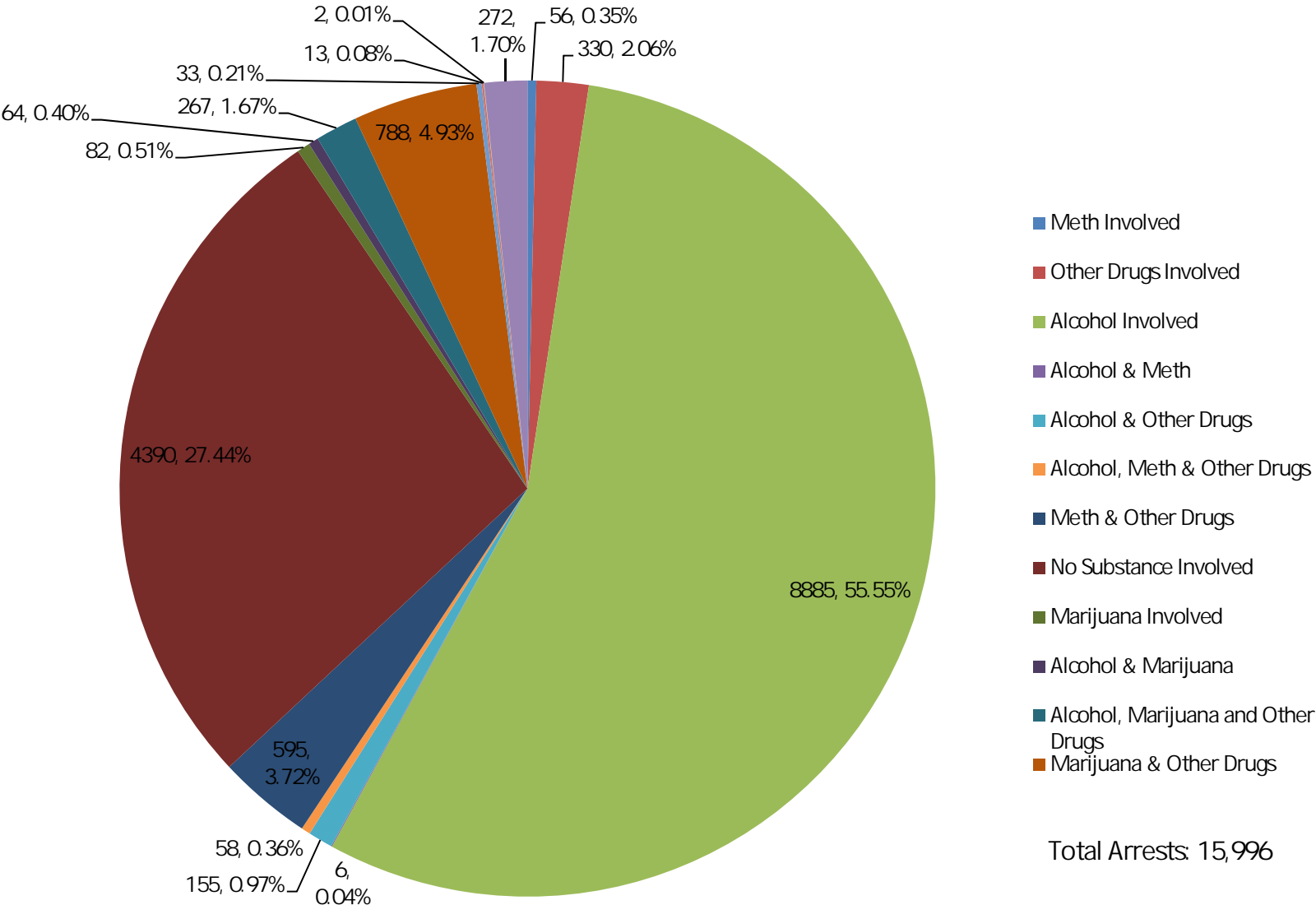
County Department	Assault Offenses	Number Involving Alcohol	Percent Involving Alcohol	Number Involving Drugs	Percent Involving Drugs
Statewide	468	244	52.14%	38	8.12%
Albany	26	12	46.15%	3	11.54%
Big Horn	11	4	36.36%	1	9.09%
Campbell	41	26	63.41%	2	4.88%
Carbon	41	19	46.34%	4	9.76%
Converse	23	16	69.57%		
Crook	7	3	42.86%	2	28.57%
Fremont	43	29	67.44%	5	11.63%
Goshen					
Hot Springs	7	4	57.14%	1	14.29%
Johnson	4	4	100.00%		
Laramie	37	16	43.24%	4	10.81%
Lincoln	20	12	60.00%		
Natrona	63	27	42.86%	7	11.11%
Niobrara	2				
Park	23	14	60.87%	2	8.70%
Platte	14	10	71.43%		
Sheridan	16	11	68.75%	3	18.75%
Sublette	2	2	100.00%		
Sweetwater	50	11	22.00%	4	8.00%
Teton	2	1	50.00%		
Uinta	12	8	66.67%		
VOA Detox Ctr.					
Washakie	18	12	66.67%		
Weston	6	3	50.00%		

Meth, Marijuana, Drugs & Public Intoxication

County Department	Total Offenses	Meth Involved	% Meth of Total	Marijuana Involved	% Marij. of Total	Drugs Involved	% Drugs of Total	Public Intox.	% PI of Total**	Pub. Intox. Ave. BAC
Statewide	15,996	1035	6.47%	1,521	9.51%	2,498	15.62%	2,965	16.23%	0.2391
Albany	873	19	2.18%	118	13.52%	144	16.49%	130	14.89%	0.2075
Big Horn	95	2	2.11%	8	8.42%	12	12.63%	12	12.63%	0.1693
Campbell	1,232	138	11.20%	123	9.98%	247	20.05%	153	12.42%	0.2220
Carbon	564	48	8.51%	94	16.67%	150	26.60%	17	3.01%	0.2737
Converse	572	73	12.76%	79	13.81%	135	23.60%	27	4.72%	0.2238
Crook	184	8	4.35%	15	8.15%	21	11.41%	10	5.43%	0.2068
Fremont	1,353	58	4.29%	36	2.66%	119	8.80%	381	28.16%	0.2672
Goshen	152	12	7.89%	20	13.16%	28	18.42%	30	19.74%	0.2287
Hot Springs	88	10	11.36%	8	9.09%	14	15.91%	3	3.41%	
Johnson	197	13	6.60%	24	12.18%	37	18.78%	26	13.20%	0.2296
Laramie	2,195	205	9.34%	290	13.21%	394	17.95%	631	28.75%	0.2125
Lincoln	234	11	4.70%	15	6.41%	48	20.51%	7	2.99%	0.2000
Natrona	2,812	178	6.33%	203	7.22%	348	12.38%	434	15.43%	0.2242
Niobrara	41	3	7.32%	2	4.88%	4	9.76%		0.00%	
Park	415	23	5.54%	15	3.61%	69	16.63%	29	6.99%	0.2022
Platte	254	27	10.63%	99	38.98%	114	44.88%	3	1.18%	.156.
Sheridan	665	36	5.41%	49	7.37%	116	17.44%	71	10.68%	0.2103
Sublette	102	6	5.88%			26	25.49%	7	6.86%	0.1868
Sweetwater	1,392	112	8.05%	216	15.52%	327	23.49%	211	15.16%	0.1736
Teton	294	3	1.02%	14	4.76%	19	6.46%	73	24.83%	0.2166
Uinta	237	9	3.80%	28	11.81%	42	17.72%	40	16.88%	0.1831
VOA Detox Ctr.	1,695	14	0.83%	9	0.53%	16	0.94%	644	37.99%	0.2641
Washakie	197	12	6.09%	22	11.17%	30	15.23%	20	10.15%	0.2485
Weston	153	15	9.80%	34	22.22%	38	24.84%	6	3.92%	0.3025

** VOA Detox Ctr. not included in statewide public intoxication percent.

Meth, Alcohol and Other Drugs Involved Arrests

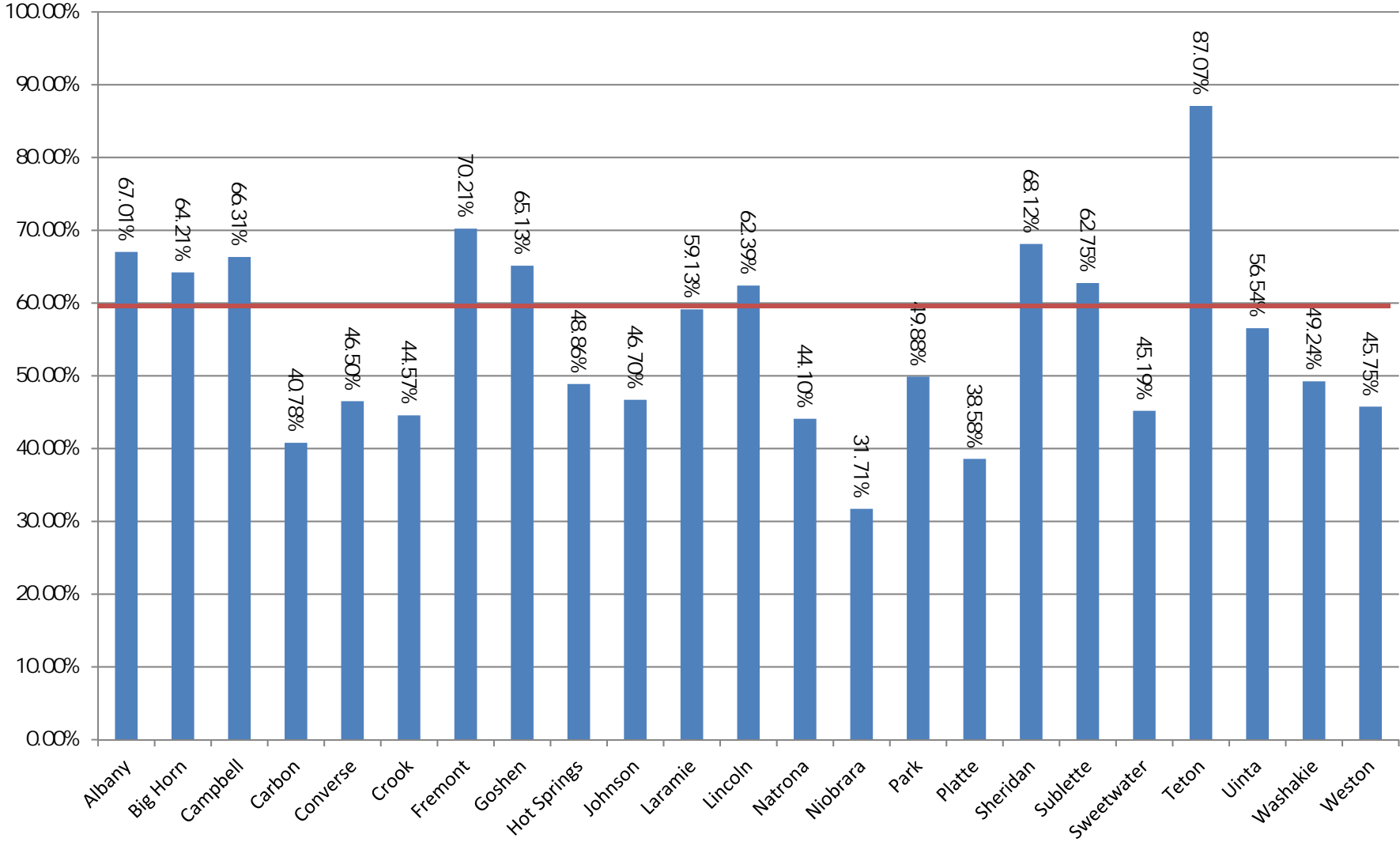


Total Arrests: 15,996

Given: Number of Arrests, Percentage of Total Arrests

Alcohol Involved Arrests as a Percentage of All Arrests by County

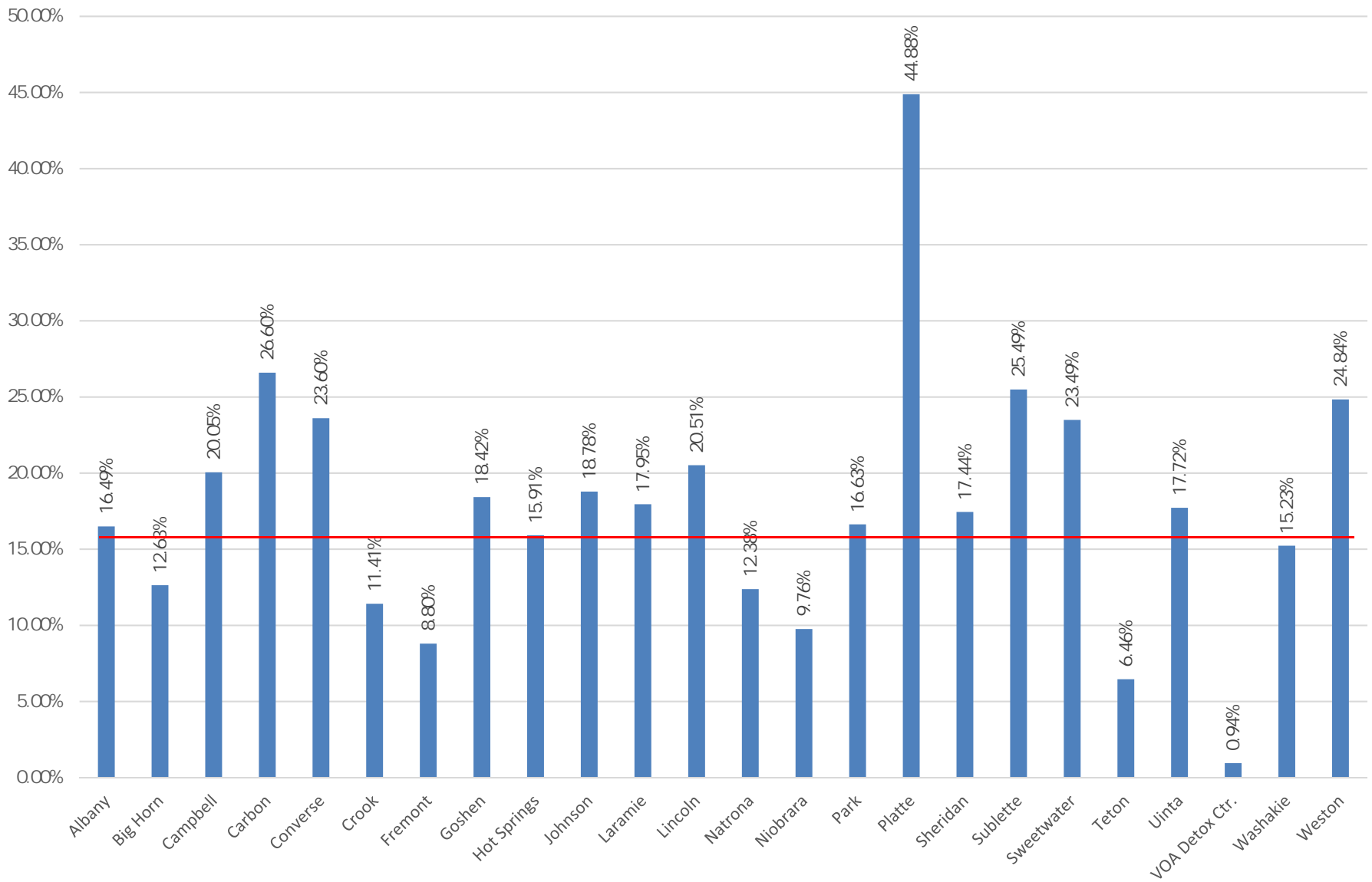
(Red line indicates statewide percent 59.20%)



Given: Number of Arrests, Percentage of Total Arrests

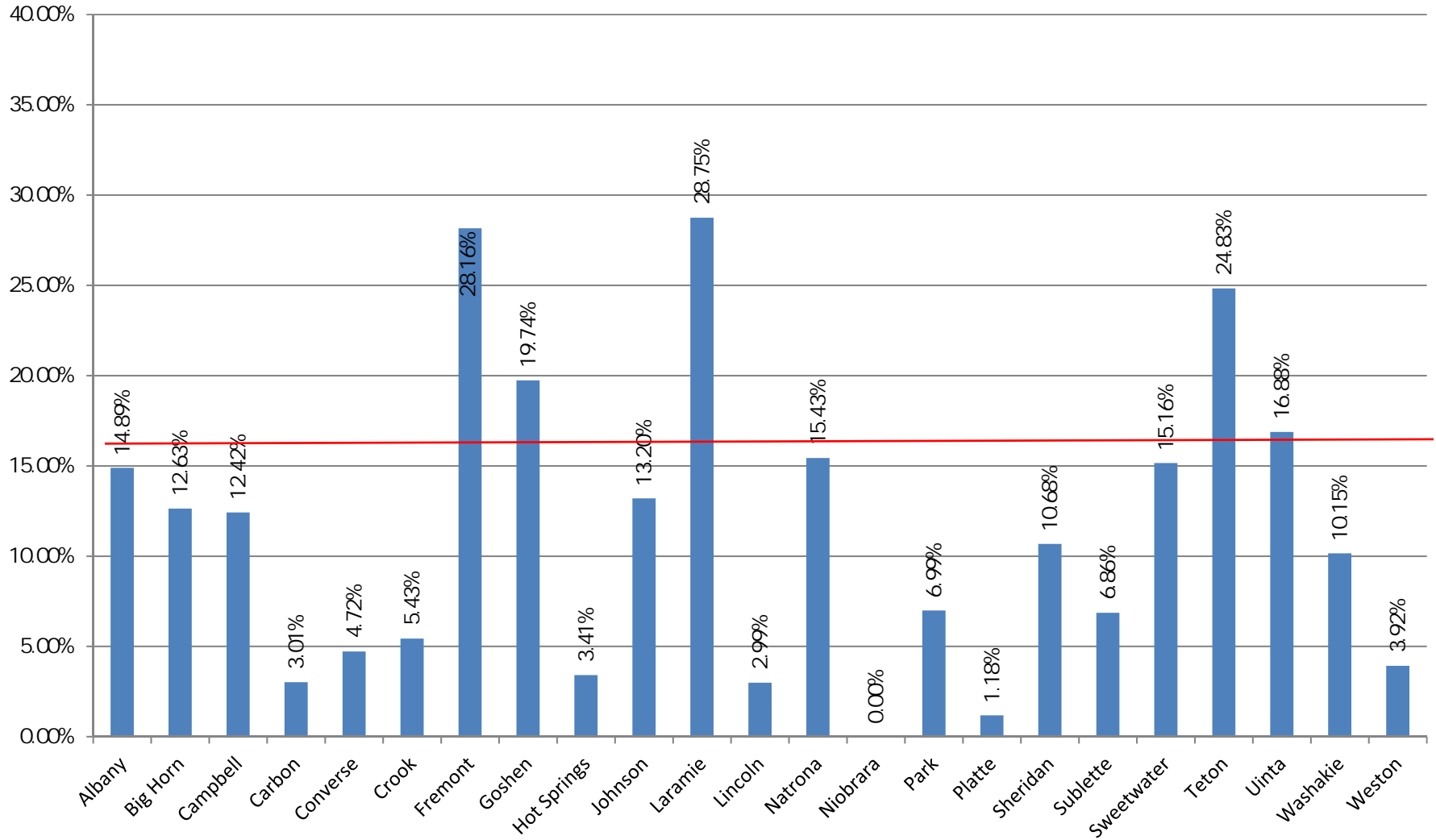
Other Drugs Involved as a Percentage of All Arrests by County

(Red line indicates statewide percent 15.62%)



Public Intoxication Arrests as a Percentage of All Arrests by County

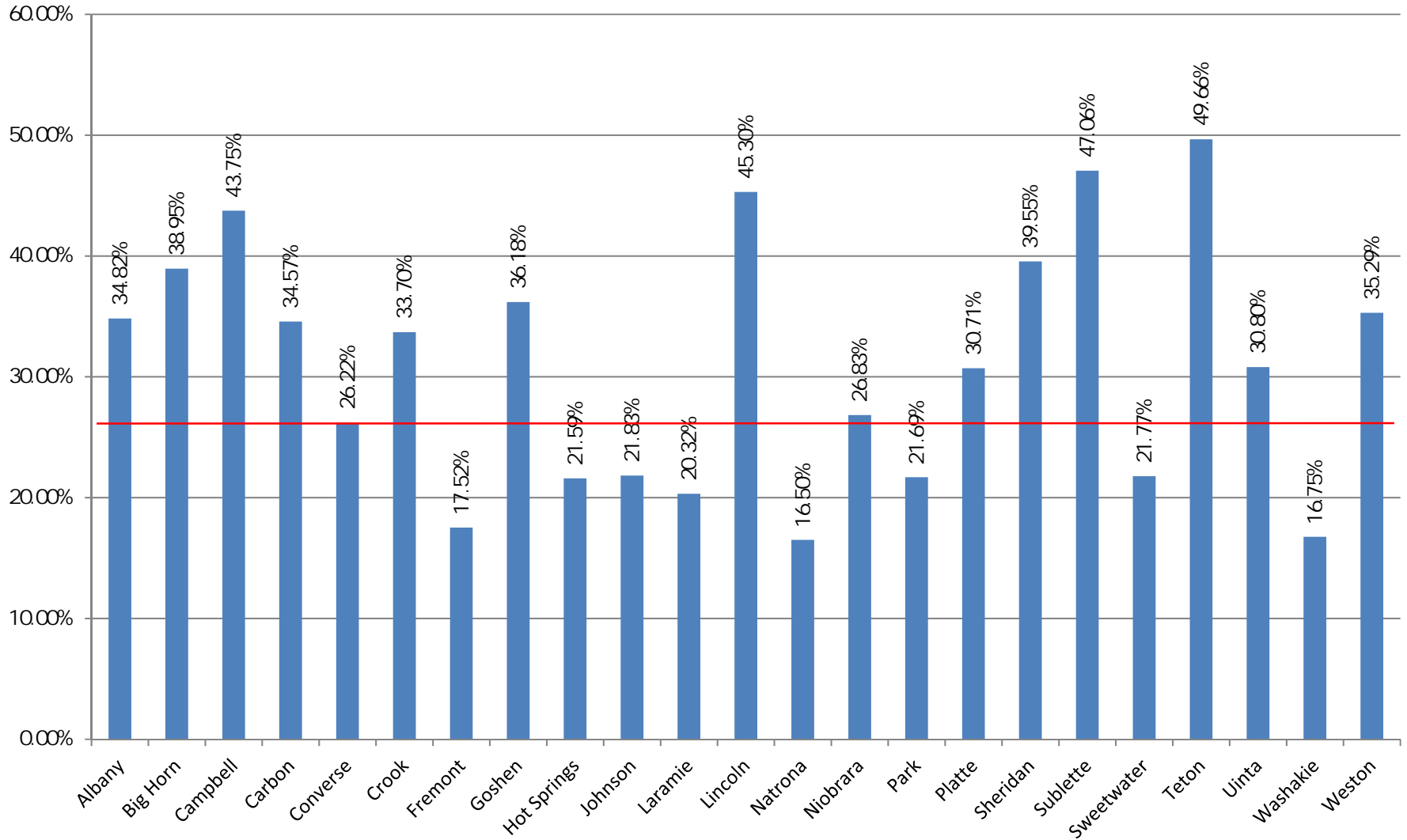
(Red line indicates statewide percent 16.23%)



* Excluding VOA Detox Center

DUI Arrests as a Percentage of All Arrests by County

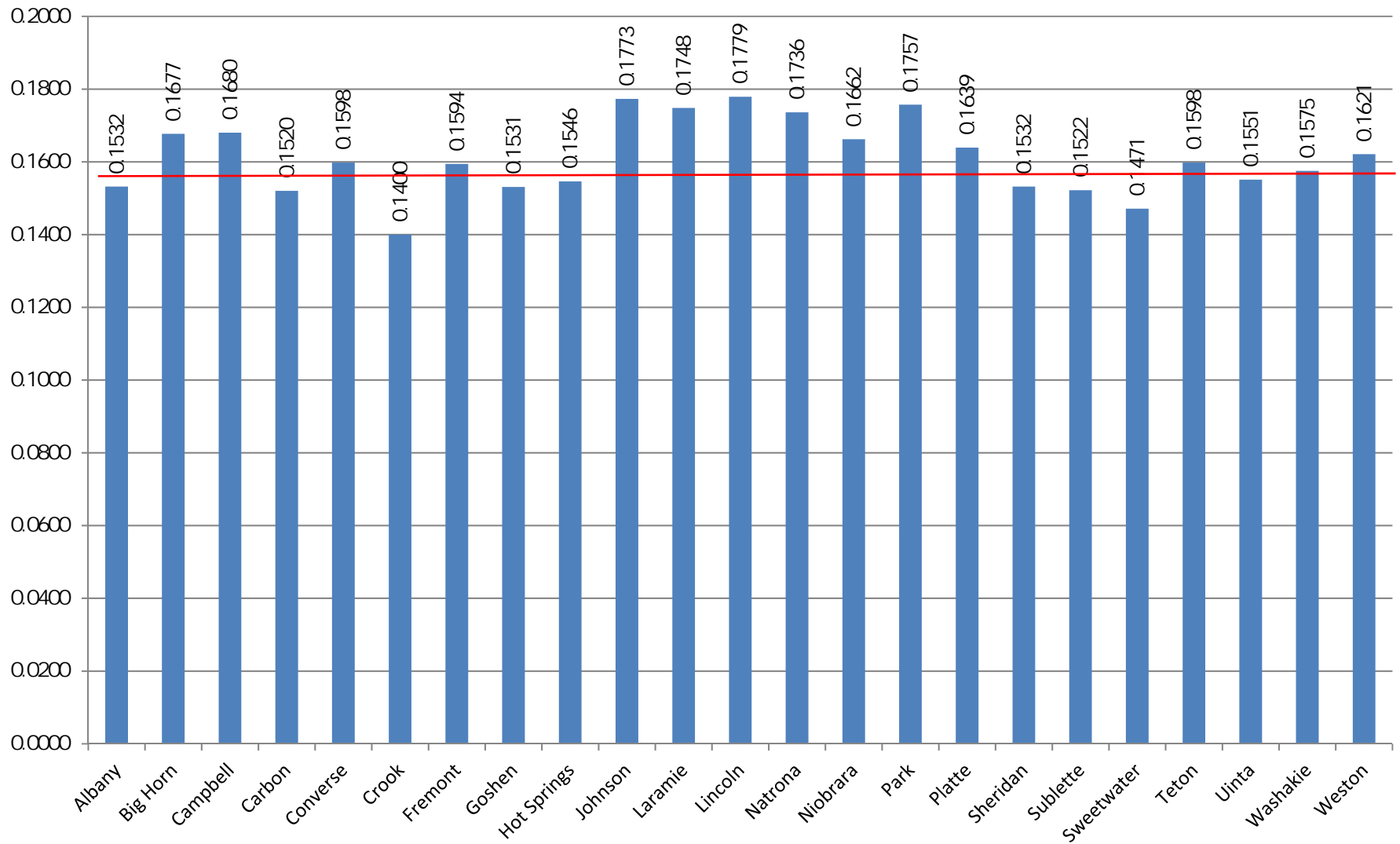
(Red line indicates statewide percent 26.27%)



* Excludes VOA Detox Center

Average DUI BAC

Red line indicates statewide average 0.1574



Excludes Fremont Alcohol Crisis Center.

DUI Arrests

County Department	Total Offenses	DUI Offenses	% DUI Of Total*	Ave. BAC	DUI Involving Drugs	% DUI Involving Drugs
Statewide	15,996	3,757	26.27%	0.1574	507	13.49%
Albany	873	304	34.82%	0.1532	48	15.79%
Big Horn	95	37	38.95%	0.1677	4	10.81%
Campbell	1,232	539	43.75%	0.1480	46	8.53%
Carbon	564	195	34.57%	0.1520	47	24.10%
Converse	572	150	26.22%	0.1598	30	20.00%
Crook	184	62	33.70%	0.1400	4	6.45%
Fremont	1,353	237	17.52%	0.1594	35	14.77%
Goshen	152	55	36.18%	0.1531	5	9.09%
Hot Springs	88	19	21.59%	0.1546	1	5.26%
Johnson	197	43	21.83%	0.1773	7	16.28%
Laramie **	2,195	446	20.32%	0.1748	61	13.68%
Lincoln	234	106	45.30%	0.1779	15	14.15%
Natrona	2,812	464	16.50%	0.1736	63	13.58%
Niobrara	41	11	26.83%	0.1662	1	9.09%
Park	415	90	21.69%	0.1757	16	17.78%
Platte	254	78	30.71%	0.1639	20	25.64%
Sheridan	665	263	39.55%	0.1532	29	11.03%
Sublette	102	48	47.06%	0.1522	8	16.67%
Sweetwater	1,392	303	21.77%	0.1471	40	13.20%
Teton	294	146	49.66%	0.1598	7	4.79%
Uinta	237	73	30.80%	0.1551	6	8.22%
VOA Detox Ctr. *	1,695	1	0.06%			
Washakie	197	33	16.75%	0.1575	8	24.24%
Weston	153	54	35.29%	0.1621	6	11.11%

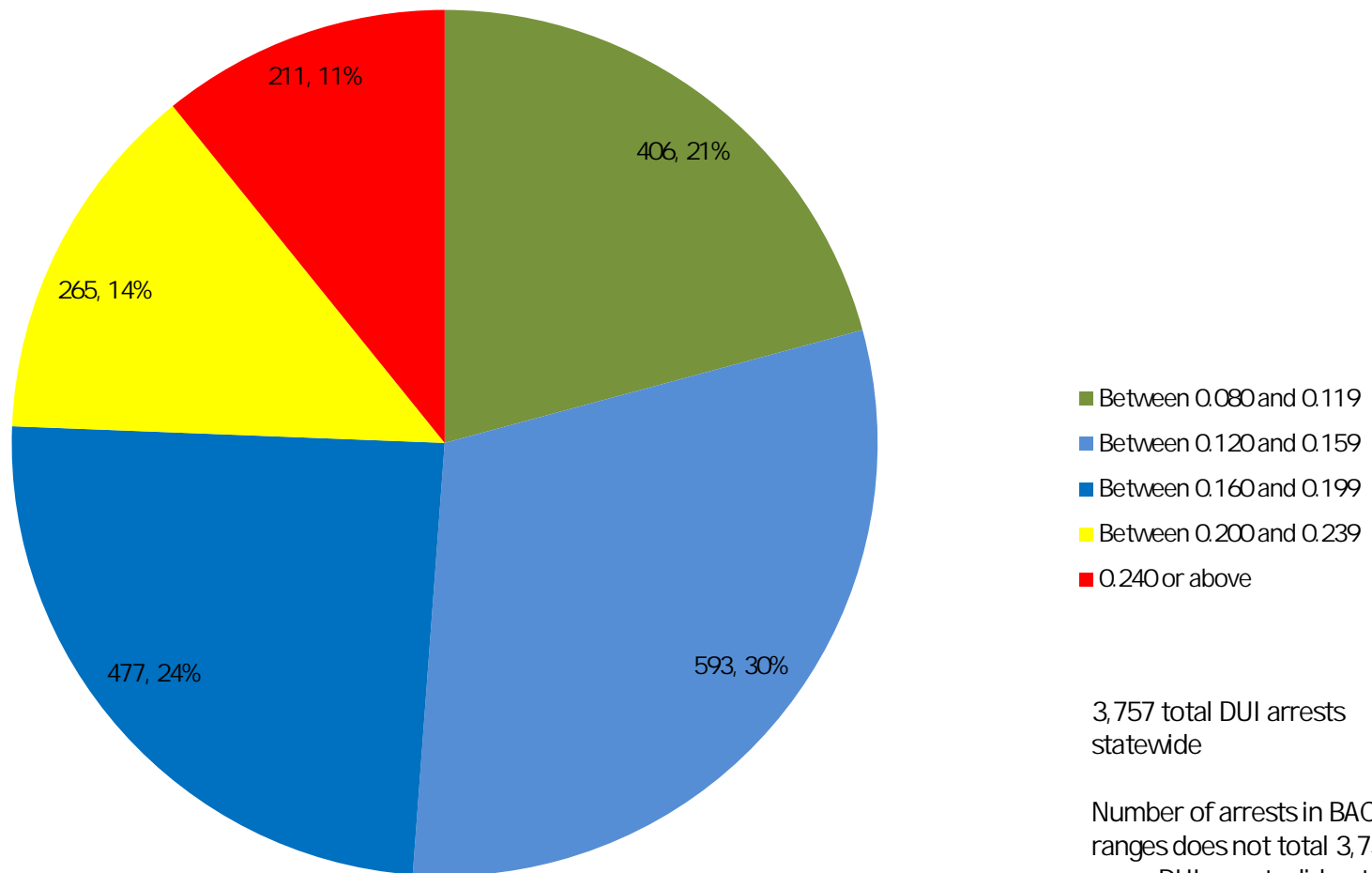
* VOA Detox Center not included in DUI as percent of the total.

Traffic Crashes

County Department	Traffic Crashes	Alcohol Involved	% Alcohol Involved	Average BAC	Drugs Involved	% Drugs Involved
Statewide	576	472	81.94%	0.1676	83	14.41%
Albany	51	43	84.31%	0.1780	6	11.76%
Big Horn	4	4	100.00%	0.1930		
Campbell	64	54	84.38%	0.1645	11	17.19%
Carbon	20	12	60.00%	0.1346	7	35.00%
Converse	16	10	62.50%	0.1933	5	31.25%
Crook	14	11	78.57%	0.1300	1	7.14%
Fremont	36	29	80.56%	0.1486	8	22.22%
Goshen	4	3	75.00%	0.1300		
Hot Springs	4	4	100.00%	0.1500		
Johnson	14	12	85.71%	0.1958	1	7.14%
Laramie	66	52	78.79%	0.1787	10	15.15%
Lincoln	22	22	100.00%	0.1548	3	13.64%
Natrona	122	100	81.97%	0.1723	15	12.30%
Niobrara						
Park	19	14	73.68%	0.1927	4	21.05%
Platte	11	8	72.73%	0.1730	2	18.18%
Sheridan	40	35	87.50%	0.1625	4	10.00%
Sublette	3	2	66.67%	0.1800	1	33.33%
Sweetwater	16	12	75.00%	0.1970	2	12.50%
Teton	20	20	100.00%	0.1731	1	5.00%
Uinta	16	14	87.50%	0.1778		
VOA Detox Ctr.	1	1	100.00%	0.2300		
Washakie	7	4	57.14%	0.1167	2	28.57%
Weston	6	6	100.00%	0.1720		

DUI Arrests with Reported BAC in Each Range

Number of DUI Arrests with BAC in each Range

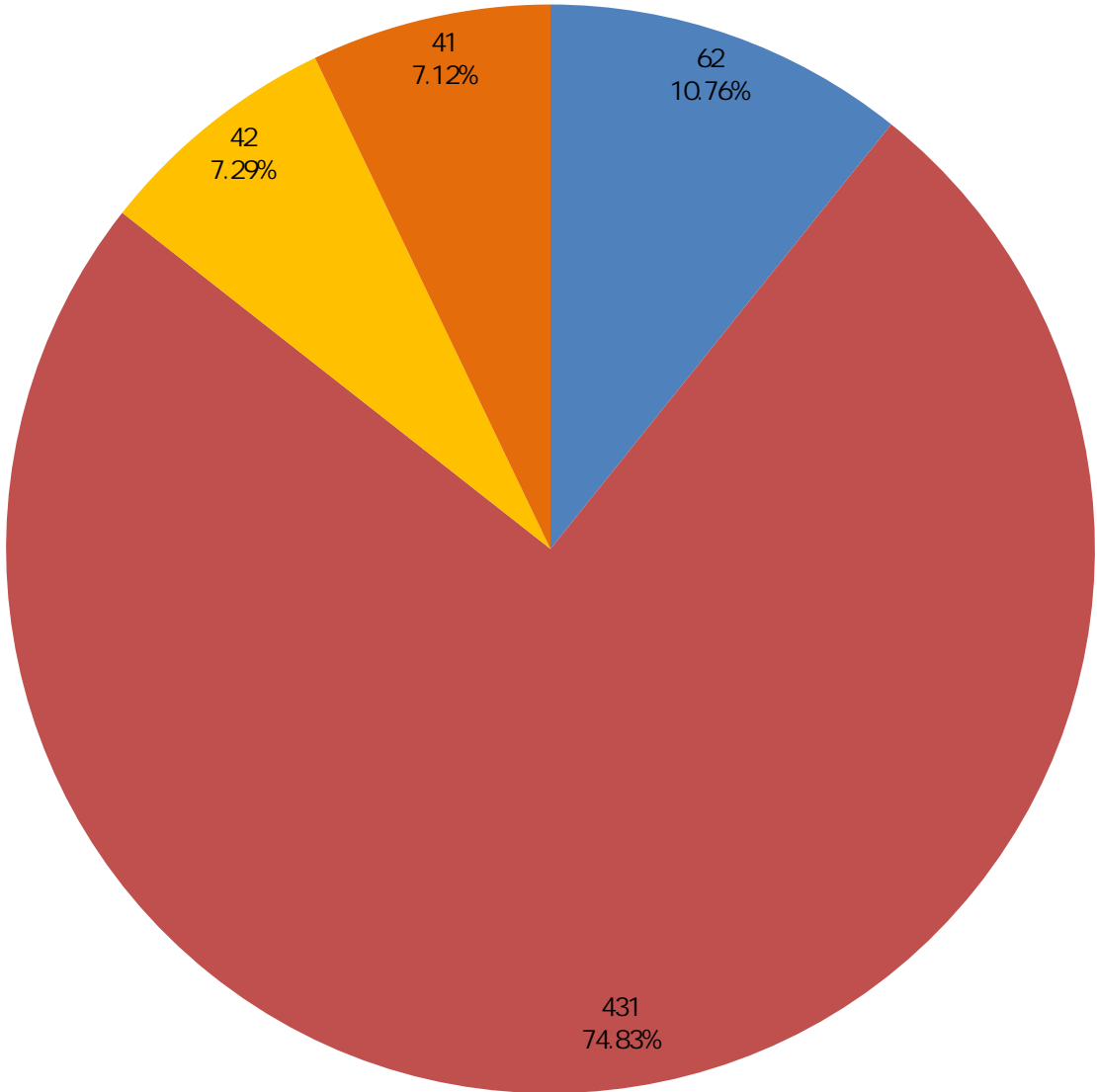


3,757 total DUI arrests statewide

Number of arrests in BAC ranges does not total 3,757; some DUI arrests did not report BAC

Given: Number of DUI arrests in range, percent of all DUI arrests with BAC reported

Traffic Crashes Alcohol Involved

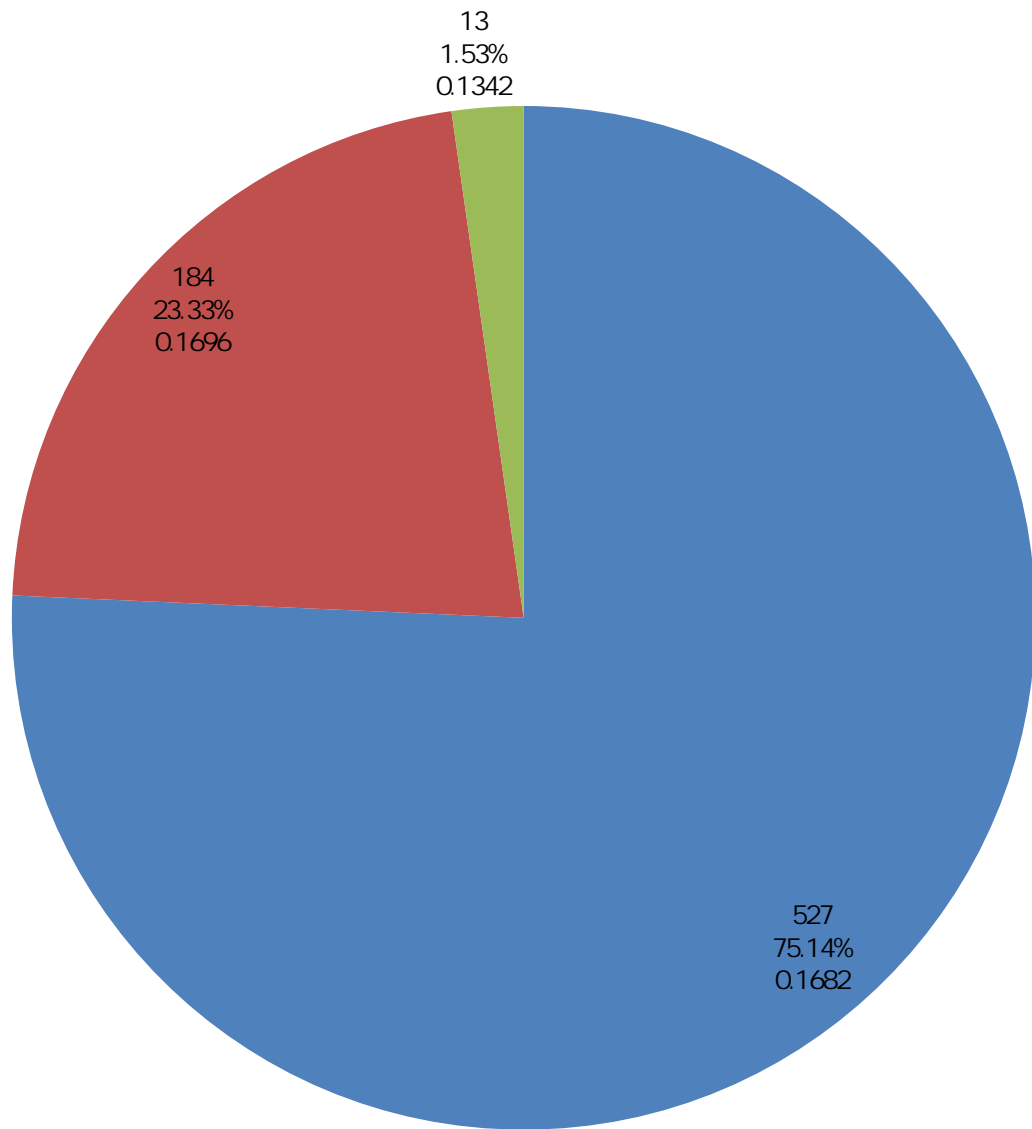


- No alcohol or other drugs involved
- Alcohol involved
- Other drugs involved
- Alcohol and other drugs involved

Average BAC: 0.1654

Given: Number of traffic crashes, percentage of all traffic crashes

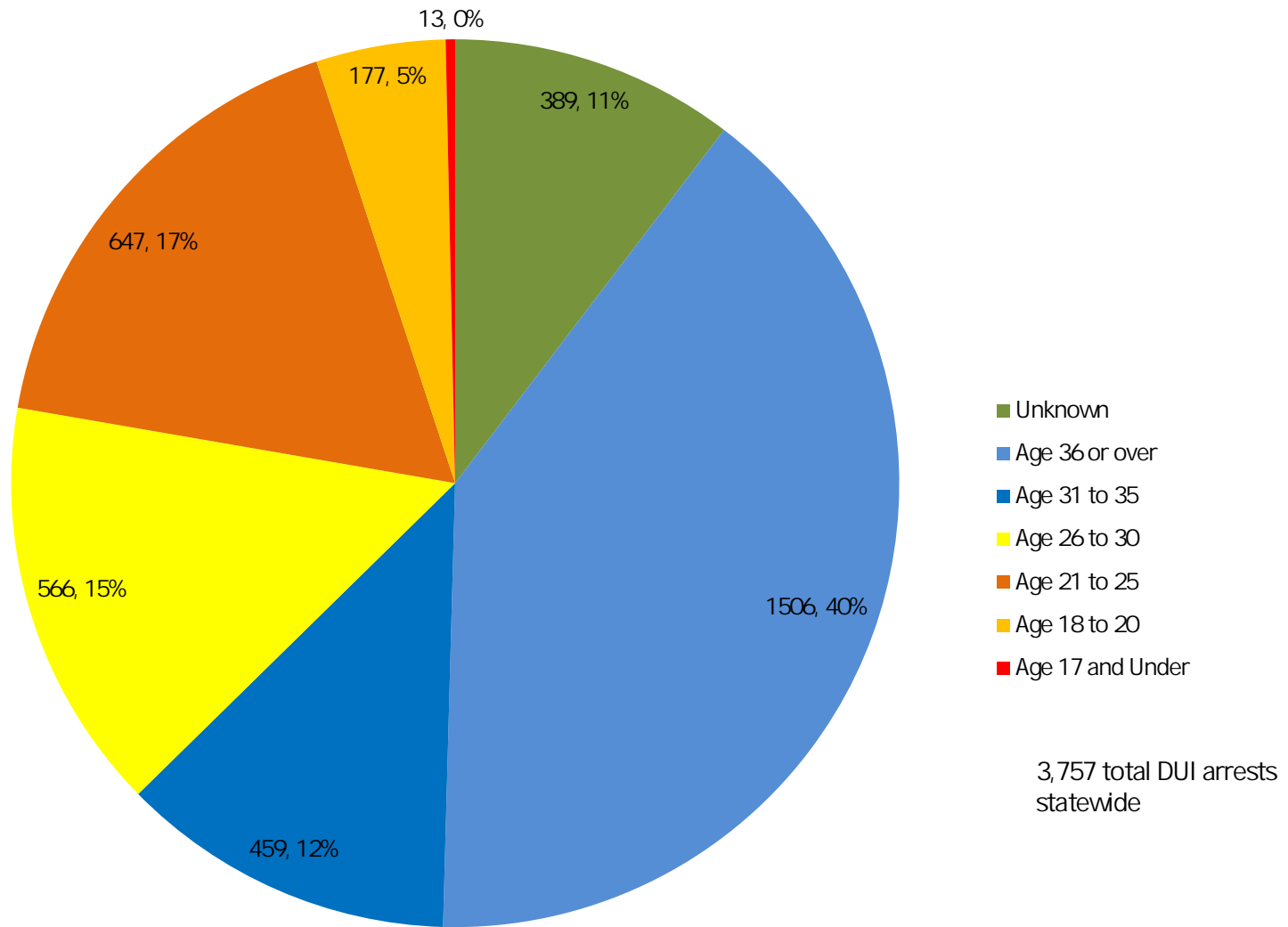
Traffic Crashes by Gender



- Male
- Female
- Unknown

Given:
Number of crashes
Percent of total crashes
Average BAC

DUI Arrests by Age



Given: Number of DUI arrests in range, percent of all DUI arrests

Location of Alcohol Consumption and Point of Sale by Department

Department	Alcohol Involved	Location of Consumption							Point of Sale						
		Home	Bar	Private Party	Public Event	Car	Other	No Response	Home	Bar	Drive Up	Private Party	Public Event	Liquor Store	No Response
Albany	585	90	161	45	10	15	17	117	38	135	1	25	11	25	142
Big Horn	61	14	19	3	1	6	2	8	7	13			2	7	11
Campbell	817	161	332	19	11	10	34	195	114	303	3	16	12	63	197
Carbon	230	41	69	6	1	15	12	11	19	52	1	3	3	16	22
Converse	266	69	87	16	7	14	22	21	18	73	5	9	5	14	38
Crook	82	7	29	2	2	13	17	10	5	34	1	4	1	17	14
Fremont	950	147	70	23	6	29	56	467	62	61	1	8		39	538
Goshen	99	2	12	1				67		8		1			
Hot Springs	43	13	13	2		2	5	2	6	13		2		4	5
Johnson	92	12	29	4	2	10	7	17	7	24	1	4		1	24
Laramie	1,298	285	295	9	46	33	207	295	108	314	10	12	30	303	310
Lincoln	146	30	41	8	2	11	7	18	12	35		3	1	7	35
Natrona	1,240	228	253	39	18	44	83	158	124	198	3	26	9	79	210
Niobrara	13	3	1			4	1	1	1	1				3	1
Park	207	69	63	6	1	8	13	20	32	57	2	6	2	28	24
Platte	98	30	31	6	3	11	9	6	12	37	6	4	1	23	10
Sheridan	453	62	71	12	5	13	11	166	27	59	1	8	1	27	167
Sublette	64	10	32			1	7	10	7	30				7	12
Sweetwater	629	103	129	16	13	7	32	341	15	132		10	9	74	361
Teton	256	24	124	14	10	14	35	31	10	108		13	14	43	35
Uinta	134	16	37	5	8	16	9	40	5	35		6	6	16	52
VOA Detox Ctr.	1,540	36	19	1	2	3	69	1387	10	10	1	1	2	39	1434
Washakie	97	22	27	9	3	4	2	21	12	24		8	1	8	28
Weston	70	17	22	5	1	5	4	11	7	16		3	2	7	14
Statewide Totals	9,470	1,491	1,966	251	152	288	661	3,420	658	1,772	36	172	112	850	3,684

Statewide Juvenile Arrests
January 1, 2015 - December 31, 2015

Numbers by Department

County	Total Offenses	Misde-meanor	Felony	Domestic Violence	Resist Arrest	Assault	Public Intox	Alcohol Involved	Drugs Involved
Statewide	88	66	20	1	1	5	0	22	24
Albany	11	8	2		1	2		4	4
Big Horn									
Campbell	6	6						1	1
Carbon	5	3	2			1		1	2
Converse	2	2						1	1
Crook	3	3							
Fremont	18	15	2			1		6	5
Goshen									
Hot Springs									
Johnson	1	1						1	
Laramie	1								
Lincoln									
Natrona	1		1						
Niobrara									
Park	9	5	2						3
Platte	2	2	1					1	
Sheridan									
Sublette									
Sweetwater	27	19	10	1		1		5	8
Teton	1	1						1	
Uinta									
VOA Detox Center									
Washakie									
Weston	1	1						1	

Percents by Department *

County	Total Offenses	Misde-meanor	Felony	Domestic Violence	Resist Arrest	Assault	Public Intox	Alcohol Involved	Drugs Involved
Statewide	88	75.00%	22.73%	1.14%	1.14%	5.68%	0.00%	25.00%	27.27%
Albany	11	72.73%	18.18%	0.00%	9.09%	18.18%	0.00%	36.36%	36.36%
Big Horn									
Campbell	6	100.00%	0.00%	0.00%	0.00%	0.00%	0.00%	16.67%	16.67%
Carbon	5	60.00%	40.00%	0.00%	0.00%	20.00%	0.00%	20.00%	40.00%
Converse	2	100.00%	0.00%	0.00%	0.00%	0.00%	0.00%	50.00%	50.00%
Crook	3	100.00%	0.00%	0.00%	0.00%	0.00%	0.00%	0.00%	0.00%
Fremont	18	83.33%	11.11%	0.00%	0.00%	5.56%	0.00%	33.33%	27.78%
Goshen									
Hot Springs									
Johnson	1	100.00%	0.00%	0.00%	0.00%	0.00%	0.00%	100.00%	0.00%
Laramie	1	0.00%	0.00%	0.00%	0.00%	0.00%	0.00%	0.00%	0.00%
Lincoln									
Natrona	1	0.00%	100.00%	0.00%	0.00%	0.00%	0.00%	0.00%	0.00%
Niobrara									
Park	9	55.56%	22.22%	0.00%	0.00%	0.00%	0.00%	0.00%	33.33%
Platte	2	100.00%	50.00%	0.00%	0.00%	0.00%	0.00%	50.00%	0.00%
Sheridan									
Sublette									
Sweetwater	27	70.37%	37.04%	3.70%	0.00%	3.70%	0.00%	18.52%	29.63%
Teton	1	100.00%	0.00%	0.00%	0.00%	0.00%	0.00%	100.00%	0.00%
Uinta									
VOA Detox Center									
Washakie									
Weston	1	100.00%	0.00%	0.00%	0.00%	0.00%	0.00%	100.00%	0.00%

* Total percents may not equal 100 due to lack of information, or a single arrest involving multiple crimes.

Statewide Juvenile Arrests - Demographics
January 1, 2015 - December 31, 2015

Numbers by Department

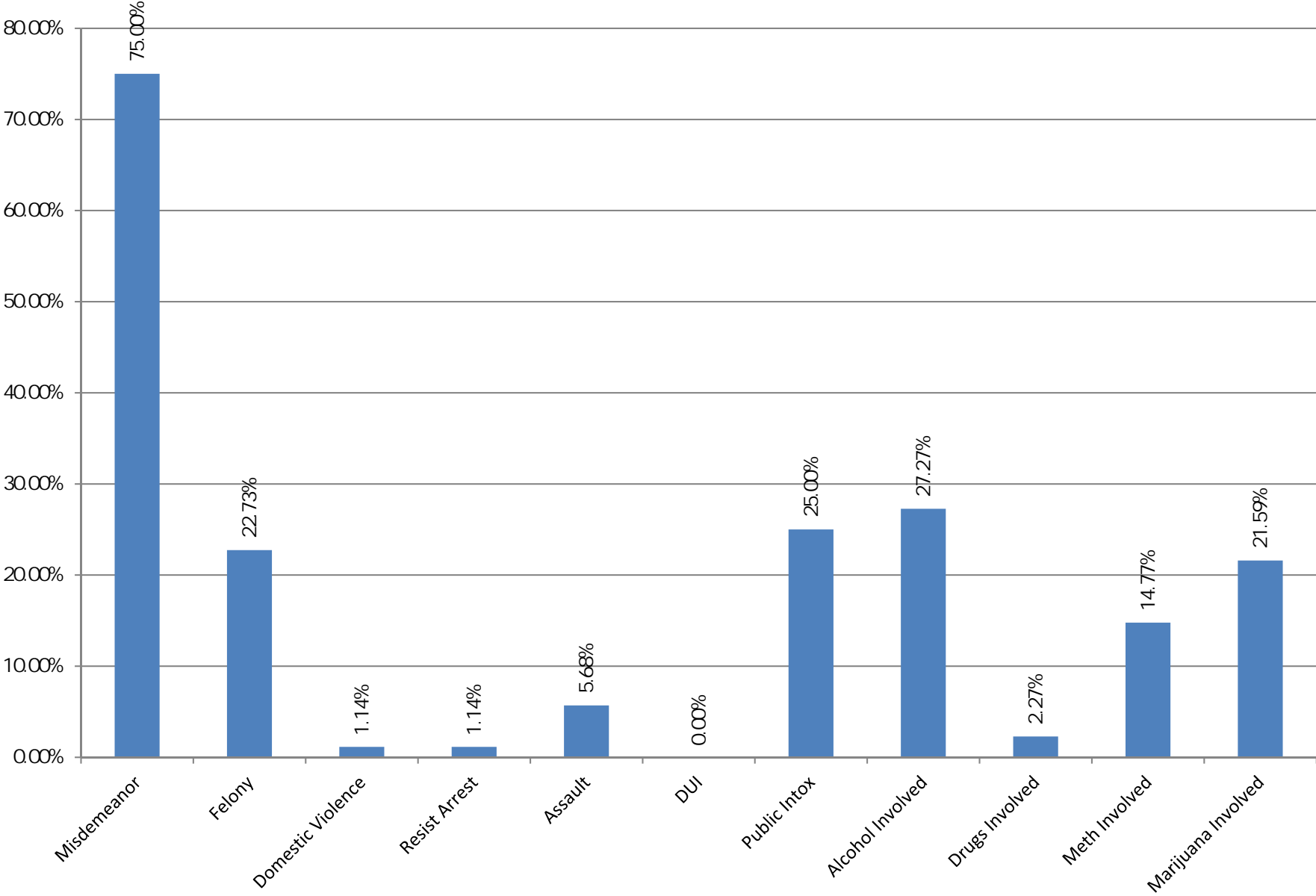
County	Total Offenses	Misdemeanor	Felony	Residency			Female	Male	Unknown Gender	Average Age
				In County	In-State Visitor	Out of State				
Statewide	88	66	20	68	10	7	17	66	5	16.03
Albany	11	8	2	9			2	8	1	16.27
Big Horn										
Campbell	6	6		6			2	4		16.17
Carbon	5	3	2	4		1	1	4		15.20
Converse	2	2		1	2			2		17.00
Crook	3	3			2		1	2		17.00
Fremont	18	15	2	18			5	10	3	15.78
Goshen										
Hot Springs										
Johnson	1	1			1			1		17.00
Laramie	1			1			1			12.00
Lincoln										
Natrona	1		1	1				1		17.00
Niobrara										
Park	9	5	2	8	1		1	8		16.22
Platte	2	2	1	2				2		17.00
Sheridan										
Sublette										
Sweetwater	27	19	10	17	4	5	4	22	1	15.96
Teton	1	1				1		1		16.00
Uinta										
VOA Detox Center										
Washakie										
Weston	1	1		1				1		17.00

Percents by Department *

County	Total Offenses	Misdemeanor	Felony	Residency			Female	Male	Unkown Gender
				In County	In-State Visitor	Out of State			
Statewide	88	75.00%	22.73%	77.27%	11.36%	7.95%	19.32%	75.00%	5.68%
Albany	11	72.73%	18.18%	81.82%	0.00%	0.00%	18.18%	72.73%	9.09%
Big Horn									
Campbell	6	100.00%	0.00%	100.00%	0.00%	0.00%	33.33%	66.67%	0.00%
Carbon	5	60.00%	40.00%	80.00%	0.00%	20.00%	20.00%	80.00%	0.00%
Converse	2	100.00%	0.00%	50.00%	100.00%	0.00%	0.00%	100.00%	0.00%
Crook	3	100.00%	0.00%	0.00%	66.67%	0.00%	33.33%	66.67%	0.00%
Fremont	18	83.33%	11.11%	100.00%	0.00%	0.00%	27.78%	55.56%	16.67%
Goshen									
Hot Springs									
Johnson	1	100.00%	0.00%	0.00%	100.00%	0.00%	0.00%	100.00%	0.00%
Laramie	1	0.00%	0.00%	100.00%	0.00%	0.00%	100.00%	0.00%	0.00%
Lincoln									
Natrona	1	0.00%	100.00%	100.00%	0.00%	0.00%	0.00%	100.00%	0.00%
Niobrara									
Park	9	55.56%	22.22%	88.89%	11.11%	0.00%	11.11%	88.89%	0.00%
Platte	2	100.00%	50.00%	100.00%	0.00%	0.00%	0.00%	100.00%	0.00%
Sheridan									
Sublette									
Sweetwater	27	70.37%	37.04%	62.96%	14.81%	18.52%	14.81%	81.48%	3.70%
Teton	1	100.00%	0.00%	0.00%	0.00%	100.00%	0.00%	100.00%	0.00%
Uinta									
VOA Detox Center									
Washakie									
Weston	1	100.00%	0.00%	100.00%	0.00%	0.00%	0.00%	100.00%	0.00%

* Total percents may not equal 100 due to lack of information, or a single arrest involving multiple crimes.

Crimes as a Percent of all Juvenile Arrests



Juvenile arrests involve persons age 17 and below

Statewide Juvenile Arrests
January 1, 2015 - December 31, 2015

Juvenile DUI Arrests

County Department	Total Offenses	Juvenile DUI Offenses	% DUI Of Total	Ave. BAC	Drugs Involved	% DUI Drugs Inv.
Statewide	88	13	14.77%	0.126	4	4.55%
Albany	11	2	18.18%		2	18.18%
Big Horn						
Campbell	6	1	16.67%	0.160		
Carbon	5	1	20.00%	0.040		
Converse	2	2	100.00%		1	50.00%
Crook	3					
Fremont	18	1	5.56%	0.161		
Goshen						
Hot Springs						
Johnson	1	1	100.00%	0.160		
Laramie	1					
Lincoln						
Natrona	1					
Niobrara						
Park	9	1	11.11%		1	11.11%
Platte	2					
Sheridan						
Sublette						
Sweetwater	27	2	7.41%	0.118		
Teton	1	1	100.00%			
Uinta						
VOA Detox Ctr.						
Washakie						
Weston	1	1	100.00%			

Juvenile Traffic Crashes

County Department	Traffic Crashes	Alcohol Involved	% Alcohol Involved	Average BAC	Drugs Involved
Statewide	1	1	100.00%	0.160	0
Albany					
Big Horn					
Campbell					
Carbon					
Converse					
Crook					
Fremont					
Goshen					
Hot Springs					
Johnson	1	1	100.00%	0.160	
Laramie					
Lincoln					
Natrona					
Niobrara					
Park				0.193	
Platte					
Sheridan					
Sublette				0.040	
Sweetwater					
Teton					
Uinta					
VOA Detox Ctr.					
Washakie					
Weston					

Underage DUI Arrests

County Department	DUI Offenses	Underage Offenses	% DUI Of Total	Ave. BAC	Drugs Involved	% DUI Drugs Inv.
Statewide	3,457	190	5.50%	0.1238	58	30.53%
Albany	304	31	10.20%	0.1362	11	35.48%
Big Horn	37					
Campbell	539	25	4.64%	0.1181	6	24.00%
Carbon	195	17	8.72%	0.1031	8	47.06%
Converse	150	9	6.00%	0.1105	4	44.44%
Crook	62	2	3.23%	0.1000		
Fremont	237	16	6.75%	0.1253	3	18.75%
Goshen	55	2	3.64%	0.0755		
Hot Springs	19	2	10.53%	0.2100	1	50.00%
Johnson	43	1	2.33%	0.1600		
Laramie	446	28	6.28%	0.1015	9	32.14%
Lincoln	106	1	0.94%	0.1050		
Natrona	464	18	3.88%	0.1411	4	22.22%
Niobrara	11					
Park	90	4	4.44%	0.1565	2	50.00%
Platte	78	5	6.41%	0.1290	3	60.00%
Sheridan	263	7	2.66%	0.1087		
Sublette	48	2	4.17%	0.1615	1	50.00%
Sweetwater	3	13	433.33%	0.1260	4	30.77%
Teton	146	4	2.74%			
Uinta	73			0.1100		
VOA Detox Ctr.	1					
Washakie	33	2	6.06%		2	100.00%
Weston	54	1	1.85%			

MIP Arrests

County Department	Total Offenses	MIP Arrests	% MIP to Total	Ave. MIP BAC
Statewide	15,996	294	1.84%	0.1274
Albany	873	69	7.90%	0.1128
Big Horn	95	2	2.11%	0.0810
Campbell	1,232	10	0.81%	0.1330
Carbon	564	3	0.53%	0.0820
Converse	572	10	1.75%	0.1435
Crook	184	3	1.63%	0.1600
Fremont	1,353	23	1.70%	0.1565
Goshen	152			
Hot Springs	88	2	2.27%	0.2385
Johnson	197	2	1.02%	0.2100
Laramie	2,195	2	0.09%	
Lincoln	234	6	2.56%	0.0758
Natrona	2,812	18	0.64%	0.1351
Niobrara	41	1	2.44%	0.0790
Park	415	6	1.45%	0.1340
Platte	254	3	1.18%	0.2270
Sheridan	665	14	2.11%	0.1240
Sublette	102	4	3.92%	0.1530
Sweetwater	1,392	92	6.61%	0.1167
Teton	294	8	2.72%	0.1022
Uinta	237	7	2.95%	0.0360
VOA Detox Ctr.	1,695	4	0.24%	0.1743
Washakie	197	2	1.02%	0.3400
Weston	153	3	1.96%	0.1120

Statewide Juvenile Arrests
January 1, 2015 - December 31, 2015

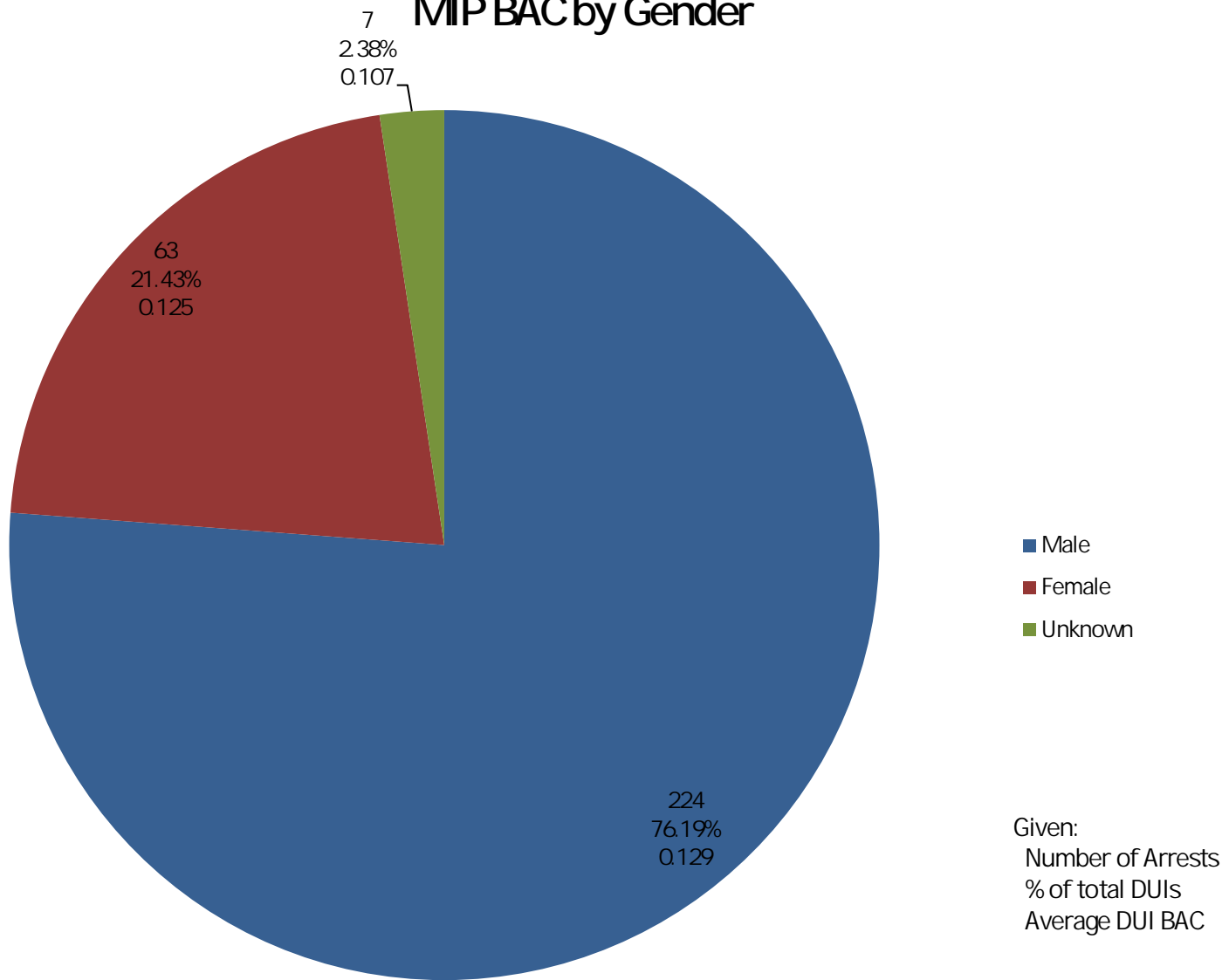
Juvenile DUI Arrests

County Department	Total Offenses	Underage DUI Offenses	% DUI Of Total	Ave. BAC	Drugs Involved	% DUI Drugs Inv.
Statewide	88	13	14.77%	0.126	4	4.55%
Albany	11	2	18.18%		2	18.18%
Big Horn						
Campbell	6	1	16.67%	0.160		
Carbon	5	1	20.00%	0.040		
Converse	2	2	100.00%		1	50.00%
Crook	3					
Fremont	18	1	5.56%	0.161		
Goshen						
Hot Springs						
Johnson	1	1	100.00%	0.160		
Laramie	1					
Lincoln						
Natrona	1					
Niobrara						
Park	9	1	11.11%		1	11.11%
Platte	2					
Sheridan						
Sublette						
Sweetwater	27	2	7.41%	0.118		
Teton	1	1	100.00%			
Uinta						
VOA Detox Ctr.						
Washakie						
Weston	1	1	100.00%			

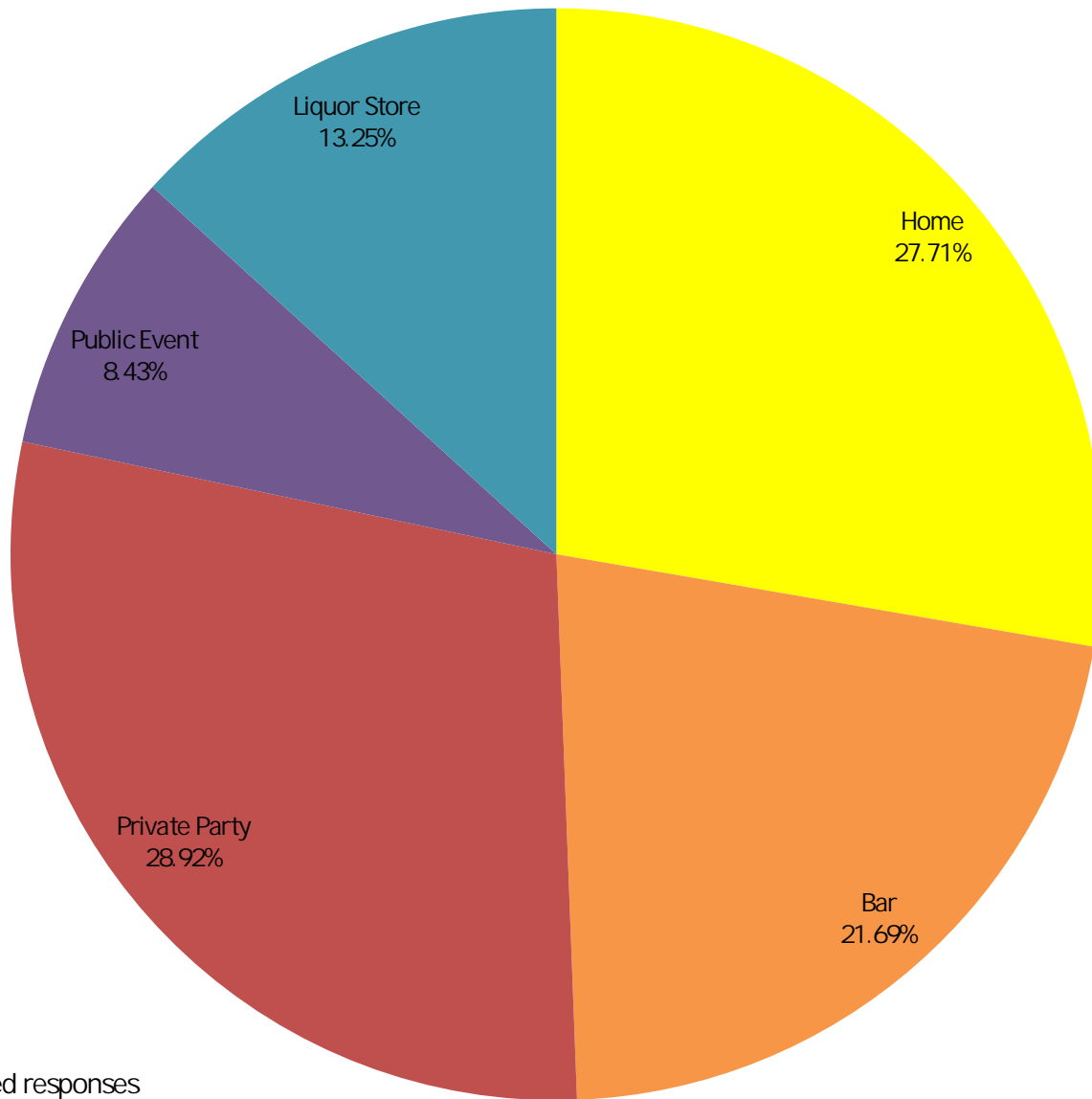
Juvenile Traffic Crashes

County Department	Traffic Crashes	Alcohol Involved	% Alcohol Involved	Average BAC	Drugs Involved
Statewide	1	1	100.00%	0.160	0
Albany					
Big Horn					
Campbell					
Carbon					
Converse					
Crook					
Fremont					
Goshen					
Hot Springs					
Johnson	1	1	100.00%	0.160	
Laramie					
Lincoln					
Natrona					
Niobrara					
Park				0.193	
Platte					
Sheridan					
Sublette				0.040	
Sweetwater					
Teton					
Uinta					
VOA Detox Ctr.					
Washakie					
Weston					

MIP BAC by Gender



Where Minors Obtained Alcohol



Based on 166 reported responses