



---

Brand Guidelines

a simple social app for passing positivity



## Logos

This is your primary logo. Use the Full Spectrum logo for all most applications. There is also a greyscale logo and a white logo to be used on applications that require either a greyscale or white logo. The logo should not be altered in

anyway. It should not be horizontally or vertically scaled. Do not change the color of the full spectrum version.



Full Spectrum Logo



Greyscale Logo



White Logo

**Clear space**  
**Minimum size**

The clear space requirements are set to ensure that the logo does not obstruct any other elements. Please make sure that there is at least the amount of space around the logo as specified below.

The minimum space requirements are set to ensure that the logo will be legible. Please do not shrink the logo down more than 1 inch in width.



Clear space



Minimum Space

**Icons**  
**Pattern**

Icons should be used to accentuate the Ripple brand. Colors can be swapped with other primary and secondary colors.

Patterns should be used only for decorative purposes. Colors can be swapped with other primary or secondary colors.




Full Ripple



Half Ripple



Emotion Icons


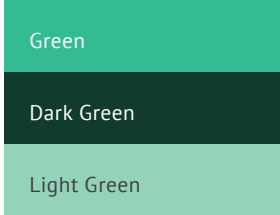
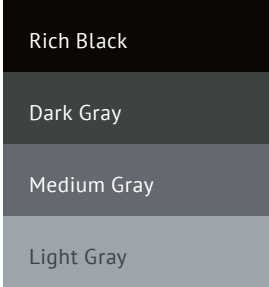

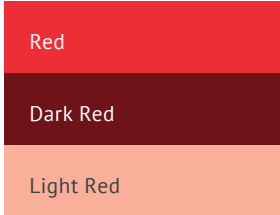


Ripple pattern

## Color

Primary colors are used when color is necessary within a design. Secondary colors are used to accentuate the primary colors. Do not alter the hue of any of the primary or secondary colors. Tints and shades are acceptable.

---

 <p>C61 M81 Y0 K0 R123 G79 B160 7B4F9F</p> <p>Purple</p> <p>Dark Purple</p> <p>Light Purple</p>	 <p>Blue</p> <p>Dark Blue</p> <p>Light Blue</p> <p>C52 M0 Y13 K0 R111 G204 B221 6FCCDD</p>	 <p>Green</p> <p>Dark Green</p> <p>Light Green</p> <p>C69 M0 Y56 K0 R64 G186 B147 40BA93</p>	 <p>Rich Black</p> <p>Dark Gray</p> <p>Medium Gray</p> <p>Light Gray</p> <p>C70 M65 Y70 K90 R6 G3 B0 060300</p>
 <p>C34 M84 Y6 K0 R173 G77 B149 AD4D95</p> <p>Violet</p> <p>Dark Violet</p> <p>Light Violet</p>	 <p>Canary</p> <p>Dark Canary</p> <p>Light Canary</p> <p>C4 M11 Y89 K0 R247 G216 B56 F7D838</p>	 <p>Red</p> <p>Dark Red</p> <p>Light Red</p> <p>C0 M94 Y84 K0 R238 G50 B55 EE3237</p>	
Primary Colors	Secondary Colors		

## Typography

These are the two typefaces for the Ripple brand. Ubuntu should be used only for headers and emphasis. PT Sans should be used for all body text and secondary information. Do not use vice versa. Fonts are both print and webfonts.

---

Ubuntu Regular is used for headers.  
ABCDEFGHIJKLMNOPQRSTUVWXYZ  
abcdefghijklmnopqrstuvwxyz  
0123456789?!.,

---

Ubuntu Regular | Size: 30pt, Kerning: 10

PT San Regular is used for body text.  
ABCDEFGHIJKLMNOPQRSTUVWXYZ  
abcdefghijklmnopqrstuvwxyz  
0123456789?!.,

---

PT Sans Regular | Size: 12pt, Kerning: 10

**PT San Bold is used for emphasis.**  
**ABCDEFGHIJKLMNOPQRSTUVWXYZ**  
**abcdefghijklmnopqrstuvwxyz**  
**0123456789?!.,**

---

PT Sans Bold | Size: 12pt, Kerning: 25

