

---

BBM UNIFORM MANUAL

# **OFFICERS' UNIFORM**

June 2005 Version

---

- 2.1 Types of dresses
- 2.2 Uniform details
- 2.3 Medals & Service Bars
- 2.4 Uniform characteristics by rank
- 2.5 Uniform checklist
- 2.6 Officers' dress code at different occasions

## 2.1 Types of Dresses

### Officers' Ceremonial Uniform



Male



Female

### Officers' Ceremonial Uniform



Male & Female Officers' Day Dress

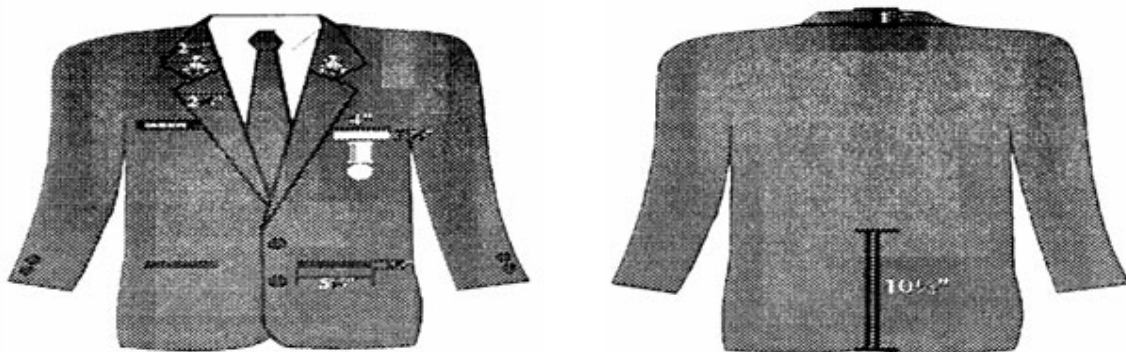


Male & Female Officers' Mufti



Male & Female Officers' Formal

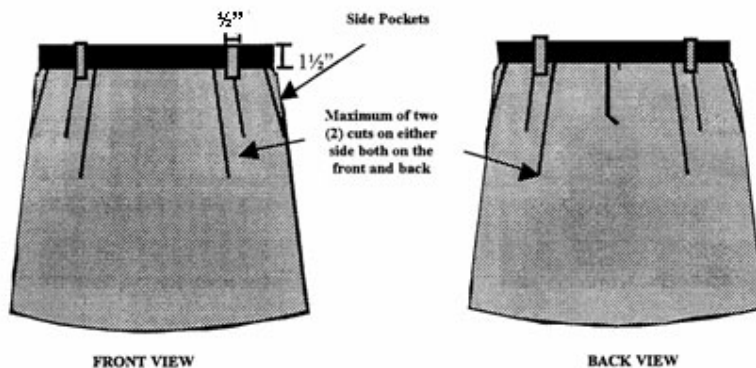
## 2.2 Uniform Details



*Detail of Blazer & Jacket*


The blazer is worn as part of the Ceremonial Dress for Officers. It is worn over the Officers' Shirt or a plain white long sleeved shirt with sleeves rolled down fully and buttoned. The Collar Badges are fastened to the upper level of the lapel and worn perpendicularly. The nametag is worn above the right breast pocket. All buttons used are navy blue in colour. The details are shown as above.

The general design of a female Officer's blazer shall be the same as that of the male but it is fashioned for a lady. Trousers are the same as for the Day Dress. Female Officers are to wear skirts in ceremonial dress.



*Female Officers' Ceremonial Skirt*

The plain designed skirt shall be of knee-length in navy blue colour with two side pockets similar to an 'A' line cut with a maximum of 2 stitched cuts (non-pleated) and well fitted. It shall be strictly used for Ceremonial Dress only.



### Shirt

White with Military Cutting

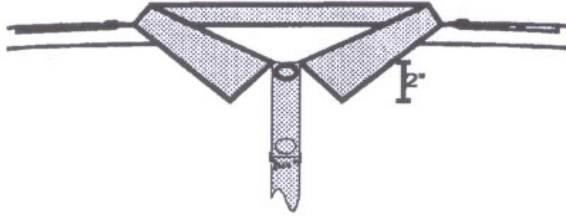
- White Buttons
- Selvage Strip
- Two Breast Pockets with Buttoned Flaps
- Two Epaulettes
- No pleats running along the

back of the shirt

The design of the shirt for both men and women are identical.

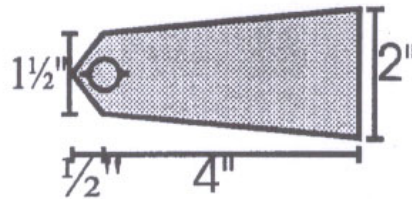
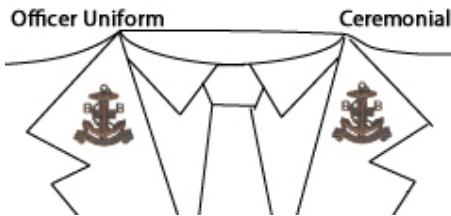
### Collar

The width of the collar shall be 2 inches as detailed.



### Collar badge

The collar badge shall be worn as shown in the diagram.

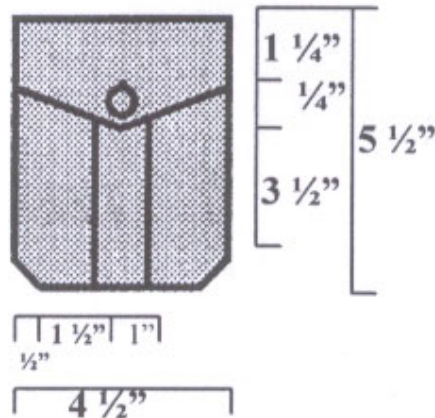


### Selvage Strip

The width of the selvage strip is 1 1/4 inches as detailed. Note that all buttons are white.

### Epaulette

As detailed. Note that all buttons are white. The epaulette's length shall vary according to the breadth of an individual's shoulder (i.e. it may be longer or shorter than the illustrated 4 inches)



### Breast Pockets

Details as shown. Note that the buttons are white.



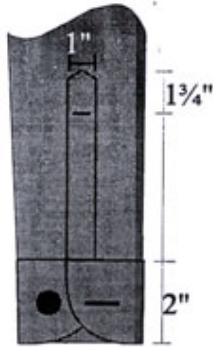
### Shoulder Flash

The Shoulder Flash with the words BRIGED PUTERA MALAYSIA are to be sewn on both sleeves 3/4" from the epaulette and centred with it.

### Sleeves

1. Long sleeves are to be worn for Ceremonial Dress only.
2. Short sleeves will be worn for Day Dress and Formal Dress only. No folded sleeves are allowed

\* Please note that all buttons are white in colour



### T-Shirt

Company T-Shirts are to be worn strictly on Company events as a part of mufti. They may also be worn on other functions when specifically requested.

On other combined Company events organised by the Battalion, District or National, where mufti is required, only a standard BB T-Shirt shall be worn (To be designed by BB Shop)

### Name Tag

White letters imprinted on a black plastic background with its dimensions of 75mm x 25mm. It shall be worn just above the right breast pocket of the Day Dress. In Ceremonial Dress, it shall be worn on the right breast above pocket level.

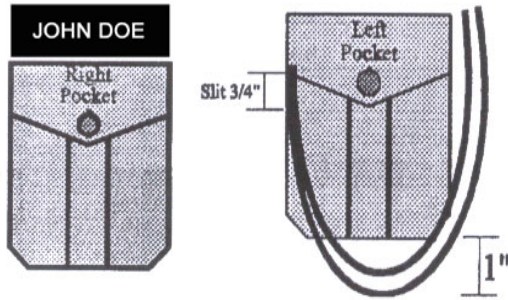


25mm

75mm

The Officer's name shall be engraved as per the following requirements:

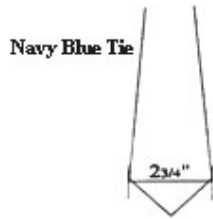
- a) Initials of name followed by the surname  
eg. S.A. RAVI or K.Y. THONG
- b) Christian name to precede the initials and surname  
eg. DAVID BOEY



### Lanyard

The lanyard shall be worn over the left shoulder with its loop placed under the left epaulette. The end of the lanyard shall be fastened to the side of the left breast pocket. The lanyard should not dangle for more than 1" breath below the breast pocket.

A standard whistle shall be fastened to the end of the lanyard.



### Neck Tie


Plain navy blue with no design. The necktie shall only be worn with Ceremonial or Formal Dress. A standard BB Tie Clip **must be** fastened to the tie. When tying the tip of the tie shall not cover the belt buckle



### Glengarry

To be worn by Officers and Warrant Officers only; tilted on a slight angle to the right at approximately one inch above the right ear and two fingers' breath above the right eyebrow.


The Glengarry Badge shall be worn on top of the Rosette on the left side of the Glengarry. One's hair should be concealed from the forehead.



Male Officers

### Trousers

For male Officers, the long trousers shall be plain navy blue with two side pockets and one back pocket with no flap. Straight cut trousers without pleats.



### Skirt

It shall be navy blue colour with two side pockets and of knee length. It shall be of plain design similar to an 'A' line cut with a maximum 2 stitched cuts (non-pleated) and well fitted.

It is to be worn by female Officers for Ceremonial Dress only.

**Belt**

Black nylon canvass snake grip belt with aluminium/steel buckle embossed with the BB Logo.

**Footwear**

Navy blue, socks of plain design. Plain black leather shoes or boots with laces for men. Plain black court shoes with max 2" heels for ladies.

## 2.3 Medals and Service Bars



Bronze



Silver



Gold

Officers' Service Medals are awarded to officers who have served the Brigade faithfully and have met the following criteria:

Medal/Service Bar	Criteria
Bronze Medal/Bronze Service Bar	<ul style="list-style-type: none"> <li>Ten (10) years of service as an officer with good attendance.</li> </ul>
Silver Medal /Bronze & Silver Service Bar	<ul style="list-style-type: none"> <li>Bronze Medal holder</li> <li>Fifteen (15) years of service as an officer with good attendance.</li> </ul>
Gold Medal /Bronze & Silver & Gold Service Bar	<ul style="list-style-type: none"> <li>Silver medal holder</li> <li>Twenty (20) years of service as an officer with good attendance.</li> <li>Minimum two (2) years of service as member of State or Brigade Executives.</li> </ul>

### THE WEARING OF MEDALS

Medals are gained by an officer either from the Brigade or other institutions are to be worn below the top flap of the left breast pocket on the Blazer. In the case of the Brigade's Service Medals, only the highest medal achieved by the individual Officer shall be worn.

Medals shall be worn in this sequence:

1. The highest officers' service medal gained by the Officer shall be worn on the right most side, with other non-BB medals in descending order towards the left.

2. If only one medal is gained, it shall be fastened squarely at the center of the left breast pocket.



Medals shall only be worn on the Ceremonial Dress on Official or Ceremonial Events only.

National Medal	State Medal	BB Service Medal
Left	.....	Right

## THE WEARING OF SERVICE BAR

The service bar shall be worn just above the left breast pocket of the Day Dress or Formal Dress.

### 2.4 Uniform Characteristics by Rank

Officers' Lanyard		
Lanyard Colour		Rank
	Navy Blue	Warrant Officers
	Black	Lieutenants
	Red	Captains
	Purple	Chaplains
	Orange	Honorary Captains Executive Secretary

Officers' Collar Badges & Glengarry Badges
 <p>Warrant Officers' Collar &amp; Glengarry Badge</p>







Officers' Glengarry Badge



Officers' Collar Badge

### Officers' Rosette on Glengarry

Rosette Colour		Rank
	Black	Lieutenants Warrant Officers
	Red	Captains
	Purple	Chaplains
	Orange	Honorary Captains Executive Secretary

### Cane

All Captains and Honorary Captains may carry a Parade Cane (Optional). Officers and Warrant Officers can only carry the Cane in the capacity of a Parade Commander, contingent leader, and chief of the Guard of Honor and official functions.

## 2.5 Uniform Checklist

Uniform Parts	Ceremonial	Formal	Day	Mufti
Glengarry with Badge & Rosette	Yes	Yes	Yes	Yes
Jacket & Blazer	Yes	.	.	.
Long Sleeved Shirt	Yes	.	.	.
Short Sleeved Shirt	.	Yes	Yes	Yes
Collared BB T-Shirt	.	.	.	Yes
Name Tag	Yes	Yes	Yes	Yes
Lanyard	.	Yes	Yes	.
Collar Badge	Yes	Yes	Yes	.

Service Medal	Yes	.	.	.
Service Bar	.	Yes	Yes	.
Neck Tie & Tie Clip	Yes	Yes	.	.
Belt	Yes	Yes	Yes	Yes
Socks	Yes	Yes	Yes	Yes
Boots/Shoes	Yes	Yes	Yes	Yes

## 2.6 Officers' dress code at different occasions

Occasion	Ceremonial	Formal	Day
Founder's Day Church Parade	Yes	.	.
BB Day	.	Yes	.
Officer's Wedding	Yes	.	.
Funeral Service	.	Yes	.
Opening & Closing ceremonies of Official Camps/ Training Courses / Rallies	.	Yes	.
Official BB representation for Band functions / Youth Day / Majlis Belia functions / Official Government functions	.	Yes	.
National Council Meeting	Yes	.	.
Annual General Meetings of Group Council / Battalion / Districts (all levels)	Yes	.	.
Competitions such as Drill & Band (all levels)	.	.	Yes
Enrolment Service	Yes	.	.
Awards Day	.	.	Yes
Church Parade / Church Service	.	Yes	.
<i>* Note: Other occasions not specified above shall be at the discretion of the Company Captain</i>			