



LIFE GROUP TRAINING SERIES

1

LEVEL

LIFE GROUP BASICS

THIS RESOURCE BELONGS TO:

TABLE OF CONTENTS

SESSION 1: **KNOW YOUR GROUP** 3

Know your Role	5
Know your Purpose	6
Phases of Discipleship	7
Discipleship Roadmap	12

SESSION 2: **LEAD YOUR GROUP** 13

Mutual Ministry	14
Multiplication	17
Mission	19

SESSION 3: **PROTECT YOUR GROUP** 21

Protect the Truth	22
Protect Relationships	23
Protect the Chemistry	26
Next Steps	28

MORE RESOURCES 29

First Meeting Checklists.....	30
Accountability Questions	32
Biblical One Anothers.....	33
Life Group Dashboard.....	34
Social Media Guidelines.....	35
Developing Apprentices.....	36
Planning Center Groups.....	37
Right Now Media.....	38

Why do our relationships within the church often don't look any different than those outside of it? We might feel closer to our hairstylist or the person behind the coffee counter, than with those we worship next to week in and week out. Why is that?

Could it be that we've settled for watered-down, horizontal relationships that are quick and easy? That was never God's plan. Instead, His call has always been for us to have Christ centered relationships that are filled with authenticity and transparency. That's what Life Groups are all about.

Over the next three weeks, we are inviting you to embrace God's call on your life to leadership. You will be challenged to lead a group where blind spots are revealed, sin is confessed, and love for Christ and each other can grow.

Let's us be a church that doesn't just talk about authentic community, but actually lives it! Welcome to our Life Group level one training!

KNOW
YOUR GROUP

LEAD
YOUR GROUP

PROTECT
YOUR GROUP



KNOW YOUR GROUP

THIS SESSION WILL HELP YOU TO

- ✓ Understand the “why” behind Life Groups.
- ✓ Discover what the phases of discipleship are.
- ✓ Develop a theological framework for making disciples.
- ✓ See your role as a shepherd not just a facilitator.

WHY ARE YOU HERE?

KNOW YOUR PEOPLE

1) KNOW _____ THEY ARE.

2) KNOW _____ THEY ARE HERE.

COMMON REASONS PEOPLE JOIN A LIFE GROUP



3) KNOW _____ THEY NEED.

WHAT IS
DISCIPLESHIP?

“ THE ONGOING
PROCESS OF
LEARNING TO BE A
DEVOTED FOLLOWER
OF JESUS AND
HELPING OTHERS TO
DO THE SAME.

CIRCLE two key words that stand
out to you in the above definition.

KNOW YOUR PURPOSE

1) THE PURPOSE OF CANYON HILLS IS TO:

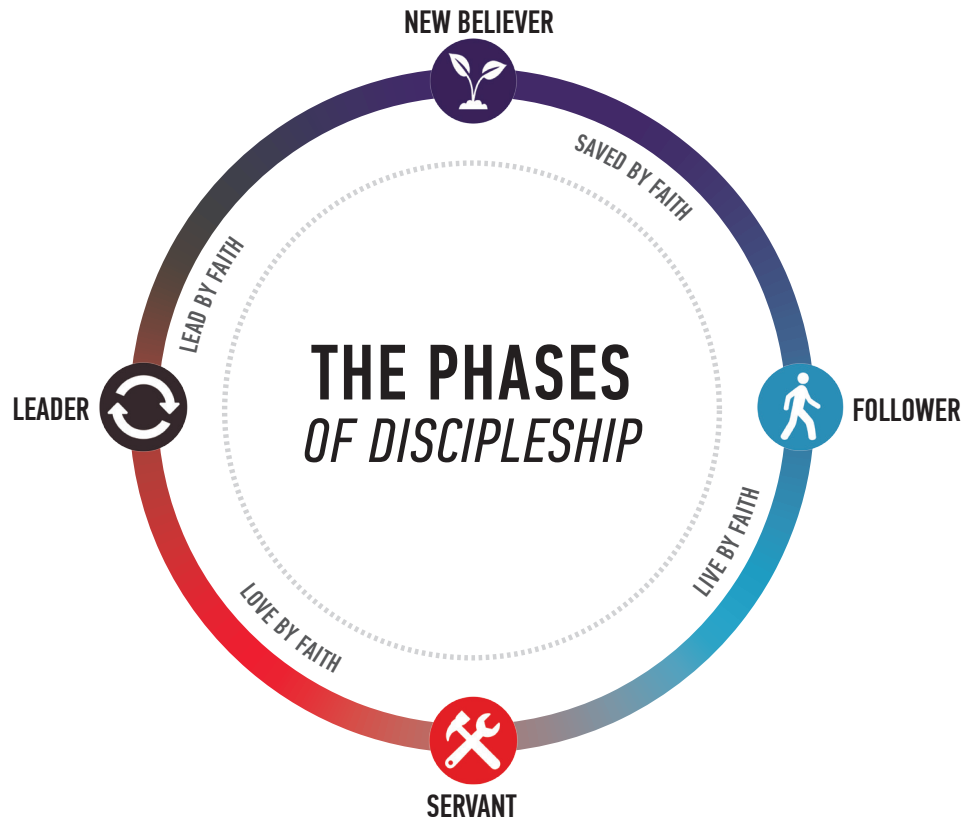
2) THE PURPOSE OF YOUR GROUP IS TO:

3) HOW DO YOU MAKE A DISCIPLE?

THE PHASES OF DISCIPLESHIP

"AND HE SAID TO THEM, FOLLOW ME,
AND I WILL MAKE YOU, FISHERS OF MEN"

(MATT. 4:19)



NEW BELIEVER: SAVED BY FAITH

There is no “one-size-fits-all” when it comes to growing as a new believer. Many of us who’ve been in Christ for years can find some areas of weakness in this phase. It’s important to understand that this subjective list of characteristics is NOT meant to cause shame in us or others. Instead, this profile of a new believer can help reveal our spiritual blind spots and give us direction as we help others grow.



THINGS TO CELEBRATE

- They are aware of their sin and need for Jesus.
- Tend to be very transparent about their past.
- Tend to be passionate when worshiping.
- Hungry for relationships with other believers.
- Ask lots of simple, yet refreshing questions.

THINGS TO CONSIDER

- Confused on how to replace old habits.
- Often scared to tell family about their salvation.
- Can unintentionally mix other beliefs with Christianity.
- Highly dependent upon other believers.
- Can feel lonely if rejected by unbelieving friends.

WAYS TO CARE

- They are often intimidated to ask questions in public settings, so try meeting with them one-on-one.
- Make sure they have an easy to understand version of the Bible. The NLT or NIV are a good versions to begin with.
- Encourage them to take the New Believers class at church.
- Try not to use a lot of big theological words and phrases around them. If you do make sure to explain it to them.

FOLLOWER: LIVE BY FAITH

Avoid thinking that any of the phases of discipleship imply levels of worth. We each will have areas of strength and weakness in this phase. Use this list as a practical tool to reflect upon the ways we can live by faith and help others to do the same.



THINGS TO CELEBRATE

- Constantly learn something new about God.
- Beginning to understand the Bible.
- Starting to experience victory over sin.
- Overcoming past guilt and shame.
- Excited to develop Christian friendships.

THINGS TO CONSIDER

- Tend to think in black and white.
- Can struggle with being self-focused.
- Can be easily discouraged by others failures.
- Often think it's just about "me and Jesus."
- Spiritually inconsistent. Many ups and downs.

WAYS TO CARE

- They need personal encouragement and accountability.
- Community is key. They will fail spiritually if they are isolated from other believers.
- Give them opportunities to pray publicly, but don't pressure them to do it.
- Help them find a good devotional or bible reading plan.

SERVANT: LOVE BY FAITH

Regardless of how long you've been in Christ, God wants you to serve others. Some of us have been serving Christ for decades and others are just starting to consider it. Take a look at the profile below to discover some things to be aware of, as you grow in this phase of your discipleship.



THINGS TO CELEBRATE

- Eager to invite others to serve alongside them.
- See real change in their attitudes and actions.
- Excited to share their testimony with others.
- They remain steadfast during difficult times.
- God's Word is clearly transforming their life.

THINGS TO CONSIDER

- If not careful they can be taken advantage of.
- Sometimes they need recognition.
- Tend to say, "YES" to every opportunity.
- Can be judgmental towards those who don't serve.
- Serving can become an idol for them.

WAYS TO CARE

- Let them know you appreciate them. Say "thank you" when you see them serving.
- Encourage them to get involved on a short term global encounter trip.
- They need close Christian relationships to help them stay focused.
- Encourage them not to feel obligated to say, "YES" to every service opportunity.

LEADER: LEAD BY FAITH

At this phase in our journey with Christ, we are driven and motivated to lead others grow in their discipleship. It's no longer all about us. We have surrendered our lives to the goal of building His kingdom by making more and better disciples. We share our faith with the lost and we encourage our brothers/sisters in Christ to grow in Him.



THINGS TO CELEBRATE

- They love helping others with Scripture.
- Being a part of a church family is important.
- They can feed themselves spiritually.
- They are not afraid to share their faith.
- They consistently pray for others.

THINGS TO CONSIDER

- Ministry can feel lonely at times.
- Can find it hard to ask for help in times of trouble.
- Can mistakenly believe they have arrived spiritually.
- Tend to over-commit themselves.
- Feel pressure to have all the answers.

WAYS TO CARE

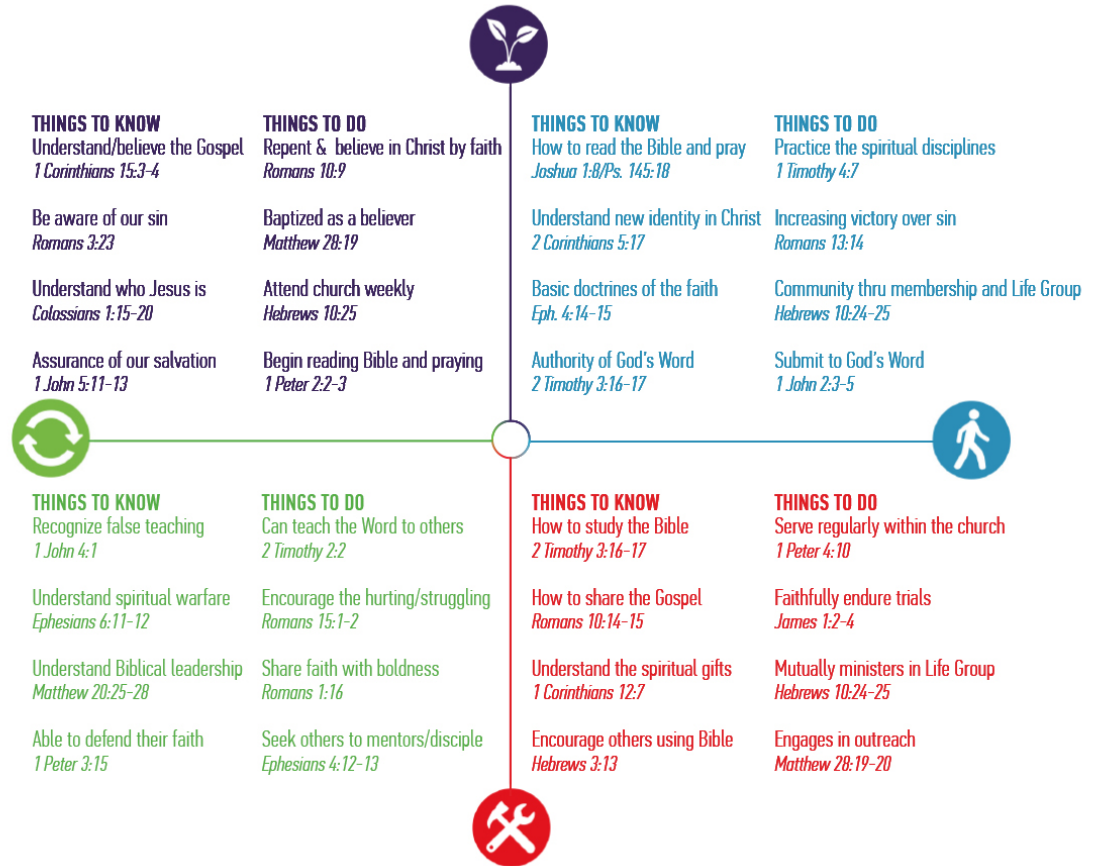
- Need occasional encouragement from those they are serving.
- Ask them periodically how they are doing and ways you can pray for them.
- Allow them freedom to say "NO" to certain ministry opportunities if they are over committed.
- Remember leaders are still in the process of growing. They need loving accountability from those with whom they are closest.

HOW TO USE THIS ROADMAP

- ✓ It's a strategic way of choosing Bible studies for your group.
- ✓ It's a resource to help you personally disciple individual group members.
- ✓ It's an evaluation tool to gauge the spiritual health of your group. (pg. 34)

*Be careful that this does not become a legalistic set of rules to simply check off and think that we've arrived spiritually!

DISCIPLESHIP ROADMAP





LEAD YOUR GROUP

THIS SESSION WILL HELP YOU TO

- Discover core values that every group should share.
- Learn about the importance of Mutual Ministry.
- Grasp how multiplication is critical to discipleship.
- Understand when to open/close your group.

MUTUAL MINISTRY

"WE LOVE THOSE WITHIN OUR GROUP BY
MUTUALLY MINISTERING TO ONE ANOTHER."

"LIVING _____ THE BIBLICAL ONE
_____ WITHIN _____."

HOW MANY "ONE ANOTHERS" CAN YOU FIND IN 60 SECONDS?

C Z P Z R P K V F T U O F Z T L L C
W F G F Y Z C A R E D A C C E P T R
E M R L G N U T S J A E F C A L X A
D E V O T E D X G V F L A L C G U Y
G L F E N C O U R A G E N O H O O N
T J V P A T I E N T S T V V O F O V
N T C O N S I D E R E D T E B C F G
A W Z T Y B F S C O M F O R T O R O
I N K D F H X K F S U B M I T N J P
H J I U G A B C O V A K C T J F V Q
U C E E F R H A R M D Y N L V E Y F
M B E A R M B Q G T M O Q U U S I D
I D K S B O Q Z I N O Q Z O A S O D
L H S G P N C M V T N B Z Y R A Y E
I A Q R N Y H F E W I S W I M O N Z
T N O B V I X M O Q S U M H B B X B
Y T I J N P R A Y E H A F J W E D A

CHECK IT OUT

Check out page 33 for a list
of the one others!

2 POWERFUL MUTUAL MINISTRY QUESTIONS!

1) WHAT HAVE YOU
BEEN LEARNING IN
GOD'S WORD THIS
WEEK?

2) WHAT HAVE YOU
BEEN PRAYING FOR
LATELY?

WHAT DOES MUTUAL MINISTRY ACTUALLY LOOK LIKE?



←
CHECK OUT
EXAMPLE
QUESTIONS
ON PG. 32

MULTIPLICATION

"WE LOVE OUR CHURCH BY ALLOWING OTHERS
TO JOIN US AS WE MULTIPLY OUR GROUP."

1) MULTIPLY _____ (1 COR. 11:1)

2) MULTIPLY _____ (2 TIM. 2:2)

3) MULTIPLY _____ (EPH. 4:11-13)

REASONS TO TEMPORARILY CLOSE YOUR GROUP

1)

2)

MISSION

"WE LOVE OUR NEIGHBORS BY ENGAGING THOSE AROUND US WITH THE GOSPEL."

KEEP YOUR GROUP ON-MISSION BY:

1) _____ (MATT. 5:16)

2) _____ (2 COR. 5:20)

WAYS TO BE MISSIONAL AS A GROUP!

- Regularly serve together as a group by:
 - Adopting a senior adult
 - Supporting a missionary
 - Serving at local food bank
 - Greeting at Sunday services
 - Prayer response team
- Regularly pray for lost family/friends/neighbors within the group.
- Invite neighbors or co-workers to join your group for a social/fun activity.
- Get visible in the community by occasionally meeting for Life Group at a local coffee shop.

TYPES OF SUPPORT YOU WILL RECEIVE AS YOU LEAD

_____ ACCESS

_____ SUPPORT

_____ TRAINING



PROTECT YOUR GROUP

THIS SESSION WILL HELP YOU TO

- Develop skills in handling group conflict.
- Understand how to choose Life Groups studies.
- Learn how to onboard new group members.
- Discover how to successfully launch a group.

WAYS TO TANK A DISCUSSION

- Lecture your group instead of facilitating discussion.
- Follow your notes like a script.
- Don't prepare for your Life Group hoping that "what were your thoughts on chapter 6?" will suffice.
- The run-on-sentence-question-that-is-really-more-of-a-statement-than-a-question-therefore-no-one-knows-how-to-respond-to-your-rambling-unfocused-pseudo-question.
- Answer your own questions.
- Expect everyone to answer every question.
- Focus only on the meaning of a passage and never get to personal application during the discussion.
- Lose track of time and go on and on and on.

PROTECT THE TRUTH

A STUDY IS NOT:

- ✓
- ✓
- ✓

TIPS ON PICKING A STUDY

- ✓ PICK OF THE APPROVED STUDY LIST OR USE OUR SERMON NOTES.
- ✓ CONSIDER WHAT YOUR GROUP NEEDS TO STUDY VERSES WANTS TO STUDY.
- ✓ DON'T GIVE TOO MANY OPTIONS! OFFER NO MORE THAN 3 STUDIES FOR THE GROUP TO CHOOSE FROM.
- ✓ PICK STUDIES THAT CHALLENGE GROUP MEMBERS TO LOVE CHRIST MORE WITH BOTH THEIR MIND AND LIVES.

PROTECT THE RELATIONSHIPS

3 TYPES OF GROUP CONFLICT

1) _____

2) _____

3) _____

GROUP DISCUSSION

1) WHICH TYPES OF CONFLICT HAVE YOU EXPERIENCED IN THE PAST?

2) WHICH IS THE HARDEST TO DEAL WITH? WHY?

WARNING SIGNS TO WATCH FOR!

- Group member regularly cancels last minute.
- They are hard to reach or won't return your messages.
- The member is overly critical of others or the church.
- They are facing multiple sources of stress in their life.
- You sense disunity within their marriage.
- Member is unwilling to talk about personal struggles.
- They are not regularly reading God's Word or engaging in personal prayer.
- Sharing during mutual ministry is surfcy.

GROUP CONFLICT ASSESSMENT TOOL

Place an **X** on each line to help you assess the situation.

SIZE OF CONFLICT *(How big of a deal is it?)*



AWARENESS OF CONFLICT *(Are the people involved aware that there is an issue?)*



EFFECT OF CONFLICT *(What will happen if the conflict is not addressed?)*



OWNERSHIP OF CONFLICT *(Are they willing to admit their role in the conflict?)*



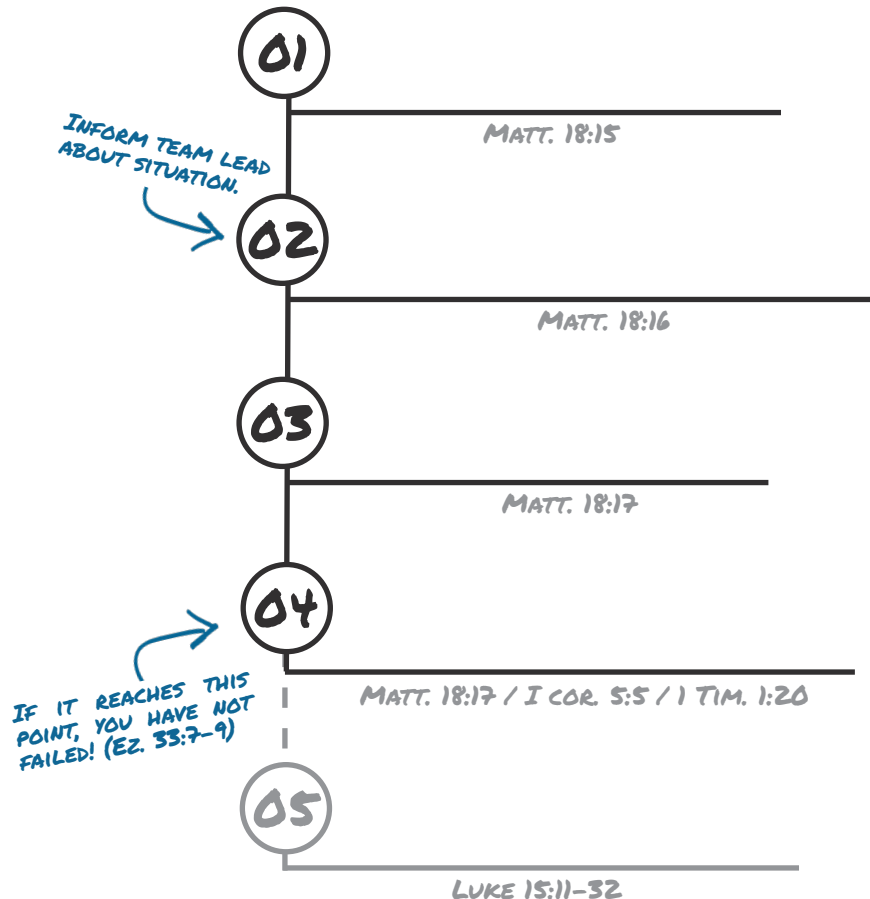
FREQUENCY OF CONFLICT *(How often has this conflict occurred?)*



SOURCE OF CONFLICT *(Is this conflict regarding personal preferences or sin?)*



THE BIBLICAL PROCESS OF RECONCILIATION



THE 4 RULES OF COMMUNICATION

#1 BE HONEST!

Don't expect others to be mind readers. Issues will never resolve unless there is clarity and truth.

#2 KEEP CURRENT!

Deal with issue quickly. Allowing too much time to pass can blur facts and allow bitterness to set in.

#3 ATTACK THE PROBLEM NOT PERSON!

Personal attacks will cause walls to go up. Ask yourself "what is the real problem here?"

#4 ACT, DON'T REACT!

Don't be surprised if a group member gets defensive. Encourage them to consider how Christ would want them to respond before the meeting begins.

PROTECT THE CHEMISTRY

HOW TO PROTECT THE GROUP WHEN ADDING NEW GROUP MEMBERS.

- ✓ DON'T EXTEND AN INVITATION TO JOIN UNTIL YOU MEET THEM FIRST!
- ✓ ASK GOOD QUESTIONS!
- ✓ REVIEW THE GROUP MEMBER AGREEMENT.
- ✓ IF THEY ARE NOT A GOOD FIT, IT'S OK TO LET THEM KNOW.

3 PATHS TO JOINING A GROUP



GROUP MEMBERSHIP AGREEMENT

01 RELATIONSHIPS

We will seek to cultivate healthy relationships with each other both inside and outside the group meetings.

(Acts 2:42-47)

02 SPIRITUAL GROWTH

We commit to encouraging one another to grow as disciples of Christ as we study the Word together.

(Colossians 3:12-17)

03 MUTUAL MINISTRY

We seek to create a safe environment that encourages openness and transparency as we mutually minister to each other through prayer and accountability.

(James 5:16)

04 CONFIDENTIALITY

In order for healthy relationship to exist members must be able to trust that what is shared in the group is not to be shared with others outside the group.

(Proverbs 11:13)

05 RESPECT

We will honor one another and will never say anything that would intentionally embarrass our spouse or members of the group.

(Ephesians 4:29)

06 MEETING REGULARLY

Group members will make attending the group a priority and will come prepared and ready to participate.

(Hebrews 10:23-25)

07 MULTIPLICATION

We will be open to new members, and as we grow, will multiply to allow others to experience the blessing of biblical community.

(2 Timothy 2:2)

08 MISSION

We will regularly pray for and encourage one another to engage the lost with the gospel of Christ.

(Romans 10:13-15)

NEXT STEPS

WEEK

- ✓ Completed online Leader Application
- ✓ Review Social Media Guideline Agreement (pg. 35)
- ✓ Submit information for background check

WEEKS

- ✓ Schedule Pastor/Director interview
- ✓ Begin recruiting CORE group members
- ✓ Start planning general details of group

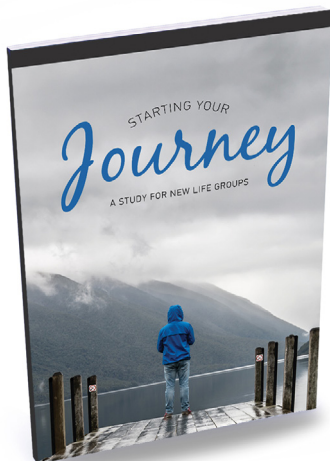
WEEKS

- ✓ Develop list of potential group members to pursue
- ✓ Fill out online Planning Sheet
- ✓ Complete Pastor/Director interview

WEEKS

- ✓ Confirm details on Planning Center Groups (pg. 39)
- ✓ Pick up copies of the “Journey” study
- ✓ Remind group members about first meeting

YOUR FIRST GROUP STUDY



A FOUR-WEEK STUDY DESIGNED
FOR BRAND NEW LIFE GROUPS!



A black and white photograph of a forest. The scene is filled with tall, thin trees, likely evergreens, with their trunks and branches creating a dense canopy. The ground is covered in fallen branches, twigs, and some sparse grass. A white, torn-edge banner is superimposed across the middle of the image, containing the text "MORE RESOURCES" in a bold, black, sans-serif font.

MORE RESOURCES

FIRST MEETING CHECKLIST

CREATE A WELCOMING ENVIRONMENT

- *Make sure the first impression doesn't turn people away from your group. Work with the host home to make sure they/you clean up a little bit.*
- *Temperature, lighting, and scent matter a lot more than you think. Proper lighting, a comfortable room, and a pleasant scent, such as coffee brewing in the kitchen, will allow your group to focus and settle in for a more engaging discussion.*
- *Comfortable chairs, seating arrangements, and refreshments may not seem like a big deal to you. But by preparing for these things, you create a distraction-free environment that will allow people to focus solely on what God wants to speak to them. Ask yourself, "What would it take for me to feel completely comfortable in someone else's home?"*

MAKE INTRODUCTIONS

This step is critical to developing relationships in your group. Make sure to take your time, and allow each person 5 minutes to share about themselves. As they talk make sure to ask questions that will help the rest of the group to know them better. Don't interrogate but rather take a genuine interest. Things you could ask them to share might include:

PERSONAL LIFE

- *Name and age?*
- *Where they work?*
- *What they do for fun?*

SPIRITUAL LIFE

- *What brought them out to the church?*
- *Why did they want to join a Life Group?*

FAMILY LIFE

- *How they met their spouse?*
- *Names/ages of children?*
- *How long they have lived in the Seattle-area?*

SHARE YOUR VISION

As the leader, this is your time to shine. Everyone has a different reason as to why they wanted to be a part of your Life Group. Now it's time for you to share your heart and what the purpose of the group is. Be honest, be real, and let them see your care and commitment to them as you share.

As you share, remember that you are not just sharing your vision for the group, but God's vision of making more and better disciples of Christ. Your group is the natural place to cultivate God-honoring relationships that are filled with authenticity and transparency. This is accomplished in the following ways:

SET EXPECTATIONS

Setting expectations up-front will help alleviate any miscommunications-communications as to what the group will be about. Together it will be important to come up with a Life Group covenant. These are the thing that you together mutually agree on and commit to. We suggest that once you complete this document, have everyone in the group sign it and then display it in a prominent location near your meeting area.

FINAL DETAILS

Before your group ends make sure to share some of the important details and logistics that your people will need to know about moving forward. Things to share might include:

WHAT TO SHARE

- *Where to park.*
- *Childcare details and cost (if applicable).*
- *Schedule of a typical Life Group meeting.*
- *What you'll be studying.*

WHAT TO GATHER

- *Contact information. Consider setting up text-thread to help communicate during the week!*
- *Birthday / Anniversary Dates.*
- *Set up snack rotation.*

EXAMPLE ACCOUNTABILITY QUESTIONS

EXAMPLE QUESTIONS FOR MEN

- *Have you exposed yourself to any explicit or marginal material including TV, movies, the internet, or magazines?*
- *Have you been with a woman in such a way that was inappropriate, or could have looked like you were using poor judgment?*
- *Have you exercised self-control over food, drink, smoking, or tobacco?*
- *Have you gossiped or demonstrated a critical spirit?*
- *Is there anyone you need to forgive?*
- *Have you spent your time and money wisely?*

IF MARRIED OR HAVE CHILDREN

- *Have you complimented and affirmed your wife?*
- *How have you been the spiritual leader of your family this week?*
- *In what ways have you sought to have spiritual influence with your children this week?*

EXAMPLE QUESTIONS FOR WOMEN

- *Have you been exposed to sexually alluring material this week?*
- *Have you fulfilled your personal goals for prayer, scripture reading, and memorization this week?*
- *Have you been a good steward of all of the resources God has given you (money, time, talent, etc)?*
- *Do you have anyone you need to forgive?*
- *Have you been involved in the sins of gossip, demonstrating a critical spirit, or jealousy?*
- *Have you been completely honest during this conversation?*

IF MARRIED OR HAVE CHILDREN

- *Have you demonstrated love and honor to your husband?*
- *Have you been guarding your home from outside influences that would be unhealthy for your family?*
- *In what ways have you sought to have spiritual input with your children this week?*

BIBLICAL ONE-ANOTHERS

Accept one another
(Rom. 15:7)

Admonish one another
(Col. 3:16)

Bear one another's burdens
(Gal. 6:2)

Bear with one another
(Eph. 4:2)

Build up one another
(Rom. 14:19)

Care for one another
(1 Cor. 12:25)

Comfort one another
(1 Thess. 4:18)

Confess sins to one another
(James 5:16)

Be hospitable to one another
(1 Pet. 4:9)

Be kind to one another
(Eph. 4:32)

Love one another
(Rom. 13:8)

Pray for one another
(James 5:16)

Be unified with one another
(Rom. 15:5)

Serve one another
(Gal. 5:13)

Submit to one another
(Eph. 5:21)

Forgive one another
(Eph. 4:32)

Be devoted to one another
(Rom. 12:10a)

Encourage one another
(1 Thess. 5:11)

Fellowship with one another
(1 Jn. 1:7)

Be honest with one another
(Col. 3:9)

Honor one another
(Rom. 12:10b)

LIFE GROUP DASHBOARD



This “Dashboard” will help you as a leader assess the how your group is progressing along the phases of discipleship. This is not a scoreboard, no group is perfect! However, by thinking through these areas, you’ll be able to identify ways you can help your group grow in their personal discipleship!

	Never										Always									
<i>We have shared our testimonies with each other.</i>	1	2	3	4	5	6	7	8	9	10	1	2	3	4	5	6	7	8	9	10
<i>Everyone in the group has been baptized as believers.</i>	1	2	3	4	5	6	7	8	9	10	1	2	3	4	5	6	7	8	9	10
<i>Questions can be asked without being judgmental.</i>	1	2	3	4	5	6	7	8	9	10	1	2	3	4	5	6	7	8	9	10
<i>We regularly open up and study God’s Word together.</i>	1	2	3	4	5	6	7	8	9	10	1	2	3	4	5	6	7	8	9	10
<i>We spend meaningful time together in prayer.</i>	1	2	3	4	5	6	7	8	9	10	1	2	3	4	5	6	7	8	9	10
<i>Our group verbally encourages each other.</i>	1	2	3	4	5	6	7	8	9	10	1	2	3	4	5	6	7	8	9	10
<i>We make effort during the week to connect with each other.</i>	1	2	3	4	5	6	7	8	9	10	1	2	3	4	5	6	7	8	9	10
<i>Everyone in the group participates in discussion and prayer.</i>	1	2	3	4	5	6	7	8	9	10	1	2	3	4	5	6	7	8	9	10
<i>Our group holds each other accountable spiritually.</i>	1	2	3	4	5	6	7	8	9	10	1	2	3	4	5	6	7	8	9	10
<i>We are open to welcoming new people to join us.</i>	1	2	3	4	5	6	7	8	9	10	1	2	3	4	5	6	7	8	9	10
<i>We come to the aid of those who are hurting.</i>	1	2	3	4	5	6	7	8	9	10	1	2	3	4	5	6	7	8	9	10
<i>When our leader is gone others step up to help lead.</i>	1	2	3	4	5	6	7	8	9	10	1	2	3	4	5	6	7	8	9	10
<i>We would be willing to invite unbelievers to join us.</i>	1	2	3	4	5	6	7	8	9	10	1	2	3	4	5	6	7	8	9	10
<i>Our group supports missions both locally and globally.</i>	1	2	3	4	5	6	7	8	9	10	1	2	3	4	5	6	7	8	9	10
<i>We would consider multiplying to make more room for others.</i>	1	2	3	4	5	6	7	8	9	10	1	2	3	4	5	6	7	8	9	10
<i>We respond Biblically when a group member is in sin or is suffering.</i>	1	2	3	4	5	6	7	8	9	10	1	2	3	4	5	6	7	8	9	10

SOCIAL MEDIA GUIDELINES

As a leader at Canyon Hills, your words carry weight both online and in-person. What you say and how you say it, directly impacts the reputation of Christ and His church. This is why we are asking our leaders to follow these guidelines, which we believe will help us point others to Christ online.

- 1** Use social media as a platform to encourage, uplift, and point people to Jesus. *(1 Thess. 5:11)*
- 2** Before you post, consider whether it is both “kind” and “true”. *(Eph. 4:15)*
- 3** Refrain from using vulgar language or posting about drugs, alcohol, or sex. *(Eph. 5:4)*
- 4** Avoid sharing details about personal conversations or other’s circumstances without permission. *(Prov. 17:9)*
- 5** If possible, take complex or sensitive discussions offline. *(2 Tim. 2:22-26)*
- 6** If you have an issue with a policy/person, don’t call them out online. Go to them in person. *(Matt. 18:15-17)*



DEVELOPING APPRENTICES

STEP 1: RECRUIT

As you look for a potential apprentice, it is important to remember that you are not looking for someone who can lead a group tomorrow. You are looking for a teachable group member who has the potential to be a great group leader in the future.

WHO TO ASK

As you seek to identify a possible apprentice look for someone with the following characteristics:

- ✓ Regularly attend Life Group
- ✓ Is Faithful, Available, and Teachable
- ✓ Honestly cares for others in the group
- ✓ Display evidence of ongoing spiritual growth
- ✓ Have good chemistry with others
- ✓ Are growing in their knowledge of the Word

The invitation is also your first big opportunity to cast vision for what apprenticing and group leadership are all about. Share the passion you have for your role, and why you do what you do. Share with them why you think their gifts are well suited to the role. Most potential apprentices are going to have some reservations about becoming group leaders, chances are they don't feel qualified to lead a group. Your invitation is an opportunity to address their concerns, while also building them up.

HOW TO ASK

❌ Wrong way: "The church said I needed to have an apprentice, because they want to split up our group. I put your name down. You'd be kind of like the assistant group leader. Whaddy think?"

✓ Right way: "I think you bring a lot to the table. When you talk, people in our group listen. I would like you to consider being an apprentice leader for us. For right now, all that means is that you'd on occasion help lead discussion or prayer, from time to time. And who knows, maybe one day God will call you to lead a group of your own."

STEP 2: MODEL

WATCH ME (4-8 WEEKS)

The first couple months you'll want to start off small, make sure you don't overwhelm them with responsibility. Much of their development will come as you model for them what a successful Life Group does. With time, as they become more comfortable in their role you can gradually add more responsibility to them. Things you might ask them to do:

- ✓ Lead Prayer Times
- ✓ Keep record of prayer requests and praises
- ✓ Take the lead on sharing during mutual ministry time
- ✓ Plan a social event
- ✓ Take attendance and update the roster through In-Fellowship

WORK WITH ME (4-8 WEEKS)

After a few months, it's now time to entrust significant parts of the ministry to them. The key is to remember that success is not just a job well done, or more people under your care; success is another competent leader who is ready to take your place. Responsibilities might include:

- ✓ Leading the bible study time
- ✓ Pursuing potential new group members
- ✓ Asking them to personally mentor another member/couple of the group
- ✓ Asking them to take Life Group 101 training
- ✓ Start discussing the concept of multiplication and future leadership

STEP 3: RELEASE

This phase is particularly significant for your apprentices because this is the time when the idea of leading their own group begins to solidify in their minds. Since planning for multiplication means planning for two or more future groups, your apprentices will need to be on board, intimately involved with that planning. Your Life Group pastor/director will help you with this process.



planning center Groups

This is our online group database that will help you manage your members, plan events, take attendance, and share resources.

You will get access to Planning Center Groups prior to your group launching. In the meantime, scan the code below to access a brief tutorial to explore all the ways this can help you successfully manage your group.



START HERE

rightnow MEDIA

Our Life Group study library is now digital...

AND GIGANTIC.

GET FREE ACCESS

1

Receive your **invitation email** to register for RightNow Media.

(Please let us know if you do not receive an email)

2

Click the **Get Started** button in the email.

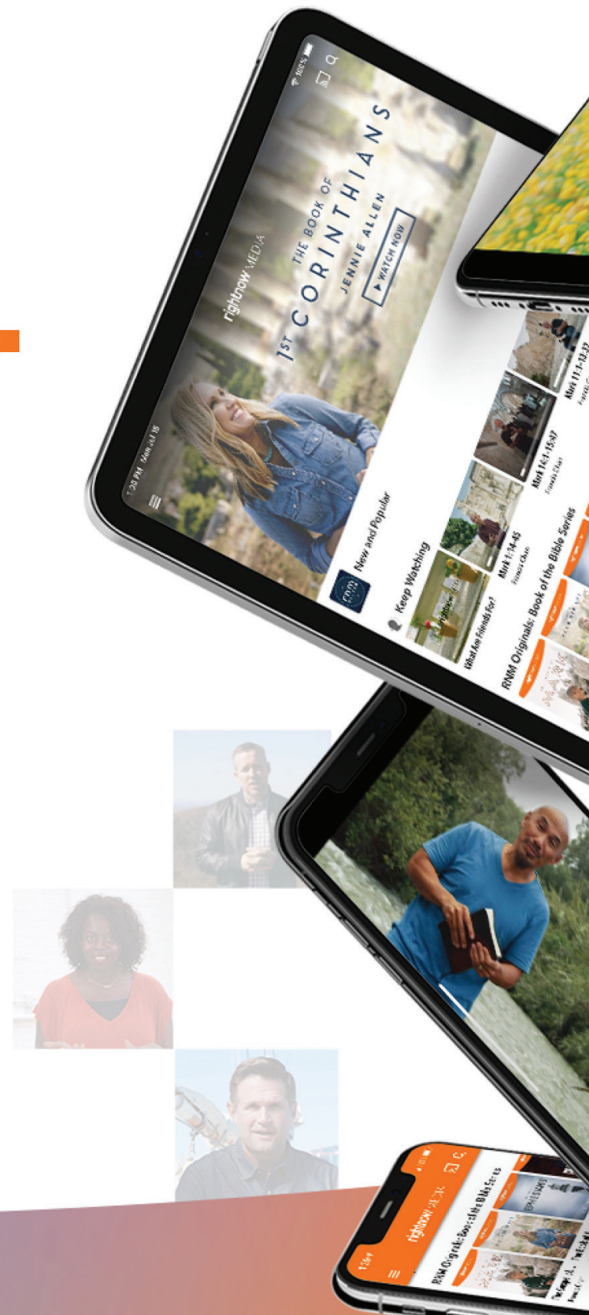
3

Create your profile. Then **explore!!**

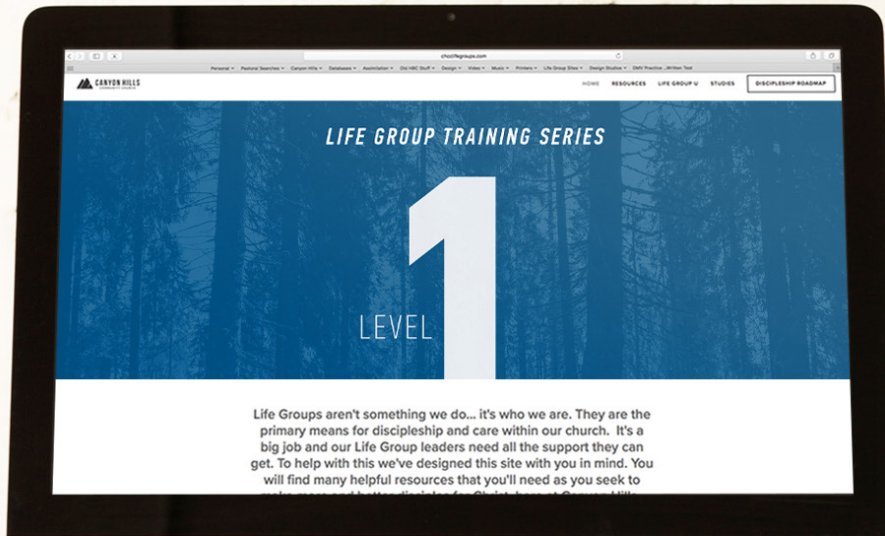
android chromecast  iPhone & iPad

Roku  tv fireTV

rightnowmedia.org



FOR MORE RESOURCES
VISIT US ONLINE



www.chcclifegroups.com



ANSWER KEY

SESSION #1: KNOW YOUR GROUP

KNOW WHO THEY ARE

KNOW WHY THEY ARE HERE

KNOW WHAT THEY NEED

SESSION #2: LEAD YOUR GROUP

LIVING OUT THE BIBLICAL ONE ANOTHERS WITHIN COMMUNITY.

PERSONAL PRAYER + AUTHENTIC ACCOUNTABILITY

MULTIPLY DISCIPLES

MULTIPLY LEADERS

MULTIPLY MINISTRY

SERVING TOGETHER

SHARING THE GOSPEL

ONLINE ACCESS

TEAM SUPPORT

ONGOING TRAINING

SESSION #3: PROTECT YOUR GROUP

A STUDY IS NOT SOAPBOX

A STUDY IS NOT SERMON

A STUDY IS NOT ABOUT YOU

INDIVIDUAL

RELATIONAL

IDEOLOGICAL

ONE-ON-ONE

GO WITH ANOTHER PERSON

GO WITH TEAM LEAD

REMOVE FROM GROUP

DON'T GIVE UP HOPE

NEXT STEPS: ONE WEEK

NEXT STEPS: TWO WEEKS

NEXT STEPS: THREE WEEKS

NEXT STEPS: FOUR WEEKS



CANYON HILLS
COMMUNITY CHURCH

www.canyonhillscommunitychurch.com
lifegroups@chccbwa.org

22027 17th Ave SE Bothell, WA 98021
425-488-4121