

Hundertwasser's Spiraling perspective



Nature and art - in harmony

This month we'll get to know a very interesting artist – meet Friedensreich Hundertwasser.

What makes him so interesting? Lots of things! His creative approach and the style of his art are so original and unique– once you've studied his artwork you'll be able to instantly recognize any of his paintings if you see them in a museum! His art doesn't look like any other artist's.

Perhaps his one-of-a-kind art was a natural result of his travels and the fascinating life he led. But, what might be most interesting of all are his creative ideas and philosophies. Hundertwasser was always thinking and he was always creating. (We'll learn lots more about these things next week.) For now just enjoy looking at and chatting about his artwork!



“When we dream alone it is only a dream, but when many dream together it is the beginning of a new reality.”

- F R I E D E N S R E I C H H U N D E R T W A S S E R -

Hundertwasser's Spiraling perspective



THE ART OF CONVERSATION



745

Friedensreich Hundertwasser, Blobs Grow In Beloved Gardens, 1975

Hundertwasser numbered each new piece of artwork he made.

Hundertwasser's Spiraling perspective



THE ART OF CONVERSATION



193

Friedensreich Hundertwasser, Head with White Windows, 1954

Hundertwasser's Spiraling perspective



THE ART OF CONVERSATION




566

Friedensreich Hundertwasser, The Three Houses Of Atlantis, 1963

Hundertwasser's Spiraling perspective



THE ART OF CONVERSATION




315

Friedensreich Hundertwasser, *Snail Sleep Of An Austrian Landscape*, 1957

Hundertwasser's Spiraling perspective



THE ART OF CONVERSATION




Friedensreich Hundertwasser, Hats That Wear You, 1982

Hundertwasser's Spiraling perspective



THE ART OF CONVERSATION



551

Friedensreich Hundertwasser, The Neighbours I - Spiral Sun & Moon House, 1963

Hundertwasser's Spiraling perspective



THE ART OF CONVERSATION



692

Friedensreich Hundertwasser, *The Rain Falls Far From Us Falls The Rain*, 1970

Hundertwasser's Spiraling perspective



THE ART OF CONVERSATION

How to get your discussion started

If your family is new to art appreciation, you can find [a step-by-step guide to leading meaningful art discussions](#) in the foundation section of our members' area. Here are a few quick tips to consider as you begin your discussion. Invite your kids to wonder about the art and to come up with their own ideas. Skip any questions that don't inspire an engaged conversation.

Here are a few ideas to consider as you begin your discussion. You can invite your kids to finish these sentences, and use the other prompts to begin a dialogue.

“What do you see in this picture?”

“What do you think the story is here?”

“What idea or feeling was the artist trying to convey?”

“Let's talk about the colors.”

“Do you see items or objects you recognize?”

“What are they?”

“How do you think the artists made these paintings?”

“Do these paintings have anything in common? What?”

“Let's find some of the differences.”

“What kinds of things do you think were important to this artist?”

“Does this art remind you of anything?”

“What's going on with the shapes in this artwork?”

“Would it be fun to paint like this?”

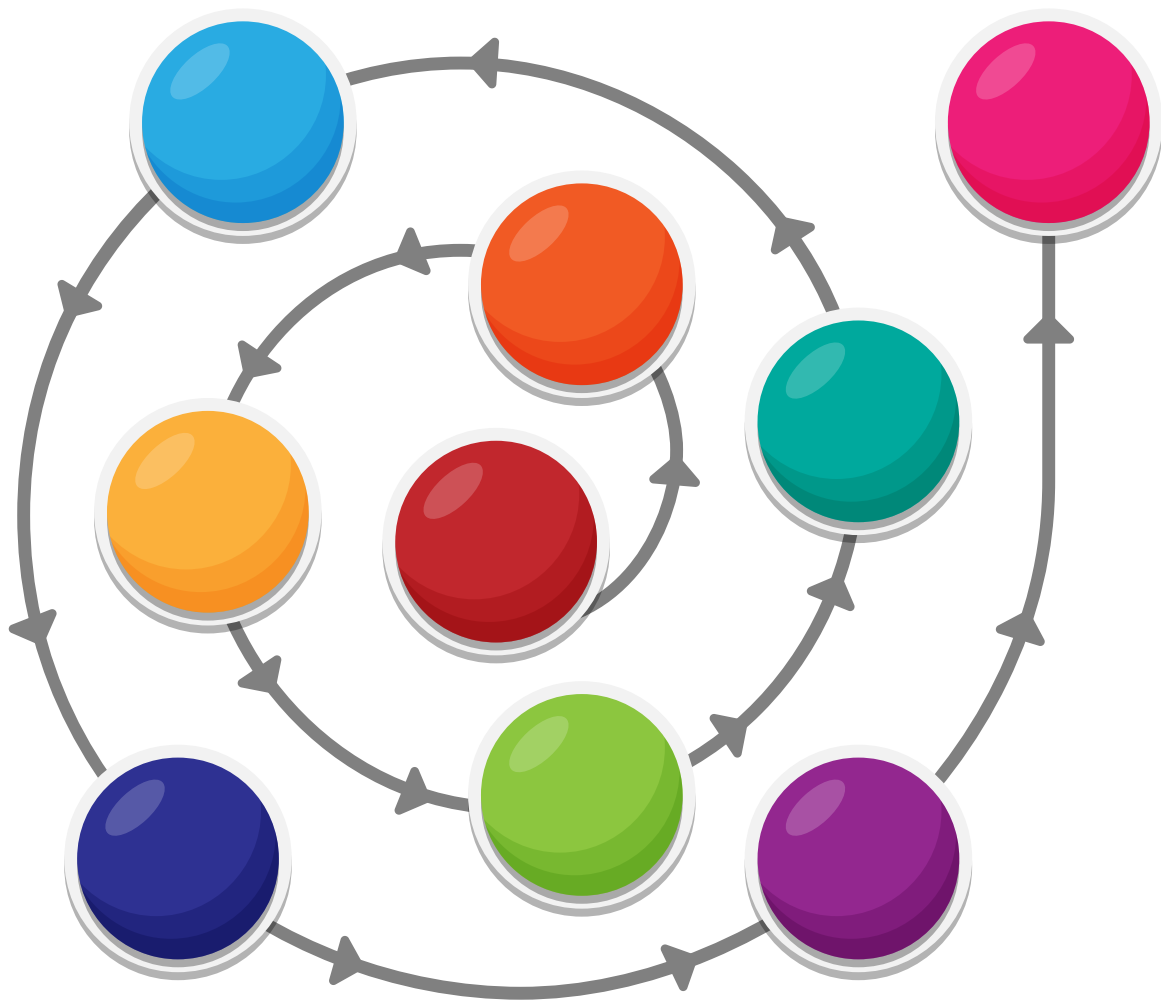
“What else do you see?”

Hundertwasser's Spiraling perspective



THE ART OF CONVERSATION

Make your conversation visual! As you discuss the art, write down some of the key words or ideas that come up! (You can also do this on a big sheet of butcher paper or a chalkboard.)



Hundertwasser's Spiraling perspective

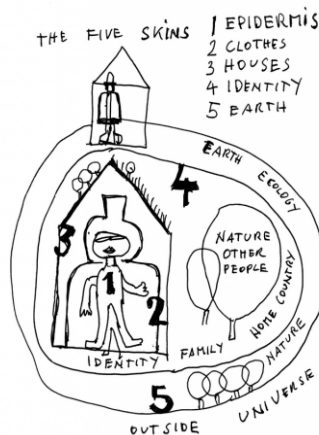


NOW IT'S YOUR TURN...

The 5 skins

Hundertwasser was full of ideas. He thought about the world... a lot! The ideas and realizations that swirled around in his head inspired him to create the art we'll study this month. One of the main ideas Hundertwasser used in his art was something he called **the 5 skins**. He noticed that there are layers all around us— from our own bodies to the vast expanse of the universe. This month we'll spend a little time on each of the 5 skins. They are:

1. Your body
2. Your clothes
3. Your house
4. Your identity
5. Your planet



Hundertwasser made this sketch to explain his idea.

This week, let's explore the first skin with a Hundertwasser inspired self-portrait!

Think about your body. What does it look like? How would you like to represent it in a piece of art? Notice that the people Hundertwasser painted weren't realistic looking. They were stylized. Would you like to try to make art using his unique style as your inspiration? Or do you have another style you'd like to try?

There's no right or wrong here. Just think about the topic of 'YOU' and paint or draw yourself however it makes sense. You might want to use colored pencils if your artwork will be very detailed. Or you might want to use watercolors if it will be expressive. **Make any kind of self-portrait you'd like.**

Hundertwasser's Spiraling perspective



April art supplies & book list

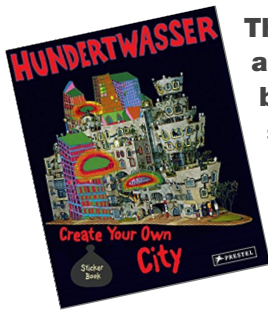
These supplies are all optional. Each week we'll do a different project, but I'll always have an option for something you can do with standard supplies you probably already have in your art area at home.

Week 1: Chalk or oil pastels. A spiral bound grid paper notebook.

Week 2: Colored pencils or markers.

Week 3: This week kids will be creating a 2-D or 3-D house design. Choose 1 of the following:

Colorful modeling clay OR air dry clay and tempera.
Colorful construction paper. Glue stick.
Misc. cardboard boxes and tubes. White glue.



This sticker book may also be a fun addition, but the project will still be LOTS of fun even without it. (You could even make your own stickers!)

Week 4: Blank sticker or label paper (small sheets are fine, the artwork will be tiny).

Week 5: Posterboard (large poster size) or a roll of butcher paper.

There are several Hundertwasser books for adults, and all of them are great. If you're going to get one book this month, I love this one. It was written especially for kids, and it's full of great quotes and fun additional projects for your kids to try out. It includes lots of his art in beautiful full color photos.

