







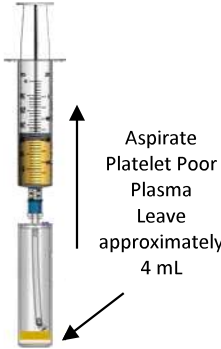


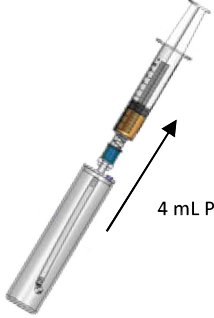


**GS30-PURE-II PROTOCOL A \*\* PLEASE DISCARD RED VENTED CAP FROM CONCENTRATING DEVICE BEFORE USE \*\***

Note: Always swab self-sealing port with sterile alcohol prior to accessing with a sterile syringe

<p>Step 1:</p>  <p>Using the filtered needle, draw up 3 ml of Sodium Citrate Anticoagulant into the 30 ml syringe</p>	<p>Step 2:</p>  <p>Using the butterfly needle draw 27 mL whole blood from the patient, filling the syringe to 30 mL</p>	<p>Step 3:</p> <p><b>Optional Step</b> Aspirate 1 mL of Citrate Anticoagulant into 3 ml syringe</p>  <p>Load anticoagulated whole blood into the <b>Concentrating Device</b> <i>(To clear the residual blood, purge the line with 1 mL of anticoagulant)</i></p>	<p>Step 4:</p> <p>Counterbalance at opposite ends and process the <b>Concentrating Device</b></p> <p><b>Executive Series Centrifuge Setting:</b></p> <p>1 minute 4200 RPM</p>  <p><b>Platinum Series Centrifuge</b> Pre-Programmed Setting: <b>PurePRP® SP Spin 1</b></p>
<p>Step 5:</p>  <p>Using the 30mL syringe, aspirate the platelet plasma suspension (PPS) until RBC fills the aspirating pipe. <i>(Its normal to aspirate small amounts of RBC into the syringe during this process)</i></p>	<p>Step 6:</p>  <p>Transfer the platelet plasma suspension (PPS) into the <b>Concentrating Accessory</b></p>	<p>Step 7:</p> <p>Counterbalance at opposite ends and process the <b>Concentrating Accessory</b></p> <p><b>Executive Series Centrifuge Setting:</b></p> <p>5 minutes 4200 RPM</p>  <p><b>Platinum Series Centrifuge</b> Pre-Programmed Setting: <b>PurePRP® SP Spin 2</b></p>	<p>Step 8:</p>  <p>Platelet Concentrate Buffycoat</p> <p>Platelet concentrate buffycoat separates out at the bottom of the <b>Concentrating Accessory</b></p>
<p>Step 9:</p>  <p>Aspirate Platelet Poor Plasma Leave approximately 4 mL</p> <p>Aspirate platelet poor plasma from the <b>Concentrating Accessory</b> Leave 4 mL of plasma.</p>	<p>Step 10:</p>  <p>Attach the 12 mL syringe and swirl to resuspend the platelet buffycoat into the plasma.</p>	<p>Step 11:</p>  <p>Tilt to immerse Aspirating Pipe into PurePRP®</p> <p>Tilt to immerse the Aspirating Pipe into the PurePRP®</p>	<p>Step 12:</p>  <p>4 mL PurePRP®</p> <p>Extract the PurePRP® into the 12 mL syringe.</p>