


technical catalog

infor[®]norm

infor[®]norm
sign systems



grid sizes

The **info**norm[®]-grid determines the width (horizontal) and height (vertical) measurement for each sign.

Each box on the grid is 52.5 mm wide and 21 mm high.

The standard grid goes from 52.5 x 21 mm up to 2100 x 2100 mm

Special widths on request.



How to specify and order

classical **info**norm®-sign size 157.5 x 84 mm

- 1 base profil 157.5 x 84 mm
- 1 set of End caps, type TS
- 1 cover profile 52.5 x 63 mm
- 1 cover profile 105 x 63 mm
- 1 cover profile 157.5 x 21 mm
for self lettering with paper and PVC insert.

sizes are always stated and specified by

width x height (in mm)

The width of all covers totals to the overall width of the base profile.

The same applies for the height.



Three simple components provide the building blocks for every **info**norm®-sign

- 1 base profile
- 1 or several cover profiles
- 1 pair of end caps holding the profile(s) in position.

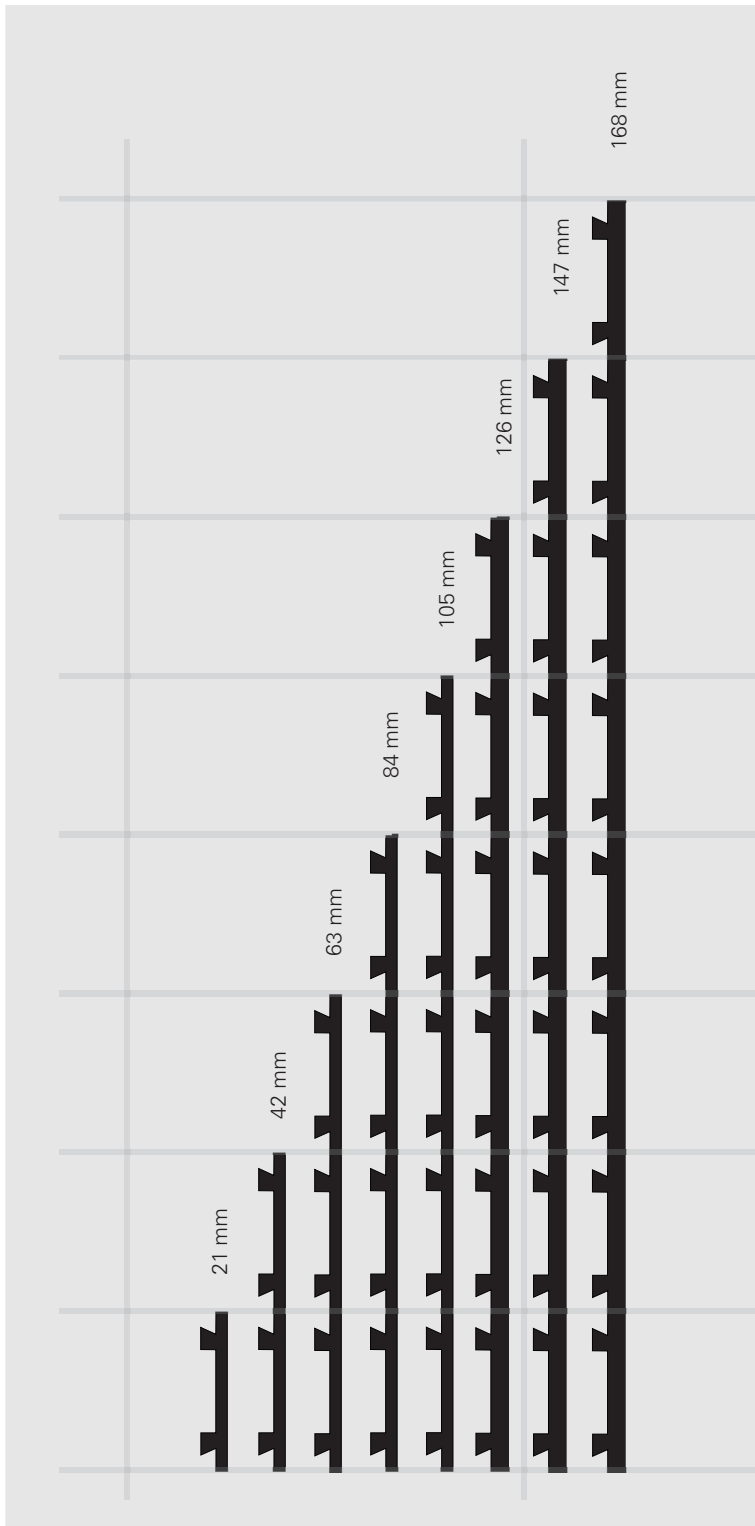
The size of the base profile is the size of the entire sign. (+end caps)

Function

Quick and easy to install. Double - sided tape or simple screws are all it takes to attach the signs directly to doors and walls.

Material

Aluminium extrusions
Resistant material, also for outdoor use.

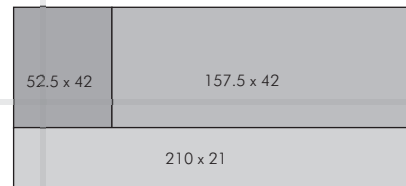


Sizes

Standard extrusions are available ex stock up to the grid height 168 mm. Larger base plates can easily be assembled.

High precision standards guarantee for perfect function. One or several cover profiles fit precisely on to a base profile.

see example below



Large base profiles/plates can easily be assembled by using vertical alignment straps to combine and link the standard extrusions.



Features

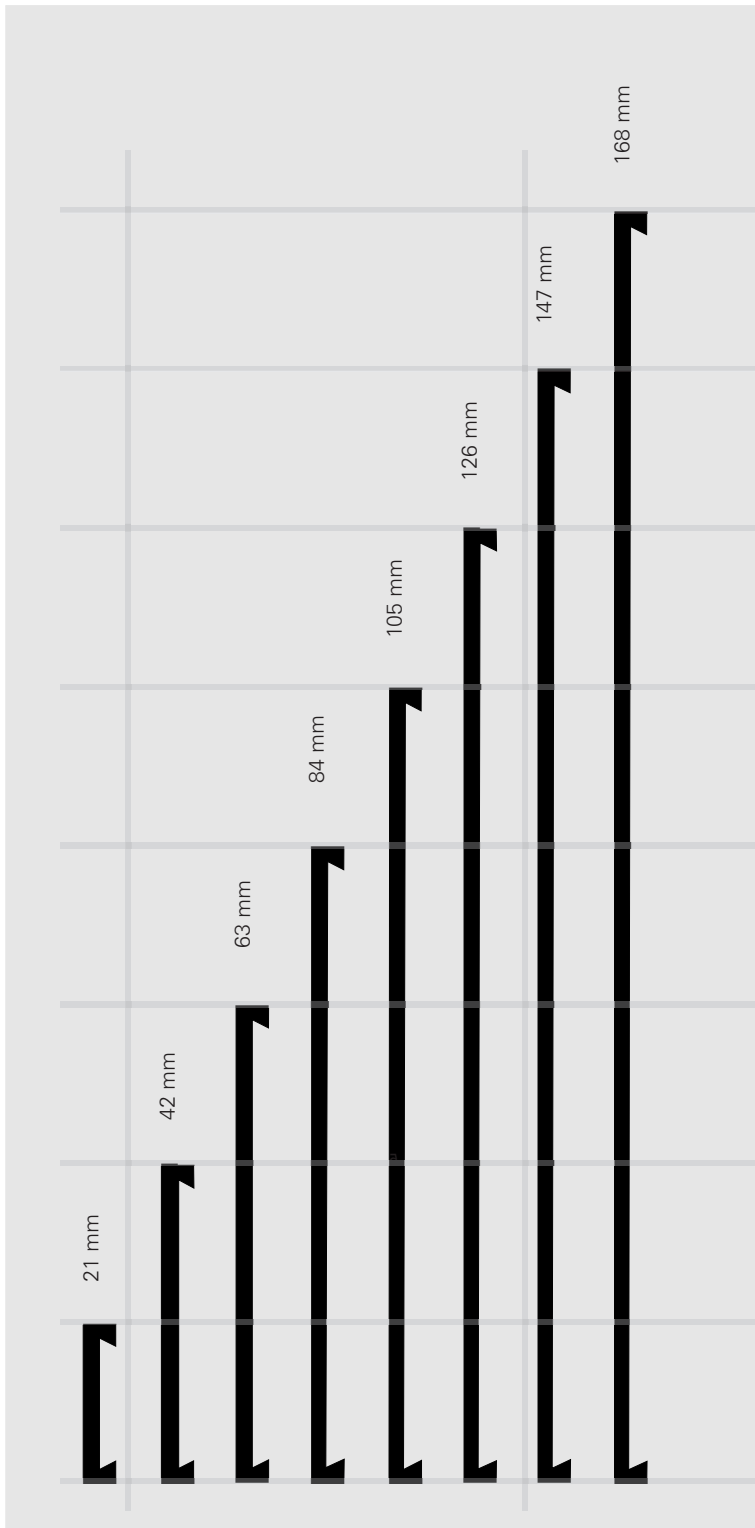
The standard cover profile is an extruded aluminium face plate with rear guides that slide onto the base profile's tracks.

Material

Aluminium extrusion

Finish

Standard is natural anodised with special **info***norm*[®] hairline finish.
Covers can also be painted in any colours.



Sizes

Cover profiles come in 8 standard heights. (21 - 168 mm)


Standard widths follow the grid size 52.5 mm up to 2100 mm.

Special sizes upon request.

Covers exceeding the max. extrusion height 168 mm can be assembled upon demand. Same thickness as standard extrusions.

Special (skinned) cover profiles are used for these constructions.

The same 1 mm thinner profiles are used for ADA applications. (American with disabled Act)



Function

Profile accepting insert material of any kind.
Self-lettering with paper, protected by non-glare PVC
lense.

Material

Aluminium extrusions
Resistant, also for outdoor use.

Finish

Standard is natural anodised with special **info***norm*[®]
hairline finish.
Covers can also be painted in any colour.

- cover profiles for self-lettering
- Window signs
- Escape routes
- Various applications

<p>profile 2.1 profile 1.1</p>	<p>profiles 1.1 / 2.1</p> <p>Grid height 21 mm / 42 mm accepting (paper) inserts 19 mm / 39 mm high. A non glare PVC lense (0.3 mm) thick protects the inserts. The same profiles are used for the slider system (vacant/occupied).</p>
<p>profile 1.2</p>	<p>profile 1.2</p> <p>Mainly used for larger window signs. The profile height (grid) is 21 mm. Accepts inserts up to 3 mm thick. Frame- or window signs in combination with the extended 10 mm end caps Frame profile 1.2 are also often used for large escape-route signs or with plexi insert to protect large directories against vandalisme.</p>
<p>profile 001</p>	<p>profil 001 "infoframe"</p> <p>Picture frame components to display light-weight insert material. (max. thickness, 1mm) Signs incorporating the use of picture frame components infoframe are easily configured to hold insert materials that follow standard DIN proportions. Profiles 001 are also used for the popular infoframe window signs as well as the brandnew glass signs infoglass.</p>
<p>profile 1.3</p> <p>display remove</p>	<p>profile 1.3</p> <p>Gravity clip profile (for holding messages or other temporary information)</p>

End caps



Function









The end caps - secured by the sturdy plastic spring mounted on the base profile - holds the cover profile securely in place.


Material

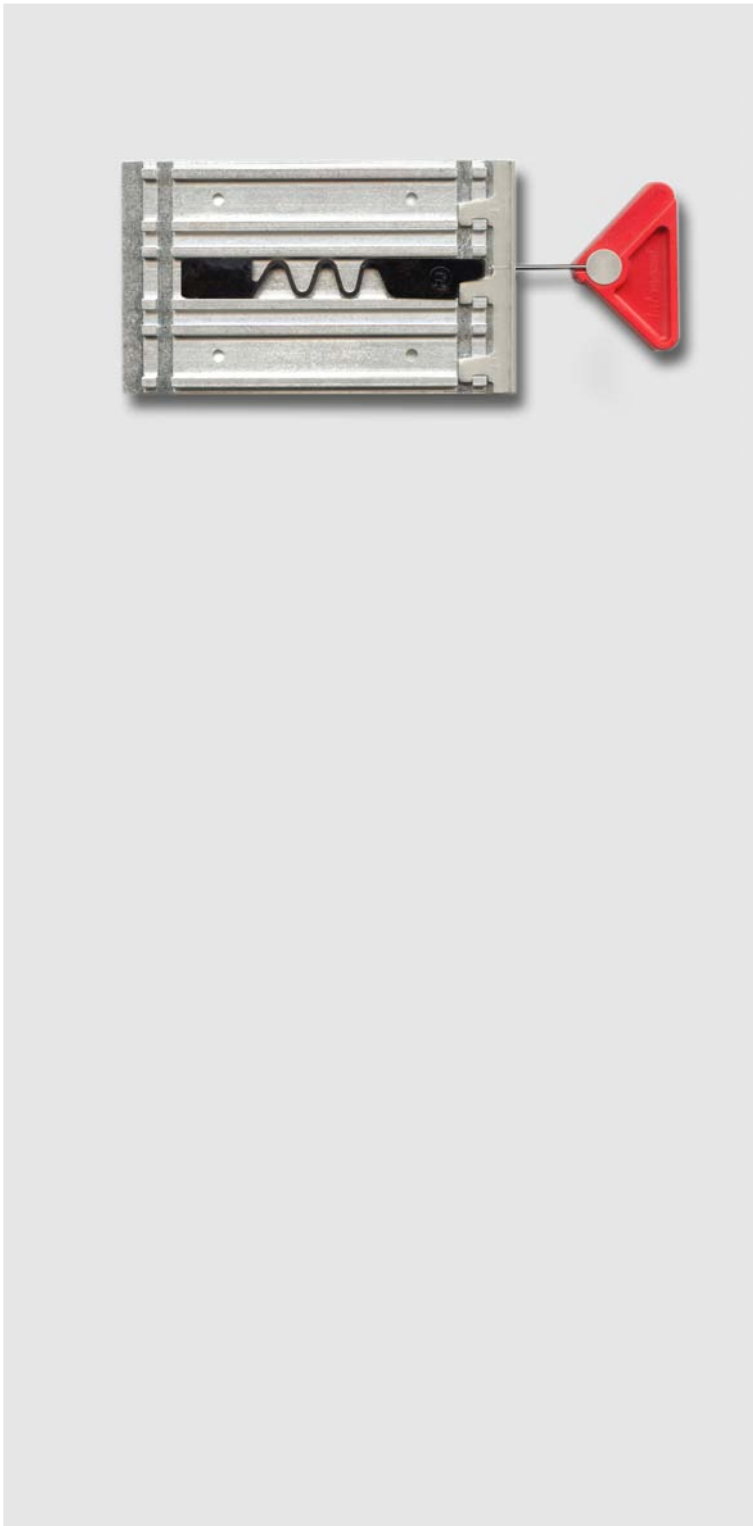
Aluminium extrusions

Finish

Standard is natural anodised.
5 mm + 10 mm end caps are in the special **info**norm® hairline finish to match the covers.
They can be painted in any colour.


	Invisible End cap	Invisible, hidden End cap
	T-Bar End cap	Standard End cap
	E5 - 5 mm End cap	Easy to handle, also available with rounded corners
	E10 - 10 mm End cap	As above, but twice as wide
	T - Bar End cap enhanced	Special End cap, in combination with frame profile 1.2
	R10H - 10 mm End cap enhanced	Used for large window signs and escape routes. Also as holder for acrylic glass on top of directories.
	TE - picture frame End cap	Special End cap together with the picture frame profiles Can also be used for standard sign.
	1/4 circle End cap	Alternatively used with picture frame but also decorative on standard signs!





In vandal-prone locations we recommend our highly resistant locking device. It is a spring-loaded mechanism that fits into the base plate.

The security locking device can also be furnished and added at a later date to standard locking devices.



How to open

security key with pin

push in- and upwards to unlock



These information are also available as a word-file on a CD. (basic information only; large range of adaptations is possible.)

General information: Base profiles accepting one or several covers. End Caps mounted and secured by 2 sturdy plastic springs hold the cover profiles securely in place.

Dimensions: The grid size is 52.5 mm width
21.0 mm height
The thickness of the entire sign is only 6.0 mm

Construction: Three simple components provide the building blocks for each sign:

Base profile accepting all combinations of cover profiles. With holes for invisible fixation to the wall.

Cover profile(s) to slide on to the base profile. Large number of cover profiles are available, all can be combined. Special frame covers accepting inserts of any kind of material. Very often used for window signs in DIN- or US letter sizes. Combinations of standard and frame profiles are possible.

End caps secured by sturdy plastic springs which are mounted on to the base profile do hold the covers securely in place. Optional security locking device upon request against vandalisme.

Material: All profiles are high precision aluminium extrusions.

Finish:

Base profiles		mill finish
Cover profiles	?	anodised in special infoNorm hairline finish or mill finish for thermolaquing in any RAL- or NCS colour.
End Caps	?	same as covers. Available in various shapes and looks.

Function: To unlock the sign the end caps need to be pushed upwards. All **infoNorm** signs can be protected against vandalisme with a security locking device. A special security key is needed. (more details see technical catalog)

installation: **infoNorm** signs are very user-friendly in terms of installation. Double-tape or using the holes in the base profiles for an invisible fixation to the wall.

