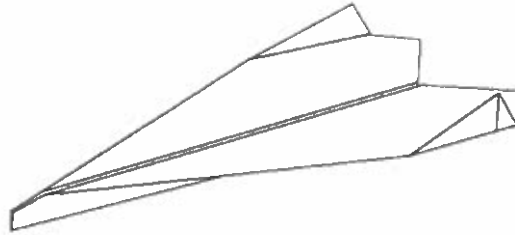



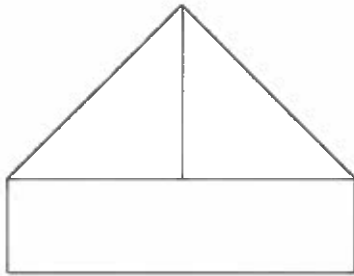
Delta



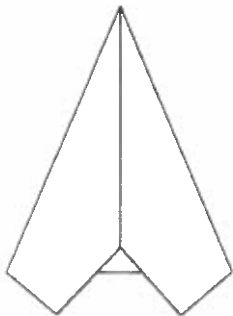
This plane flies fast and straight. It is easy to fold and a great all around flier. Add some up elevator if necessary to produce stable flights.



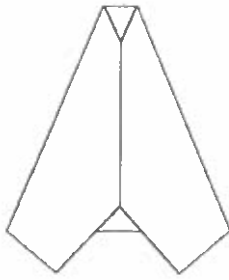
Orient the template so that the “UP” arrow is at the top of the page. Then flip the paper over so that none of the fold lines are showing.



Fold the top left corner down toward you until fold line 1 becomes visible. Crease along the dotted line and repeat with the top right corner.




Fold the left side over again and crease along fold line 2. Repeat with the right side.



Fold the nose down and toward you along fold line 3.



Fold the right half of the plane over the left half along fold line 4 so that the outside edges of the wings line up.



Fold the wings down along fold lines 5 and the winglets up along fold lines 6. Add wing dihedral by tilting the wings up slightly away from the fuselage. The wings will have a slight “V” shape when viewed from the front. You are ready to fly!

