



Limber

This innovative offering can seat up to 6 students from 3rd grade through University. Limber covers all the bases. It's mobile, fits through doorways, has a seamless tilting top, as well as a sit-to-stand pneumatic base, and plenty of storage!



Dry Erase
Laminate Top



Tilts at any height
Double-sided storage
Instant sit-to-stand transition
Fits through standard 36" doorways

Scan to see
it in action!




*Magnetic mount
not available

STANDARD

- 1" Tough Top
- HPL Dry Erase Top
- 18 Laminate choices
- 8 Storage Bins
- Sit-to-Stand Tilt Table Top
- Height Adjustable Center Shelf

OPTIONS

- Flush Mount Electrical
- Locking Cabinet Doors
- Lids for Storage Bins
- Colored Pegboard



TOP OFFERINGS


TOUGH TOP

Tough Top is a 1" composite wood substrate that is anti-microbial and powder coated to create a seamless finish that covers the entire surface including edges and undersides. There are simply no cracks and crevices where germs and bacteria can accumulate, making it ideal for the classroom.

Tough Top Options:




Ask about other color options!




WHITE DRY ERASE LAMINATE

Utilize the Limber as a presentation board with a smooth writeable surface. The white dry erase top is available in 9 different edge banding colors.

Edge Banding Options for HPL Dry Erase Tops:



Base Laminate Colors:



18" Metal Stools Colors:



24" & 30" Metal Stool Colors:



DIMENSIONS

Overall

Table Top - 41.5"W x 73.875"L

Base - 54" x 22"

Base (caster to caster) - 61.5" x 33"

Sit to Stand Heights

Height (Table Top Flat) - 30" - 48"

Height (Table Top Tilted) - 61" - 78.5"

Center Cabinet (Internal)

Cabinet width - 25.5"

Cabinet depth - 20.5"

Cabinet height - 20.5"

Side Cabinets (Internal)

Side Cabinet width - 12.5"

Side Cabinet depth - 17.5"

Side Cabinet height - 20.5"